

# FUMC GASTONIA'S *Backyard* BIBLE CAMP


SERVICE

UNDER THE



SUN

STARS



First United Methodist Church  
Gastonia, North Carolina

VACATION BIBLE SCHOOL 2020

# WELCOME TO FUMC GASTONIA'S BACKYARD BIBLE CAMP!

This booklet will include all the information you will need for our 2020 VBS, just add a few simple household supplies, and a few children and you are all set for Backyard Bible Camp 2020. No children in your household? No problem, just share this resource with someone that does have children (ex. grandchildren, neighbors, etc...).

I changed the theme for this year. I wanted to adapt it to our current situation and the new challenges of 2020. Making it a Backyard Bible Camp gives you the flexibility to have an adaptable schedule, connect through service, and share VBS with your neighborhood and community. The focus of Backyard Bible Camp is Service Under the Sun and Stars.

**Schedule** – The daily schedule is flexible to fit in throughout your day or whatever days or week you would like to do the activities. The week of August 3rd, Kristi McClellan will be posting on Facebook and emailing out tips and suggestions for each day to go along with the booklet. On vacation the week of August 3rd? Take this resource with you or do it the following week.

Schedule includes:

Story at Sunrise – morning Bible story

Play – a fun activity for each day, maybe a game or craft

Snack – an easy-to-make fun treat

Pause – a time for quiet reflection with God

Service – ways to serve your family, friends, neighbors, community, and Jesus

Post – a social media challenge to share Jesus' love with others and be connected to each other

Story at Starlight – evening Bible story

Pray – a prayer time

## ***Optional Supplies:***

Canned crescent roll  
Little smokies or hotdogs  
Teddy grahams  
Graham crackers  
Pretzels  
Cheerios/Cereal

Nutella, peanut butter, or frosting  
Colored string or yarn  
Granulated sugar  
Olive oil or coconut oil  
M&M's  
Raisins

Band-aids  
Care package items  
Jar  
Playing cards  
Goldfish  
Grapes

# DAY 1

**Story at Sunrise** – Exodus 2:1-10 Miriam took care of her brother Moses.

**Play** – Game “Who is Crying” – The children can sit in a circle with one blindfolded child in the middle. Then the children will take turns “crying like a baby” for the blindfolded person to guess WHO IS CRYING. Let all children get a chance to CRY for a blindfolded person. If the blindfolded person guesses who was crying, then they will change places and continue to play as time allows.

**Snack** – Baby wrapped in a Blanket

\*Use hotdogs or little smokies and wrap them in crescent rolls.

Bake using directions on crescent roll pack.



**Pause** – Take time to reflect on a way to help a family member today. It could be helping with a chore like vacuuming, unloading the dishwasher or some chore that you normally do not do for them.

**Serve your family** – From your pause time pick a chore do for a family member or leave an encouraging or love note for them.

**Post** – Post a picture of your service to your family and explain how it made them feel.

**Story at Starlight-** Exodus 17:12-14 Aaron supports Moses.

**Pray** – Give thanks for family, acknowledge gifts from your family, ask God how you can support your family, lift up those who do not have family, give thanks for being part of God’s family.




# DAY 2

**Story at Sunrise**— Mark 2:1-12 Four friends lower man through rooftop.

**Play**— “Blanket Toss”- Let child/children gather around a large blanket (or parachute if available). Grab a ball, doll, or stuffed animal and place in the blanket. Then shake the blanket up and down to bounce the item. You and your child can try to keep the item on or knock it off. You can also play this in teams. Let children sit ON the blanket when the game is over and talk about today’s Bible story.

**Snack**— Place the man being lower through the roof (the Teddy Graham) on the graham cracker coated with peanut butter, Nutella, or frosting.



**Pause**— Take time to think about the ways that your friends have helped you. Make a list of friends that have helped you and a list of those that you could help.

**Serve your friends**— Make sugar scrub for a friend.

## Sugar Scrub Ingredients

- 1 cup granulated sugar, either white or brown,
- ½ cup oil (olive oil and coconut oil work great)
- essential oils of your preference (optional)



Do something nice or helpful for a friend. Make a friendship bracelet or card and mail it to them. Most importantly, tell them thank you for being a friend.

**Post**— Post a picture of the service that you did for a friend or post picture of a friend and thank them for being a friend to you.


**Story at Starlight**— John 13:1-17 Jesus washed the feet of His disciples.

**Pray**— Give thanks for the example that Jesus set of how to serve, by washing His disciples feet. Use your sugar scrub and have prayer time washing each other’s feet.

# DAY 3

**Story at Sunrise**— Luke 10:25-37 Good Samaritan

**Play**— Give the children/child several inexpensive band-aids to stick onto a piece of construction paper in the form of a stick person. The children/child will draw a head at the top of the vertical band-aid, hands at the end of the horizontal band-aid that form the arms, and feet at the bottom of the band-aid that form the legs. Tell children to write words from today's Bible story around the band-aid people, such as: caring, loving, kind, eternal life, heart, love, etc.



**Snack**—



M & M's remind us that our neighbors come in many colors.  
Raisins remind us that some neighbors are older.  
Pretzel sticks remind us that some neighbors are tall.  
Kix (Cheerios) remind us that some neighbors can be short.  
Love your neighbors, love them all!

**Pause**— Take time to make a list of all the names of your neighbors that you can think of. Ask who else is our neighbor?

**Serve your neighbors**— Make care packages for the homeless to carry in your car to hand out.



**Post**— Post a picture of your band-aid person or of your service project.

**Story at Starlight**— Mark 12:28-34 The Most Important Commandment

**Pray**— Help us Father to love you Lord our God with all our heart and with all our soul and with all our mind and with all our strength and to love our neighbor as ourselves. There is no commandment greater than these. We love you, in Jesus name. Amen.

# DAY 4

**Story at Sunrise**— Mark 12: 41-44 The Gift of the Poor Widow

**Play**— Encourage your kids to give back with a giving jar. Use a can or jar, make a giving bank (a bank where you write on slips of paper things that you can give.)



**Snack**—



Make a tree with grapes and pretzels, talk about what plants give to our community. Also, explain that a tree played a role in the Zacchaeus story.

**Pause**— Take one of your Giving Bank ideas and give back to the community.

**Serve your community**— Make a food donation to CAM, mail cards to church members and nursing homes, clean out a closet of toys and clothes to donate.

**Post**— Post a picture of your service to the community.

**Story at Starlight**— Luke 19:1-10 Zacchaeus gives back to his community.

**Pray**— Make a list of people in the community, leaders in our country, teachers, public servants, neighbors, and pray for them by name.

# DAY 5

**Story at Sunrise**— Matthew 13:47-48 The Parable of the Fishnet

**Play**— Play Go Fish with cards or really go fishing in a pond or a bucket of water.

**Snack**—



Put 1 tablespoon of peanut butter, pretzels and a few goldfish on a large plate for each child. Let the kids dip their pretzel in the peanut butter. Then use the peanut pretzel stick to “fish” for the fish-shaped crackers on their plates.

**Pause**— Reflect on if fishing is easy, and what it takes to fish.

**Serve Jesus**— Pray over and leave uplifting notes on 5 cars, pray over 3 people who need a flower and bible verse and put it on their porch, & pray over Bible verses to chalk on your driveway.

**Post**— Post your favorite verse and explain why in the comments. Tell others about Jesus.

**Story at Starlight**— Matthew 28:16-20, Mark 16:15-18. Jesus commissions the disciples.

**Pray**— Father help me to discover new and exciting ways to grow your Kingdom and share the love of Jesus. Guide me for your Glory. We ask



First United Methodist Church  
PO Box 218  
Gastonia, NC 28053

NONPROFIT.ORG  
U.S. POSTAGE PAID  
PERMIT NO. 34  
GASTONIA, NC

## SERVICE CHECKLIST

Remember: **Serve** is not about us, it is about meeting the need of others to share Jesus.

Remember, during this time to stay healthy and respectful of other people's comfort level with COVID-19. It is our mission to share Jesus through love and do NO harm. WE only want to help.

The most important part of all these activities is to pray first for God to guide you.

### Family

- Unload a dishwasher
- Clean a bathroom
- Fold some laundry
- Vacuum the floors

### Friends

- Mail an uplifting card
- Make a friendship bracelet to mail to them
- Reach out to a friend who you haven't talked to in a while
- Pray with a friend

### Neighbors

- Take your neighbor's trashcan back to their house
- Post or make a sign asking if anyone needs something you are comfortable doing...  
(dropping groceries off, walking dogs, watering plants or doing yard work)
- Sweeping a neighbor's porch or deck

### Community

- Make a food donation to CAM
- Mail cards to church members and nursing homes
- Clean out a closet of clothes & toys to donate

### Jesus

- Pray over and leave uplifting notes on 5 cars
- Pray over 3 people who need a flower and bible verse and put it on their porch
- Pray over Bible verses to chalk on your driveway



**Kristi McClellan**

Director of Children's Ministries  
& Weekday Preschool  
[kristi@fumcgastonia.org](mailto:kristi@fumcgastonia.org)

Check out all of our weekly ideas at:  
[fumcgastonia.org/ministries/childrens](http://fumcgastonia.org/ministries/childrens) or [Facebook.com/fumcgnckids](https://www.facebook.com/fumcgnckids)