

14. Pentecost (Acts 2:1-41)

“As for us, we can’t stop speaking about what we have seen and heard.” (Acts 4:20)



PLAN

Supplies

Deep Blue Resources: One Room Sunday School® Kit: CD-ROM | Leader Guide | Reproducible Kids’ Book | Resource Pak

Additional Deep Blue Resources:

CEB Deep Blue Kids Bible | Deep Blue Bible Storybook | Deep Blue Adventure DVD | Deep Blue Bible Dictionary

Basic Supplies: DVD player | CD player | Pencils | Crayons | Markers | Scissors | Tape | Glue | Mural paper

Gather: Variety of craft decorations | Plain cookies | Red, yellow, and orange icing | Multicolored sprinkles

Explore: No additional supplies

Respond: Large piece of material or felt | dowel rod | String

Bless: No additional supplies

Before You Teach

Each year we take time to celebrate the birthday of the church. Pentecost, the Festival of Weeks, is a Jewish celebration that takes place fifty days after Passover. The Holy Spirit came to the first Christians during that festival, and it became known to them as Pentecost Day. Pentecost means “the fiftieth day.” Today, we celebrate Pentecost seven weeks after Easter.

The followers of Jesus were all together in a room, praying and waiting for the promised Spirit. Suddenly they heard a sound like a strong wind blowing, and flames of fire appeared above the heads of the followers. Wind and fire are both symbols of the Holy Spirit in the Bible. The rushing wind filled the whole house. The followers felt the divine presence of the Spirit of God, and they were filled with the Spirit. Extraordinary events followed the endowment of the Spirit on the church. The disciples were given the ability to communicate with people from many different cultures.

A large, multicultural crowd had gathered in Jerusalem for the festival. The sound of the strong, rushing wind attracted the crowd. When the disciples spoke to the crowd, every person heard what was said in their native language. This miracle was symbolic of the church’s worldwide mission.

The crowd was astonished and confused as they tried to figure out the cause and significance of the miracle. Some tried to brush it off by saying the disciples were drunk, but Peter denied that accusation. Peter pointed the crowd’s attention to Jesus’ crucifixion and resurrection. He proclaimed Jesus as Messiah both by the witness of the Old Testament Scriptures and the disciples’ personal experiences of seeing the risen Jesus. Peter told the people, “Change your hearts and lives.”

Many in the crowd asked, “What can we do?” Peter invited them to repent and be baptized in the name of Jesus Christ. Three thousand people were baptized that day and became part of the New Testament church. God’s forgiveness and the indwelling of the Holy Spirit are gifts of the grace of God. The Holy Spirit helped the followers have the courage to share the good news of Jesus, and the church began to grow quickly.

14. Pentecost (Acts 2:1-41)

“As for us, we can’t stop speaking about what we have seen and heard.” (Acts 4:20)



GATHER

Greeting

Before class: Display the “Attendance Chart” (Resource Pak—pp. 2 and 23 or p. 3). Two different options for an attendance chart are given in the Resource Pak. Decide which is best for your class.

- Play the theme song, “All Are Welcome” (CD-ROM), as you welcome each child.
- Show the children where to place their offerings on the worship table.
- Have each child mark an attendance chart. For the “Community Attendance Chart,” the children can write their first names or initials on the building marked #14.

PRAY: Dear God, help us experience your awesome power that the disciples felt on Pentecost and make us bold in sharing the good news; in Jesus’ name, we pray. Amen.

ASK: What do you find amazing in your life? What do you think is amazing about God?

Hidden Letters (Puzzle – Preschool)

Before class: Make a copy of Reproducible 14b for each preschool child.

SAY: Pentecost was a special day for the church. Look carefully at the picture of the church on Pentecost and see if you can find some hidden letters. Circle the letters you find. Trace the letters at the bottom of the page when you see the letters that are hidden in the picture.

- Allow the children time to work their puzzle and color the picture.
-

Find the Differences (Puzzle – Younger Elementary)

Before class: Make a copy of Reproducible 14c for each younger elementary child.

SAY: Pentecost was the day the Holy Spirit filled the followers of Jesus. Then they began preaching to the crowd in Jerusalem and telling them what had happened. Look carefully at the two pictures of the disciples and find 10 differences in the two pictures. Circle the differences.

- Allow the children time to find the differences.
-

Cryptogram (Puzzle – Older Elementary)

Before class: Make a copy of Reproducible 14d for each older elementary child.

SAY: Use the flames of fire code to discover the answers to the questions on your paper. Find Acts 2:1-41 in your Bible to help you check your answers for the questions about Pentecost.

- Allow the children time to work their puzzles, then go over the answers.

ASK: What did the people gathered for the festival see and hear? What miraculous event happened that day? What did the followers of Jesus receive that day?

14. Pentecost (Acts 2:1-41)

“As for us, we can't stop speaking about what we have seen and heard.” (Acts 4:20)



Pentecost Picture (Craft)

Before class: Make a copy of Reproducible 14e for each child. Gather a variety of craft decorations, such as scraps of material, felt, yarn, beads, and so forth.

- Give each child a copy of “Pentecost Picture.”

SAY: Your picture is a collage of items that remind us of Pentecost. Look at the items on your picture and decide what they have to do with Pentecost. Use the craft decorations to cover these items.

- Talk about the different items.
 - Flames of fire appeared above the heads of everyone gathered in the room.
 - The sound of a strong, rushing wind filled the house and attracted the crowd outside.
 - The word *Pentecost* means “50.” Pentecost is celebrated 50 days after Passover.
 - The dove is a symbol of the Holy Spirit. God sent the Holy Spirit on Pentecost Day to indwell the followers.
 - Every year we celebrate Pentecost as the birthday of the church.
 - Allow the children time to decorate their pictures.
-

Cookies with Sprinkles (Snack)

Before class: Bring some plain cookies for the children to decorate with red, yellow, and orange icing and multicolored sprinkles.

ASK: What colors do you see in flames of fire? (*red, yellow, orange*) What do flames of fire have to do with Pentecost? (*They appeared above the heads of the believers.*) Can you think of another time God appeared in fire? (*Moses and the burning bush*)

SAY: Let's make our cookies look like flames of fire by adding red, yellow, and orange icing. Then we can add all different colors of sprinkles to represent the variety of cultures of people present on Pentecost.

- Enjoy your Pentecost cookies.
-

Transition to Explore – Sacred Conversations

ASK: How do you think you would have felt if you had been part of the crowd on Pentecost Day?

EXPLORE

Read the Bible Story

- Ask the children to find Acts 2:1-41 in their Bibles. Encourage them to bring their own Bibles and learn how to use them. Read the story from the *Deep Blue Bible Storybook* (pp. 446–9).



14. Pentecost (Acts 2:1-41)

“As for us, we can’t stop speaking about what we have seen and heard.” (Acts 4:20)

ASK: What did Jesus’ followers do after they received the Holy Spirit? (*They shared the good news of Jesus to the crowd.*) How do you think they felt after experiencing the miracles that happened on Pentecost Day?

Dictionary Search

- Allow the children to look up *Pentecost* and *Holy Spirit* in the *Deep Blue Kids Bible Dictionary*.
-

See the Bible Story

SAY: Sophia and Rachel are practicing their French in Mr. Maxwell’s classroom. Sophia tells the story of Pentecost Day when the disciples preached and people from many different countries heard in their native languages.

- Watch today’s episode from the Adventure DVD.

ASK: How did the people hear what the disciples said in so many different languages? (*a miracle, the power of the Holy Spirit*)

Interact with the Bible Story

Before class: Make a copy of Reproducible 14a for each child.

- Give each child a copy of the Bible story.

SAY: Pentecost was a special day in Bible time and for us now. Let’s talk about that day.

- Allow the children to take turns reading the questions and answers in the Bible story.

ASK: What have you learned about Pentecost from our story?

Trivia Review

SAY: This is the last session in Unit 3, so it’s time to see how much you have learned this month.

- Play the Unit 3 review and allow the kids to say the answers.

SAY: This has been a wonderful quarter, and you have learned so much.

Bible Verse (Activity)

- Our verse for Unit 3 is Acts 4:20.
- Say the verse without looking at the Bible verse poster.
- Go over the sign language for the Bible verse. Encourage all the children to sign and say the Bible verse with you.

14. Pentecost (Acts 2:1-41)

"As for us, we can't stop speaking about what we have seen and heard." (Acts 4:20)



Transition to Respond

- Have someone find Acts 2:16-18 in the Bible and read it for the group.

ASK: What did Joel prophesy? (*"God says, I will pour out my Spirit on all people."*)

- Say together, "God poured out the Spirit on Pentecost."

RESPOND

Loving God, Loving Neighbor

SAY: This is the last Sunday to collect our special mission offering for the John Wesley Community Centre.

ASK: What have you learned about this mission? (*allow the children to share what they remember*)

SAY: We want to bless the offering we have collected and pray that God will bless our mission.

- Gather the children around the offering.
- Allow the children who would like to pray to take turns. Then close with a blessing on the ministry of the John Wesley Community Centre, all of the people who help in the ministry, and the children who are helped through the ministry.

Pentecost Banner (Group Activity)

Before class: Gather a variety of craft decorations, such as felt, scraps of material, glitter, craft jewels, fabric or puff paint, and so forth.

SAY: This quarter we have made banners to display in our room. Today, we will make a Pentecost Banner.

ASK: What reminds you of Pentecost? Which of those things can we use to design our banner? (*flames of fire, rushing wind, dove, and so forth*)

- Make a sketch of the design for your banner.
- Assign different parts of the banner to the children, such as the following:
 - Decide on the size of your banner and cut a large piece of material or felt that size. Lay a dowel rod on one end of the banner. Apply two lines of liquid glue above and below the rod. Then wrap the end of the banner around the rod.
 - Allow another group or child to draw and cut out the symbols to place on the banner. Decide how to place the symbols on the banner and glue them to the banner.
 - Have another group or child draw and cut out letters for the word *PENTECOST*. Decide where to place the words and glue the letters to the banner.
 - When everything is glued on the banner, decide if you want to add decorations, such as glitter or fabric paint to the design. Allow the glue on the banner to dry.
- Tie a string to the ends of the dowel and decide where to display the banner in your room.

14. Pentecost (Acts 2:1-41)

“As for us, we can’t stop speaking about what we have seen and heard.” (Acts 4:20)



Transition to Bless

ASK: How did the disciples serve God on Pentecost?

- Gather the children around the mural paper you placed on the wall in session 10.
- Talk about the responses that have been added to the paper.

BLESS

Inviting

Before class: If it hasn't been done yet, place a large piece of mural paper on the wall and write, A Disciple Is . . .

ASK: How would you finish the sentence, A Disciple Is . . ., in a way that would describe the disciples in today's story?

- Write the responses on the paper. Talk about the different responses.
-

Praising

SAY: Our song this month is “Changed.”

- Hand out the songbooks and have the children find the song.
 - Play this month's song and encourage the children to sing and dance to the song.
-

Blessing

SAY: Each week before you leave, you will receive a blessing or a challenge. God shows you how special you are by being a part of your life.

- Gather the children in a circle. Go around the circle and offer a challenge to each child.

SAY: (Child's name), the Holy Spirit helps you share the good news.

PRAY: Dear God, we praise you for the mighty power and miracles you showed on Pentecost Day. Help us boldly share the good news with others; in Jesus' name we pray. Amen.

Loving God/Loving Neighbor at Home

Before class: Make a copy of Reproducible 14f for each child.

SAY: “Loving God/Loving Neighbor – Faith Family Devotional” is for you and your family to use at home.

ASK: Can you share the story of Pentecost Day with your family?

- Send home a copy of Reproducible 14f with each child.

Pentecost – Bible Story

What is Pentecost?

One of three important Jewish festivals, Pentecost is the Greek name for the Festival of Weeks. It celebrates God giving the Israelites the Ten Commandments fifty days after the Exodus from Egypt.

Who was there?

In Bible times, Jewish law required all adult Jewish men to come to Jerusalem from wherever they were living to be in attendance personally for the celebration. The city was full of people from multiple countries speaking different languages.

The followers of Jesus were gathered in a big room, probably talking about the things Jesus had told them and praying together.

What were the followers waiting for?

When Jesus went back to heaven, he told the disciples to watch and wait. He would send a comforter to help them. They had been gathered together waiting to see how Jesus would fulfill his promise. Finally, their wait ended.

What happened to the disciples gathered in the room?

They heard the sound of a rushing, mighty wind and felt it all around them.

They saw little flames of fire that came to rest above each person's head.

Just as Jesus had promised, the Holy Spirit came and filled all of them.

They began to speak in other languages that they had never learned.

What happened to the other people who filled the city of Jerusalem?

The noise in the room was so loud, the people outside heard it and wondered what was happening.

When they came to find out about the noise, they were amazed. The disciples spoke, and everyone heard what had happened in their own languages.

Some of the people wanted to hear about the wonderful works of God. Other people didn't understand, and they even accused the disciples of being drunk.

How did the disciples respond?

Peter stood up and started preaching. Everyone listening to him understood what he was saying. He told the crowd that the things that happened that day were from the power of the Holy Spirit.

He preached about Jesus' teachings and resurrection. Then he explained that the coming of the Holy Spirit was the fulfillment of Jesus' promise to send a helper.

What happened then?

The people asked, "What can we do?"

Peter replied, "Change your hearts and lives. Each of you must be baptized in the name of Jesus Christ for the forgiveness of your sins. Then you will receive the gift of the Holy Spirit."

On that day, three thousand people changed their hearts and lives, were baptized, and became part of the church.

What happens now?

Pentecost is celebrated as the birthday of the New Testament church!


The Holy Spirit is for all people!

(Based on Acts 2:1-41)



14b Hidden Letters – Puzzle (Preschool)


Pentecost was a special day for the church. Look carefully at the picture of the church on Pentecost and see if you can find some hidden letters. Circle the letters you find. Trace the letters at the bottom of the page to see the letters that are hidden in the picture.



Find the Differences - Puzzle (Younger Elementary)

14c

Pentecost was the day the Holy Spirit filled the followers of Jesus. Then they began preaching to the crowd in Jerusalem and telling them what had happened. Look carefully at the two pictures and find 10 differences in the two pictures. Circle the differences.



14d Cryptogram – Puzzle (Older Elementary)

Use the flames of fire code to discover the answers to the questions about Pentecost Day.

What did they hear?




What did they see?



What did they receive?



What did they do?





14f Loving God/Loving Neighbor – Faith Family Devotional

Pentecost

John 4:1-42

Each year, we celebrate Pentecost. It is a time to remember how God powerfully sent the Holy Spirit as the promised helper. The followers of Jesus were gathered in a room when they heard and felt a mighty wind blowing around them. They saw little flames of fire above their heads. The Holy Spirit filled all of them. They began talking about what had happened, and all the people from different lands understood what they were saying. More than three thousand people believed the disciples' message, were baptized, and became a part of the church. It was the birthday of the New Testament church!

Verse of the Month

"As for us, we can't stop speaking about what we have seen and heard." Acts 4:20

What Do You Think?

Can you describe what you think it was like that day in Jerusalem? How did the people feel? What did they see? What did they do?

How do you think you would have reacted to everything that was happening?

Family Activity

Talk about the church's birthday and what the purpose of the church is.

How do you serve in your church? How would you like to serve? How can your church serve in your community? Talk about some ways you as a family can help in the church.

Prayer

Dear God, we celebrate the birthday of the church. Show us how to serve in our church; in Jesus' name, we pray. Amen.