

3. Jesus Washes Feet (John 13:1-17)

"If I, your Lord and teacher, have washed your feet, you too must wash each other's feet." (John 13:14)



PLAN

Supplies

Deep Blue Resources: One Room Sunday School® Kit: CD-ROM | Leader Guide | Reproducible Kids' Book | Resource Pak

Additional Deep Blue Resources:

CEB Deep Blue Kids Bible | Deep Blue Bible Storybook | Deep Blue Adventure DVD | Deep Blue Bible Dictionary

Basic Supplies: DVD player | CD player | Pencils | Crayons | Markers | Scissors | Tape | Single-hole punch | Yarn | Hand-washing supplies

Gather: Large pieces of foam

Explore: No additional supplies

Respond: No additional supplies

Bless: Thumbtacks

Before You Teach

In Bible times, most people wore sandals, and the roads they walked on were dusty. They may have bathed and been clean, but by the end of the day, their feet were very dirty. Footwashing was one of the first things people did when they entered a house. A good host provided water for the guests to wash their own feet, or a servant in the house would wash the guests' feet.

Before Passover, Jesus and his disciples were sharing a meal when Jesus unexpectedly got up from the meal. He took off his outer robe and tied a towel around his waist. Then he poured water into a washbasin and began washing the disciples' feet. Jesus' actions were that of a servant not a master, and the disciples were uncomfortable with the reversal of roles.

When it was Peter's turn to have his feet washed, he strongly objected. Peter's response showed love for his master but not humility. Jesus was teaching his disciples humility and servanthood by his example. Like many other things Jesus taught, the disciples didn't understand the lesson at the time. But his words became clear after Jesus' death and resurrection.

Jesus told Peter, "Unless I wash you, you won't have a place with me."

Since Peter's greatest desire was to be with Jesus, he responded, "Lord, not only my feet but also my hands and my head!"

Again Peter showed his love for Jesus but with an element of pride and self-will. Jesus scolded Peter again by saying people who have bathed only need their feet washed. Then Jesus said to all of the disciples, "If I, your Lord and teacher, have washed your feet, you too must wash each other's feet. I have given you an example: just as I have done, you also must do."

When we choose to follow Jesus, we agree to be a servant to others. Jesus taught us by example to be humble, servant leaders. Jesus said, "Since you know these things, you will be happy if you do them."

3. Jesus Washes Feet (John 13:1-17)

"If I, your Lord and teacher, have washed your feet, you too must wash each other's feet." (John 13:14)



GATHER

Greeting

Before class: Display the "Attendance Chart" (Resource Pak—pp. 2 and 23 or p. 3). Two different options for an attendance chart are given in the Resource Pak. Decide which is best for your class.

- Play the theme song, "All Are Welcome" (CD-ROM), as you welcome each child.
- Show the children where to place their offerings on the worship table.
- Have each child mark an attendance chart. For the "Community Attendance Chart," the children can write their first names or initials on the building marked #3.

PRAY: Dear God, help us learn from Jesus' example how to be a servant leader; in Jesus' name, we pray. Amen.

ASK: How would you define a servant? How would you define a leader?

Dot-to-Dot (Puzzle – Preschool)

Before class: Make a copy of Reproducible 3b for each preschool child.

SAY: Jesus had a Passover meal with his disciples, and before they ate, Jesus washed the disciples' feet. Follow the numbers in the dot-to-dot to draw your picture of Jesus being a servant.

- Allow the children time to draw their pictures and color them.
-

Picture Puzzler (Puzzle – Younger Elementary)

Before class: Make a copy of Reproducible 3c for each younger elementary child.

SAY: Washing feet was usually a servant's job, and it was a part of the hospitality shown to guests. Jesus washed his disciples' feet to teach them to be humble servants. Answer the clues in your puzzle to find the letters. Then unscramble the letters to find the word missing in the Bible verse.

- Allow the children time to work their puzzles.

ASK: How did washing someone's feet help that person? How do you show hospitality to a guest in your home?

Find the Message (Puzzle – Older Elementary)

Before class: Make a copy of Reproducible 3d for each older elementary child.

SAY: A special message is hidden in the puzzle. Color the sections with an X a dark color and the sections with an O a light color. Then you will discover what Jesus told his disciples.

- Allow the children time to color in the sections.

ASK: Why do you think Jesus washed the disciples' feet? What was the message Jesus gave to his disciples?



3. Jesus Washes Feet (John 13:1-17)

"If I, your Lord and teacher, have washed your feet, you too must wash each other's feet." (John 13:14)

Bible Sandals (Craft)

Before class: Make a copy of Reproducible 3e on card stock for each child.

SAY: In Bible times, most people wore sandals. They made their sandals from leather and string. Let's make our own Bible Sandals.

- Give each child a copy of "Bible Sandals." Ask them to follow the directions:
 - Trace around your shoes on foam to make the bottoms of the sandals.
 - Cut out the two shoe soles you traced on foam.
 - Use a single-hole punch to punch out 6 holes in the soles. (Refer to the pattern.)
 - Cut 2 pieces of yarn for each sandal.
 - Thread one piece of yarn around your ankle, and the other piece around your toes. (Refer to the pattern.)
-

Foot Relay (Game)

- Ask your children to make a line on one side of the room, standing shoulder to shoulder. Arrange them by height.

SAY: We're going to play a relay game that requires you all to move at the same time. I will give you some instructions, such as the sides of your feet have to touch the sides of the feet of the people on either side of you. When I say, "Go," the whole line has to move at the same time and keep your feet touching. When you reach the other side of the room, turn around, and I will give you different instructions to follow coming back.

- Some instructions you could use are to turn sideways in line and make your toes touch the person's heels in front of you, turn so you are facing a person in line and touch your toes together, or turn so you are back to back with a person and your heels are touching.

TIP: *The whole line or the pairs need to move the same foot first and take small steps. The children can link arms if it will help them keep balance.*

Serve Each Other (Snack)

Before class: Choose what you want your children to have for a snack.

ASK: Can you think of something we should do before eating? (*wash hands, pray*) Why do we wash our hands before eating? (*to get rid of germs*)

SAY: Washing your hands before eating a meal is a simple and effective way to prevent spreading germs. Unwashed hands can transfer germs to the food you're eating and inside your mouth. This can cause you to get sick. Today before we eat, I would like you to wash each other's hands and pray for each other.

- Pair the children and allow them to take turns washing each other's hands and praying together.

3. Jesus Washes Feet (John 13:1-17)

"If I, your Lord and teacher, have washed your feet, you too must wash each other's feet." (John 13:14)



Transition to Explore – Sacred Conversations

ASK: How did it make you feel to wash someone's hands? What do you think Jesus was feeling when he washed the disciples' feet?

EXPLORE

Read the Bible Story

- Ask the children to find John 13:1-17 in their Bibles. Encourage them to bring their own Bibles and learn how to use them. Read the story from the *Deep Blue Bible Storybook* (pp. 428–30).

ASK: Why did Jesus say he washed the disciples' feet? (*He wanted the disciples to learn to serve others by following his example.*)

Dictionary Search

- Allow the children to look up *Hospitality* and *Foot Washing* in the *Deep Blue Kids Bible Dictionary*.

See the Bible Story

SAY: The Deep Blue Kids are taking part in a foot washing service in their church and learning how to be servants.

- Watch today's episode from the Adventure DVD.

ASK: Other than washing feet, how can you serve like Jesus?

Interact with the Bible Story

Before class: Make a copy of Reproducible 3a for each child.

- Give each child a copy of the Bible story.
- Assign parts for the drama: Narrator, Peter, and Jesus.

SAY: Listen carefully while our actors read their parts. When you hear a phrase that includes the words *washing feet*, stand up. The next time you hear those words, sit down. Continue standing and sitting through the rest of the drama.

- Allow the children to present the drama.
- As time allows, change actors and go through the drama again.

ASK: When you go in your house with dirty feet or shoes, what do you do? How would you feel if your mom or dad took your shoes off and washed your feet?



3. Jesus Washes Feet (John 13:1-17)

"If I, your Lord and teacher, have washed your feet, you too must wash each other's feet." (John 13:14)

Bible Verse (Activity)

- Our verse for Unit 1 is John 13:14.
- Read the verse from the Bible verse poster.
- Go over the Sign Language for the Bible verse. Encourage all the children to sign and say the Bible verse with you.

TIP: Look on the Deep Blue Kids website, the Free Stuff tab, to see a video demonstrating the signs.

- Pair the children and have them say and sign the verse to each other.

Transition to Respond

- Have someone find John 13:12-17 in the Bible and read it for the group.

ASK: How do we show we're following Jesus? (*follow his example*) Who did Jesus say was more important, the teacher or the student? (*neither*) What did Jesus say would happen if they served others? (*They would be happy.*)

RESPOND

Loving God, Loving Neighbor

Before class: If this has not been done yet, make a copy of "Meet Our Neighbors" (Leader Guide—p. 90) for each child. Display the "Meet Our Neighbors" poster (Resource Pak—p. 21). Set out the map of Deep Blue Shores, assemble the zoo and place it on the map, and cut out the storytelling figures (Resource Pak—pp. 5 and 19).

- Gather the children around the "Meet Our Neighbors" poster.

SAY: This month we have met some new members of the Deep Blue Shores community, Benjie and Cinnamon. Benjie is Edgar's father.

ASK: What do you know about Benjie? (*He is the zookeeper. He teaches Sunday school. He is from the Phillipines.*) How does Benjie serve the community?

Transition to Bless

Before class: Take pp. 12, 13, and 15 out of the Resource Pak. If it hasn't been done yet, cut out the banner for Jesus washing his disciples' feet.

SAY: Between now and Easter, we will construct a timeline of the events from Lent through Holy Week. Last week we placed the picture of Jesus washing his disciples' feet on the timeline.

ASK: Do you remember what day in Holy Week this event happened? (*Thursday*)

3. Jesus Washes Feet (John 13:1-17)

"If I, your Lord and teacher, have washed your feet, you too must wash each other's feet." (John 13:14)



BLESS

Inviting

- Invite the children to look at the part of the timeline you have displayed.

ASK: What is the first event on our timeline? (*Lent*) How long does Lent last before Holy Week? (*about 6 weeks*) What is the purpose of Lent? (*to focus on serving God and serving others*) What is the first event in Holy Week? (*Palm Sunday*) What happened on that Sunday? (*Jesus rode into Jerusalem and the people treated him like a king.*) When did Jesus wash the disciples' feet? (*Thursday*)

Praising

SAY: Our song this month is "A Whole New Level of Love."

- Hand out the songbooks and have the children find the song.
 - Play this month's song and encourage the children to sing and dance.
-

Blessing

SAY: Before you leave today, you will receive a blessing. Blessings show how special you are to God.

- Gather the children in a circle. Go around the circle and say the blessing to each child.

SAY: (Child's name), you are a follower of Jesus.

PRAY: Dear God, teach us to follow Jesus' example and serve others; in Jesus' name, we pray. Amen.

Loving God/Loving Neighbor at Home

Before class: Make a copy of Reproducible 3f for each child.

SAY: "Loving God/Loving Neighbor – Faith Family Devotional" is for you and your family to use at home.

ASK: Can you share the story of Jesus washing feet with your family?

- Send home a copy of Reproducible 3f with each child.

Jesus Washes Feet – Bible Story

3a

Narrator: Jesus taught his disciples about servant leadership by his example. One of Jesus' greatest teaching moments had to do with dirty feet. It was the custom of the day for feet to be washed before a meal. The people wore sandals and walked on dirt roads, so their feet were dirty. This job was usually done by the lowest servant.

Jesus and the disciples met for the Passover meal. Before they shared the meal, Jesus got a big bowl of water, tied a towel around his waist, and started washing the disciples' feet. Soon it was Peter's turn.

Peter: Lord, what are you doing? Are you going to wash my feet?

Jesus: I know you don't understand what I'm doing now, but you will later.

Peter: No, Lord. You will never wash my feet.

Jesus: If I don't wash your feet, you won't belong to me and have a part in what I'm doing.

Peter: Lord, don't just wash my feet. Wash my hands and head, too.


Jesus: Those who have bathed, need only to have their feet washed. You disciples are clean, but not every one of you.

Narrator: Jesus finished washing his friends' feet and went back to his place at the table.

Jesus: Do you know what I've done for you? You call me Teacher and Lord, and that is correct. If I, your Lord and teacher, have washed your feet, you too must wash each other's feet. I have given you an example to follow. I am showing you the way to treat others. Since you know these things, you will be happy if you do them.

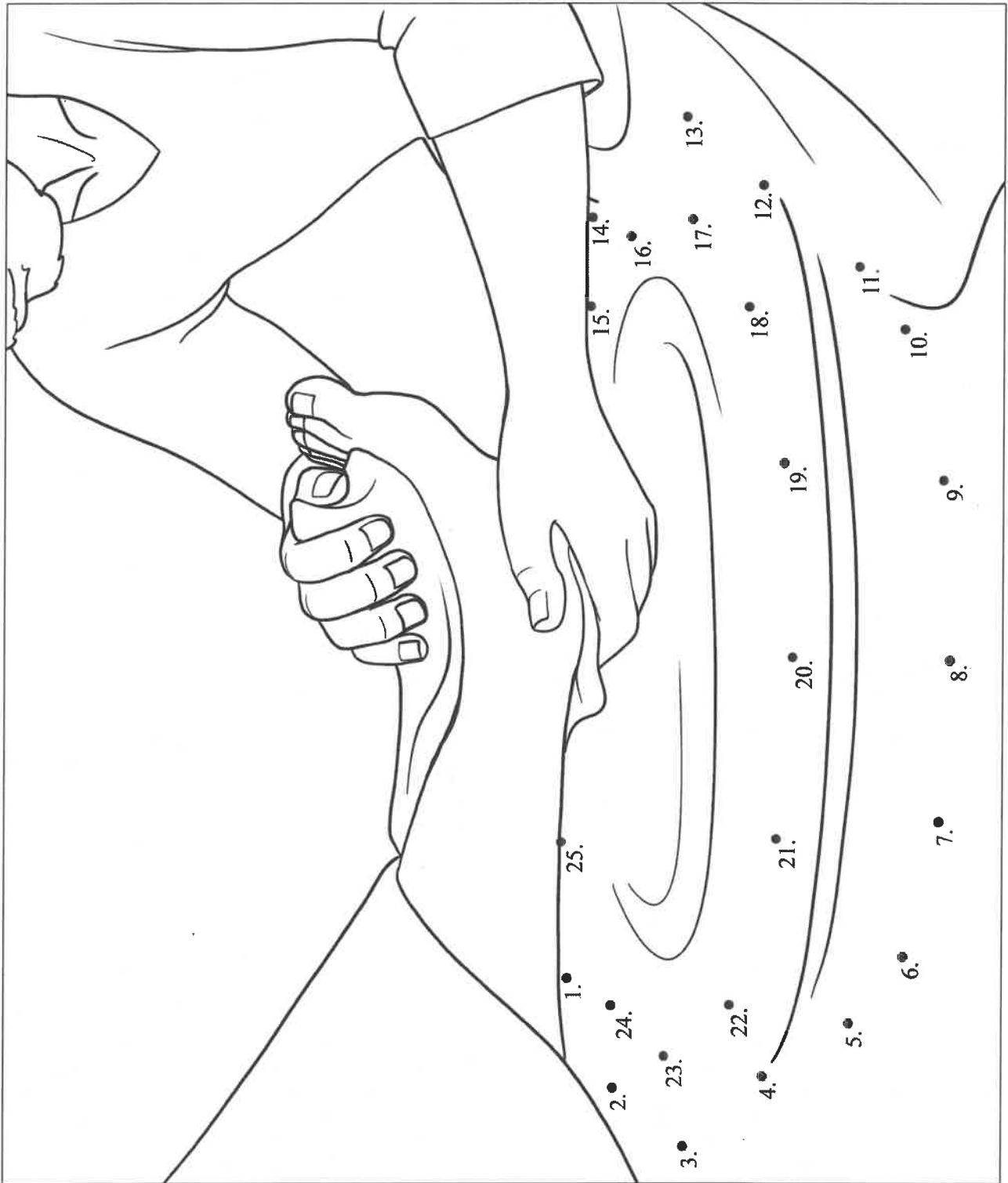
Narrator: The disciples couldn't stand the thought of Jesus stooping so low to wash their feet. But Jesus was showing them the right way to be leaders—by serving others. Jesus didn't want the disciples to think they were too important to serve others, even by washing their dirty feet. Jesus taught the disciples and us that if we can't be a servant, we aren't following Jesus.

(Based on John 13:1-17)



3b Dot-to-Dot – Puzzle (Preschool)

Follow the numbers in the dot-to-dot to complete your picture of Jesus being a servant.



Picture Puzzler – Puzzle (Younger Elementary)

3c

If you find the correct letter for each clue, you will spell a word that is missing from the Bible verse.

1. Find a letter that is in



but not in.



2. Find a letter that is in



but not in




3. Find a letter that is in



but not in



4. Find a letter that is in



but not in



Write your letters here and unscramble them to make the word that's missing in the verse below.


If I, your Lord and teacher,
have washed your _____,
you must wash each other's

_____.

John 13:14

3d Find the Message – Puzzle (Older Elementary)

An important message from Jesus is hidden in the sections of this page. Color the sections with an X a dark color and the sections with an O a light color. You will discover what Jesus told his disciples.



Materials:

foam, large enough to trace a child's shoe

scissors

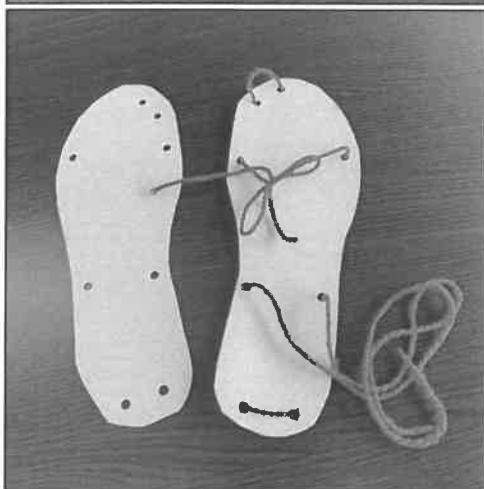
single-hole punch

yarn

plastic yarn needle (optional)

Directions:

- Trace around your shoes on foam to make the bottom of the sandal.
- Cut out the two shoe soles you traced on foam.
- Use a single hole punch to punch out 8 holes in the soles. (Refer to the pattern.)
- Cut 2 pieces of yarn, one 28 inches long and the other 42 inches long, for each sandal.
- Thread the longer piece of yarn around your ankle, and the other piece around your toes. (Refer to the pictures.)



3f Loving God/Loving Neighbor – Faith Family Devotional

Jesus Washes Feet

John 13:1-17

The disciples had been with Jesus for about three years. Jesus had taught them so much, and they were like family to him. At their last supper together, Jesus taught them by example one of his most important lessons—how to be a servant leader. Before the meal, Jesus washed each of his disciples' feet. That job was usually done by the lowest servant. Jesus said, "If I, your Lord and teacher, have washed your feet, you too must wash each other's feet." We agree to serve others when we choose to follow Jesus.

Verse of the Month

"If I, your Lord and teacher, have washed your feet, you too must wash each other's feet."

John 13:14

What Do You Think?

What are some ways you can serve other people?

Do you think that a servant is less important than other people?

Family Activity

Talk about the people who serve your family, such as waiters, sales persons, and so forth. How should you treat these people? Are these people less important because they are serving you?

How can you as a family serve each other?

Think of a way you as a family can serve someone in your community.

Prayer

Dear God, show us how to be servant leaders. Help us show your love by serving others; in Jesus' name, we pray. Amen.