

2. Mary Anoints Jesus (John 12:1-8)

“If I, your Lord and teacher, have washed your feet, you too must wash each other’s feet.” (John 13:14)



PLAN

Supplies

Deep Blue Resources: One Room Sunday School® Kit: CD-ROM | Leader Guide | Reproducible Kids’ Book | Resource Pak

Additional Deep Blue Resources:

CEB Deep Blue Kids Bible | Deep Blue Bible Storybook | Deep Blue Adventure DVD | Deep Blue Bible Dictionary

Basic Supplies: DVD player | CD player | Pencils | Crayons | Markers | Scissors | Tape | Watercolor paints | Paintbrushes | Plastic containers | Construction paper | Index cards

Gather: Watercolor paper | Bread and oil

Explore: No additional supplies

Respond: No additional supplies

Bless: Thumbtacks

Before You Teach

It was almost time for Passover, and crowds of people were headed to Jerusalem to celebrate the feast. On their way to Jerusalem, Jesus and his disciples stopped in Bethany and visited again with Mary, Martha, and Lazarus. They hosted a dinner for Jesus and his disciples.

Jesus had visited with them before, and in a previous visit, Jesus had raised Lazarus from the dead. This visit, Lazarus joined Jesus at the table as an honored guest. Martha served the meal, while Mary sat at Jesus’ feet.

Mary’s actions during this meal would have been considered scandalous by most people in that day. It wasn’t a woman’s place to sit at the master’s feet as a disciple, but she was a devoted disciple who wanted to learn from and worship the master. Mary brought with her a jar full of expensive perfume made from pure nard. During the meal, she anointed Jesus’ feet with the perfume and wiped his feet dry with her hair. Jewish women at that time didn’t let their hair down in public, so her act could have been viewed as extremely improper.

Judas, the disciple who carried the money bag, expressed his view about Mary’s anointing with perfume as a waste. The perfume was worth a year’s wages. He said it should have been sold and the money given to the poor.

But Jesus defended Mary’s actions. Mary was showing great love for her master and gratitude to him for restoring life to her brother. Anointing his feet showed Mary’s great humility. Mary probably wasn’t aware that her simple act was a preview of things to come: Jesus humbly washing his disciples’ feet as a servant and Jesus’ death and burial. Jesus said the perfume was used as an anointing to prepare for his burial.

Judas, who had stolen money from the money bag before, revealed a heart in love with self and money, not characteristics of a disciple. Judas’s actions were a preview of things to come: his betrayal of Jesus. But Mary’s actions showed her love and respect for Jesus.

2. Mary Anoints Jesus (John 12:1-8)

"If I, your Lord and teacher, have washed your feet, you too must wash each other's feet." (John 13:14)



GATHER

Greeting

Before class: Display the "Attendance Chart" (Resource Pak—pp. 2 and 23 or p. 3). Two different options for an attendance chart are given in the Resource Pak. Decide which is best for your class.

- Play the theme song, "All Are Welcome" (CD-ROM), as you welcome each child.
- Show the children where to place their offerings on the worship table.
- Have each child mark an attendance chart. For the "Community Attendance Chart," the children can write their first names or initials on the building marked #2.

PRAY: Dear God, help us share in Mary's sacrifice and honor Jesus with our actions; in Jesus' name, we pray. Amen.

ASK: What happens when you come in your house with dirty feet or dirt on your shoes? What do you wash your feet with?

Find the Perfume Jars (Puzzle – Preschool)

Before class: Make a copy of Reproducible 2b for each preschool child.

SAY: A woman named Mary washed Jesus' feet with expensive perfume and dried them with her hair. Look at your picture of Mary and Jesus and see if you can find some hidden perfume jars.

- Allow the children time to find the jars and color their pictures.
-

Word Search (Puzzle – Younger Elementary)

Before class: Make a copy of Reproducible 2c for each younger elementary child.

SAY: The words listed at the bottom of your page are taken from the story of Mary washing Jesus' feet. See how many you can find in the word search.

- Allow the children time to find the hidden items.
 - Go over the different words and talk about what they mean in the story.
-

Tangram (Puzzle – Older Elementary)

Before class: Make a copy of Reproducible 2d for each older elementary child.

SAY: A tangram is a puzzle made up of different shaped pieces, in this case in the shape of a heart, that can be rearranged to make various other shapes. Mary used a bottle of perfume to honor Jesus and show how much she loved him. Cut the pieces of the heart apart and see if you can make a perfume bottle out of those same pieces.

- Give the children time to work on the puzzle. Offer suggestions if needed.

ASK: Why do you think Mary washed Jesus' feet with perfume?

2. Mary Anoints Jesus (John 12:1-8)

"If I, your Lord and teacher, have washed your feet, you too must wash each other's feet." (John 13:14)



Heart Crayon Resist (Craft)

- Set out watercolor paper, paints, paintbrushes, and plastic containers of water.
- Have the children draw a large heart on their papers and write their names with a white crayon inside the heart. Then they can paint the whole heart with watercolor paints.

ASK: What did you see before you painted with watercolor paints? (*an empty heart*) What did you see after you painted? (*name appeared*)

SAY: We can't see what is in other people's hearts, but Jesus can. The people at the meal didn't understand why Mary washed Jesus' feet with expensive perfume, but Jesus understood, and he knew Mary had a pure heart.

Stepping on Footprints (Game)

- Give each child two large pieces of construction paper. Ask the children to place their feet on the papers and trace around their shoes. Allow older children to help the younger children if needed.
- Pair the children, a younger child with an older child. Ask the pairs to line up on one side of the room.
- When you say go, have the children move to the opposite side of the room. The younger children need to place the papers with the right feet in front of the older children. The older children will place their right feet on the feet drawn on the paper. Then the younger children can place the papers with the left feet in front, and the older children can place their left feet on the paper. When the older children step to the second paper, the younger children need to move the papers with the right feet in front again. They can continue alternating between right and left feet until they reach the opposite side of the room.
- When they reach the opposite side, the younger and older children will exchange places. The older children will now place the papers for the younger children to step on.

Bread and Oil (Snack)

Before class: Bring a fresh loaf of bread and some olive oil for snack.

ASK: What food do you think Jesus and his disciples ate at special meals? (*bread, oil, olives, nuts, fruit, and so forth*)

SAY: We're going to eat bread and oil like they did in Bible times.

- Allow each child to tear a piece of bread off the loaf, and put a little oil on a small paper plate. Using their hands, they can dip the bread in the oil and take a bite.

Transition to Explore – Sacred Conversations

ASK: How would you describe Mary? Can you describe what you think the scene in the room was when Mary washed Jesus' feet?

2. Mary Anoints Jesus (John 12:1-8)

"If I, your Lord and teacher, have washed your feet, you too must wash each other's feet." (John 13:14)



EXPLORE

Read the Bible Story

- Ask the children to find John 12:1-8 in their Bibles. Encourage them to bring their own Bibles and learn how to use them. Read the story from the *Deep Blue Bible Storybook* (pp. 424–7).

ASK: Why do you think Mary wanted to honor Jesus? How can you show love to Jesus?

Dictionary Search

- Allow the children to look up *Mary (#3)* and *Nard* in the *Deep Blue Kids Bible Dictionary*.
-

See the Bible Story

SAY: Jaden, Asia's baby brother, is having a birthday party. Asia loves him so much, and she wants to make the party extra special by using extravagant decorations.

- Watch today's episode from the Adventure DVD.

ASK: When have you wanted to do something extra special for someone? Did you do something extravagant?

Interact with the Bible Story

Before class: Make a copy of Reproducible 2a for each child. Ask an older child or an adult to play the part of Mary.

SAY: I have invited a very special person to be with us today. Her name is Mary, and she is going to tell us about a time she was able to honor Jesus in a special way. Please welcome Mary.

- Have Mary come in and tell her story.
- Allow the children to ask Mary questions about her story.

ASK: Do you think Mary was a servant or a leader?

Bible Verse (Activity)

- Our verse for Unit 1 is John 13:14.
- Read the verse from the Bible verse poster.
- Go over the Sign Language for the Bible verse. Encourage all the children to sign and say the Bible verse with you.

TIP: Look on the *Deep Blue Kids* website, the *Free Stuff* tab, to see a video demonstrating the signs.

2. Mary Anoints Jesus (John 12:1-8)

"If I, your Lord and teacher, have washed your feet, you too must wash each other's feet." (John 13:14)



Transition to Respond

SAY: Last week, we talked about observing Lent.

ASK: Have you thought about something you can give up during this time to help you focus on your relationship with God? Have you thought about some acts of service you can do during Lent?

SAY: Lent is a time when we can focus on serving God and serving others.

RESPOND

Loving God, Loving Neighbor

Before class: If this has not been done yet, make a copy of "Meet Our Neighbors" (Leader Guide—p. 90) for each child. Display the "Meet Our Neighbors" poster (Resource Pak—p. 21). Set out the map of Deep Blue Shores, assemble the zoo and place it on the map, and cut out the storytelling figures (Resource Pak—pp. 5 and 19).

- Gather the children around the "Meet Our Neighbors" poster.

SAY: This month we will meet some new members of the Deep Blue Shores community. Today, we'll meet Cinnamon, Kat's cat.

- Allow a volunteer to read the statements on the poster about Cinnamon.
- Show the display of the Deep Blue Shores map, the zoo, and the storytelling figures. If time allows, let the children play with the figures.

ASK: Do you have a pet? Is your pet considered a part of your family? How do you treat your pet like family?

Servant's Towel Award

Before class: Make a copy of Reproducible 2e on card stock for each child.

SAY: Jesus acknowledged Mary's generous act of love as a preparation for his burial. It was also a preview of Jesus washing his disciples feet at the Last Supper. Mary was a servant leader just like Jesus. Servant leaders focus on the growth and well-being of the people around them, and put others' needs first.

ASK: Can you think of someone who fits that definition and is a servant leader? What makes that person a servant leader?

SAY: Let's acknowledge those people. Fill out a Servant's Towel Award for them, and think about a time you can present it to them.

- If possible, present certificates to the people in your church who are servant leaders. This could be done by the children during the children's service in church.

SAY: Next week we will hear how Jesus taught the disciples to be servant leaders.

2. Mary Anoints Jesus (John 12:1-8)

"If I, your Lord and teacher, have washed your feet, you too must wash each other's feet." (John 13:14)



Transition to Bless

Before class: Take pp. 12, 13, and 15 out of the Resource Pak. Cut out the banner for Jesus washing his disciples' feet.

SAY: Between now and Easter we will construct a timeline of the events from Lent through Holy Week.

BLESS

Inviting

- Invite a child to tack the banner of Jesus washing his disciples' feet on the board.

SAY: Mary washing Jesus' feet probably took place during Holy Week, and it was a picture of Jesus washing his disciples' feet. This event happened on Thursday of Holy Week.

- Ask one of the children to write Thursday on a card and place it on the board under the banner.

Praising

SAY: Our song this month is "A Whole New Level of Love."

- Hand out the songbooks and have the children find the song.
- Play this month's song and encourage the children to sing and dance.

Blessing

SAY: Before you leave today, you will receive a blessing. These blessings show how special you are to God.

- Gather the children in a circle. Go around the circle and say the blessing to each child.

SAY: (Child's name), you can serve like Jesus.

PRAY: Dear God, teach us to serve like Jesus and be generous with our love; in Jesus' name, we pray. Amen.

Loving God/Loving Neighbor at Home

Before class: Make a copy of Reproducible 2f for each child.

SAY: "Loving God/Loving Neighbor – Faith Family Devotional" is for you and your family to use at home.

ASK: Can you share the story of Mary washing Jesus' feet with your family?

- Send home a copy of Reproducible 3f with each child.

Mary Anoints Jesus – Bible Story

2a

Leader: I have invited a special person to be with us today. Her name is Mary, and she is going to tell us about a time when she honored Jesus.

Mary: A few days before Passover, Jesus came to Bethany where I lived with my sister and brother, Martha and Lazarus. We served a meal to Jesus and his disciples. We had been taught the custom of welcoming people into our homes and providing their needs. One of the first things we would do for travelers was wash their feet. Our roads were dusty, and the sandals we wore didn't keep our feet clean. This practice would help our guests feel comfortable.

But Jesus was our guest that day! He was our Messiah. I couldn't just wash his feet with soap and water. He deserved to be honored. I wanted to show Jesus how much I loved him. So I went and got a jar filled with something special, that would honor Jesus for who he was.

The jar was filled with nard, a sweet-smelling perfume. I knelt on the floor beside Jesus and poured the whole bottle of perfume on Jesus' feet. Then I wiped his feet with my hair. The smell of the perfume filled the air.

I didn't want to draw attention to myself. I wanted to honor Jesus in the best way I knew. But some of the people didn't like what I did. One of Jesus' disciples, Judas, became angry and complained about what I had done. He said the perfume was very expensive and should have been sold to help the poor.

Jesus didn't feel that way, though. He told Judas to leave me alone. Then Jesus said it was right for me to anoint his body with this perfume to prepare his body for the grave. I didn't really understand what he was talking about then, but just a few days after that, Jesus died. That was the saddest day of my life.

My sadness turned to joy three days later when Jesus was resurrected. Only God could do that! I was happy that I had honored Jesus before he died, and I wanted to share his story with everyone.


Leader: Thank you, Mary, for sharing your story with us today. We want to continue honoring Jesus as the Messiah for all people.



(Based on John 12:1-8)

2b Find the Perfume Jars – Puzzle (Preschool)

A woman named Mary washed Jesus' feet with perfume and dried them with her hair. Look at the picture of Mary and Jesus and see if you can find some hidden perfume jars.



Word Search – Puzzle (Younger Elementary)

2c

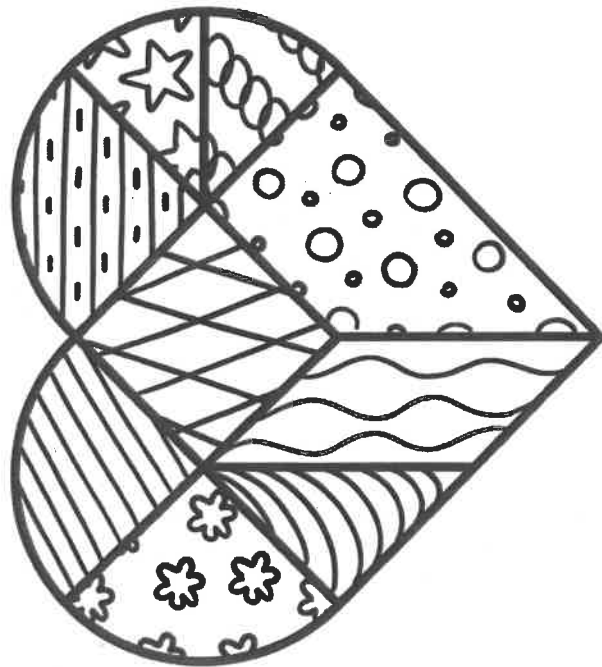
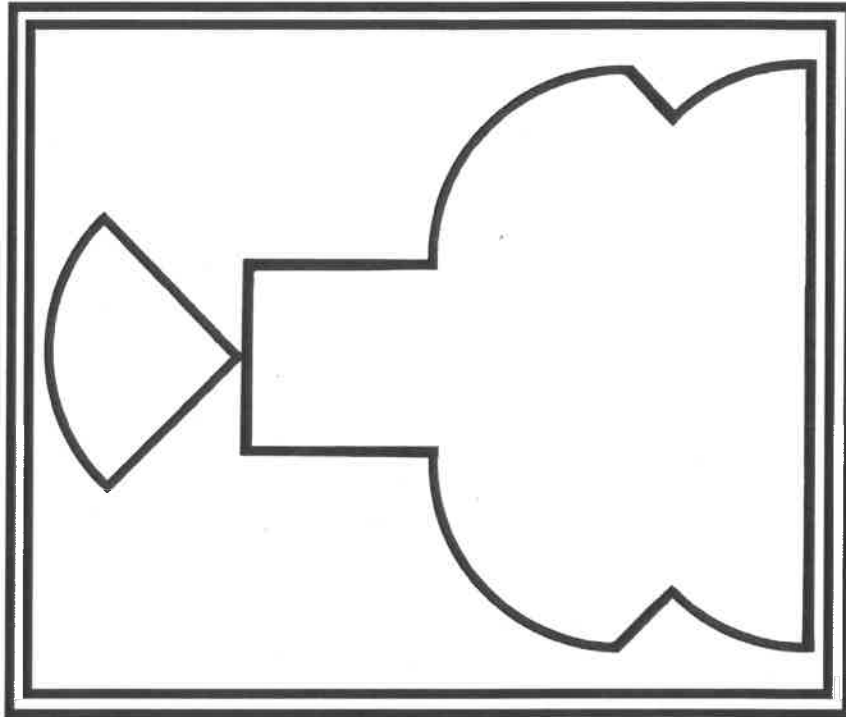
The words listed at the bottom of this page are taken from the story of Mary washing Jesus' feet. See how many you can find in the word search.

T	J	F	A	A	J	P	V	G	Q	T	S	K	K	I
S	P	P	A	H	N	E	D	I	N	N	E	R	R	B
U	O	E	R	R	T	O	R	J	W	D	K	X	E	T
R	O	K	A	E	O	R	I	Y	Y	N	S	X	V	L
A	R	T	I	G	P	M	A	N	F	U	K	F	O	G
Z	U	M	E	D	K	A	A	M	T	K	Z	K	S	S
A	E	O	A	F	M	H	R	J	C	E	D	N	S	Z
L	I	N	S	R	T	A	X	A	P	X	D	P	A	V
W	J	E	V	E	G	Z	R	U	T	Z	P	B	P	P
T	A	Y	B	Z	P	E	N	Y	B	I	B	K	C	C
V	P	E	R	F	U	M	E	O	U	S	O	D	I	S
M	Q	N	D	R	A	N	U	F	R	R	R	N	X	E
H	N	X	D	E	P	I	W	E	I	O	V	I	G	W
E	S	U	S	E	J	S	O	E	A	K	D	H	A	D
X	G	R	J	F	P	L	X	T	L	O	Y	N	L	H

- | | | |
|----------|-------------|--------|
| PASSOVER | DINNER | HAIR |
| JESUS | PERFUME | AROMA |
| BETHANY | PREPARATION | MONEY |
| LAZARUS | ANOINTED | POOR |
| MARY | FEET | NARD |
| MARTHA | WIPED | BURIAL |

2d Tangram – Puzzle (Older Elementary)

Mary used a bottle of perfume to honor Jesus and show how much she loved him. Cut the pieces of the heart apart and see if you can make a perfume bottle out of those same pieces.



SERVANT'S TOWEL AWARD

THIS certificate is awarded to

(Name/Title)

in recognition of

SERVING LIKE JESUS.

A+

SERVE LIKE JESUS

Date

2f Loving God/Loving Neighbor – Faith Family Devotional

Mary Anoints Jesus

John 12:1-8

Mary, Martha, and Lazarus were friends of Jesus. They had welcomed him in their home many times. When Lazarus died, the sisters called for Jesus, and Jesus brought Lazarus back to life. Just a few days before Jesus died, he visited in Mary, Martha, and Lazarus's home, and they prepared a meal for him. Mary found a way to honor Jesus during the meal. She washed his feet with perfume and dried them with her hair. She chose to use the perfume to anoint Jesus in a way that showed he was her Lord.

Verse of the Month

"If I, your Lord and teacher, have washed your feet, you too must wash each other's feet."
John 13:14

What Do You Think?

Why do you think Mary chose to anoint Jesus' feet?

How can you show love to Jesus?

Family Activity

Talk about how you as a family can show your love for Jesus.

Mary had a servant's attitude, and she showed that when she honored Jesus. How can you show a servant's attitude. How can you as a family serve the people in your community?

Make a plan to serve as a family.

Prayer

Dear God, helps us have an attitude like Mary's and show honor to you by serving others; in Jesus' name, we pray. Amen.