

## 5. Jesus Prays (Matthew 26:36-46)

“If I, your Lord and teacher, have washed your feet, you too must wash each other’s feet.” (John 13:14)



# PLAN

### Supplies

**Deep Blue Resources:** One Room Sunday School® Kit: CD-ROM | Leader Guide | Reproducible Kids’ Book | Resource Pak

### Additional Deep Blue Resources:

CEB Deep Blue Kids Bible | Deep Blue Bible Storybook | Deep Blue Adventure DVD | Deep Blue Bible Dictionary

**Basic Supplies:** DVD player | CD player | Pencils | Crayons | Markers | Scissors | Tape | Glue | Paper lunch bag

**Gather:** Fresh vegetables and dip

**Explore:** No additional supplies

**Respond:** No additional supplies

**Bless:** Thumbtacks

## Before You Teach

After Jesus served the disciples the Last Supper and they sang songs of praise, they went to the Mount of Olives. The garden of Gethsemane, at the foot of the Mount of Olives, was a place Jesus had often gone to pray, and that night he retreated into the garden again to talk to God about the coming events.

Most of the disciples stayed outside the garden, but Jesus took Peter, James, and John into the garden with him. Jesus instructed them to stay awake and keep alert while he went further into the garden to pray. The human part of Jesus made him vulnerable, and he asked his friends for support during this difficult time. Jesus described the intensity of his grief by saying, “I’m very sad. It’s as if I’m dying.”

Then Jesus went a short distance further, fell on his face, and prayed, “My Father, if it’s possible, take this cup of suffering away from me. However—not what I want but what you want.” Jesus had lived his life in obedience to God, so he chose God’s plan over his own desire.

Praying through the night was an unusual request from Jesus, but he expected the disciples to take his need seriously at this crisis point. When we are in pain, we reach out for the support of others. Jesus asked his closest disciples to share his suffering in prayer, but they failed him. They couldn’t stay awake. They heard Jesus talk about his death, but they didn’t comprehend what he said. The thought of Jesus dying and leaving them was not comprehensible, which was made evident when they all scattered in fear after Jesus was arrested.

Three times Jesus went into the garden to pray and ask God to take his suffering away. Ultimately, he prayed, “My Father, if it’s not possible that this cup be taken away unless I drink it, then let it be what you want.” After Jesus prayed the third time, he woke the disciples and told them, “Get up. My time has come to be betrayed. Look, here comes my betrayer.” And Jesus surrendered passively to the guards and willingly accepted God’s plan.



## 5. Jesus Prays (Matthew 26:36-46)

“If I, your Lord and teacher, have washed your feet, you too must wash each other’s feet.” (John 13:14)

# GATHER

---

### Greeting

*Before class: Display the “Attendance Chart” (Resource Pak—pp. 2 and 23 or p. 3). Two different options for an attendance chart are given in the Resource Pak. Decide which is best for your class.*

- Play the theme song, “All Are Welcome” (CD-ROM), as you welcome each child.
- Show the children where to place their offerings on the worship table.
- Have each child mark an attendance chart. For the “Community Attendance Chart,” the children can write their first names or initials on the building marked #5.

**PRAY:** Dear God, help us learn to be obedient to God just like Jesus was. Amen.

**ASK:** Do you have a special place to pray? Who prays with you and for you?

---

### Fill the Shadows (Puzzle – Preschool)

*Before class: Make a copy of Reproducible 5b for each preschool child.*

**SAY:** After Jesus and his disciples had the Passover meal, Jesus went to the garden to pray. Look at your picture of Jesus praying in the garden. Some of your picture is missing. Look at the items surrounding the picture and find what needs to go in each shadowed section. Draw lines from the correct items to their places in the picture, or you can draw the pictures in their places.

- Allow the children time to finish their pictures.
- 

### Picture Questions (Puzzle – Younger Elementary)

*Before class: Make a copy of Reproducible 5c for each younger elementary child.*

**SAY:** You have five questions about today’s story. For each question, you have three picture answers to choose from. Circle the correct pictures that answer the questions. For help with the questions, look at Matthew 26:36-46 in your Bible.

- Allow the children time to answer their questions. Then go over the answers together.
- 

### Anagram (Puzzle – Older Elementary)

*Before class: Make a copy of Reproducible 5d for each older elementary child.*

**SAY:** Jesus had often gone to the garden of Gethsemane to be alone and pray to God. After the Last Supper with his disciples, Jesus needed some time in prayer, so he went to the garden. Unscramble the letters to find words from the story of Jesus praying in the garden. For help, find Matthew 26:36-46 in your Bible.

- Go over the answers and talk about the different words from the story.

**ASK:** What do you think Jesus was feeling when he was praying in the garden?



## 5. Jesus Prays (Matthew 26:36-46)

"If I, your Lord and teacher, have washed your feet, you too must wash each other's feet." (John 13:14)

---

### Prayer Cube (Craft)

*Before class: Make a copy of Reproducible 5e on card stock for each child.*

- Give each child a copy of "Prayer Cube." Then have them follow these directions:
  - Cut out your cube, around the dotted lines.
  - Fold all of the solid lines and form your cube.
  - Glue the tabs inside the cube and allow the glue to dry.

**SAY:** Later we will use our cubes for prayer time. Then you can take them home and use them for your personal prayer time.

---

### Garden Veggies (Snack)

*Before class: Bring some fresh vegetables and dip for snack.*

**ASK:** What's your favorite vegetable? Does your family grow a garden with vegetables in the summer? What do you have to do to grow a garden of vegetables?

**SAY:** The word *Gethsemane* means "oil press." The garden of Gethsemane had a grove of olive trees which supplied olive oil. Choose the vegetables you like and some dip for your snack.

- Enjoy your garden veggies.
- 

### Transition to Explore – Sacred Conversations

**SAY:** Prayer is the way we have to talk to God. Even Jesus prayed to talk to God. God loves us very much and cares about the things we pray for. God answers our prayers in the ways that are best for us. When we ask for something, God may answer yes, no, or wait a while.

**ASK:** How do you pray? Where do you pray? When do you pray?

---

## EXPLORE

---

### Read the Bible Story

- Ask the children to find Matthew 26:36-46 in their Bibles. Encourage them to bring their own Bibles and learn how to use them. Read the story from the *Deep Blue Bible Storybook* (pp. 250–5).

**ASK:** How many times did Jesus go into the garden and pray to God? (3) What did he ask the disciples to do? (*stay awake, keep alert*)

---

### Dictionary Search

- Allow the children to look up *Gethsemane* and *Prayer* in the *Deep Blue Kids Bible Dictionary*.
-



## 5. Jesus Prays (Matthew 26:36-46)

"If I, your Lord and teacher, have washed your feet, you too must wash each other's feet." (John 13:14)

---

### See the Bible Story

**SAY:** The Deep Blue Kids are assigned to teams for a school project. Caleb is paired with someone he doesn't know, and he is very anxious about it.

- Watch today's episode from the Adventure DVD.

**ASK:** Who prays with you when you are worried or anxious?

---

### Interact with the Bible Story

*Before class: Make a copy of Reproducible 3a for each child.*

- Give each child a copy of the Bible story.
- Ask for volunteers to be Readers 1, 2, and 3.
- Allow your readers to present the story.

**SAY:** Jesus knew the time to leave his disciples had come. He knew he was facing some very difficult events in the next few days. He asked God to take away the pain, but God couldn't do that. When God said no, Jesus said, "not what I want but what you want."

- As time allows, choose three new readers and have them read the story again.

**ASK:** Why do you think the disciples couldn't stay awake like Jesus asked them to do? What do you think the disciples thought was happening?

---

### Trivia Review

**SAY:** This is the last session in Unit 1, so it's time to see how much you have learned this month.

- Play the Unit 1 review and allow the kids to say the answers.

**SAY:** That was great! This has been an important unit, and you have learned so much.

---

### Bible Verse (Activity)

*Before class: Display "Unit 1 Bible Verse & Signs" (Resource Pak—p. 8).*

- Our verse for Unit 1 is John 13:14.
- Say the verse together without looking at the Bible verse poster.
- Go over the Sign Language for the Bible verse. Encourage all the children to sign and say the Bible verse with you.

**TIP:** Look on the Deep Blue Kids website, the Free Stuff tab, to see a video demonstrating the signs.

- Pair the children and have them say and sign the verse to each other.



## 5. Jesus Prays (Matthew 26:36-46)

“If I, your Lord and teacher, have washed your feet, you too must wash each other’s feet.” (John 13:14)

---

### Transition to Respond

**SAY:** Jesus was faithful to God’s will for him all through his life and even in his death.

- Say together, “God, not what I want but what you want.”

## RESPOND

---

### Loving God, Loving Neighbor

*Before class: If this has not been done yet, make a copy of “Meet Our Neighbors” (Leader Guide—p. 90) for each child. Display the “Meet Our Neighbors” poster (Resource Pak—p. 21). Set out the map of Deep Blue Shores, assemble the zoo and place it on the map, and cut out the storytelling figures (Resource Pak—pp. 5 and 19).*

- Gather the children around the “Meet Our Neighbors” poster.

**ASK:** Who are the new neighbors we have met this quarter? (*Benjie, Cinnamon*) What other pets have we met in Deep Blue Shores? (*Speedy, Indie, baby elephant*)

**SAY:** We have met a lot of wonderful people and pets in Deep Blue Shores. See how many of these people and pets you can remember.

---

### Password Review (Group Activity)

*Before class: Make a copy of “Password Review Game” Leader Guide—p. 95 on card stock. Cut the words apart to use for the game and place them in a paper lunch bag.*

**SAY:** Think about the Bible stories from this quarter. We’re going to play a Password Review game using words from these stories.

- Divide your children into two groups. Place younger and older children in each group.

**SAY:** Each team needs to choose a person to guess the word from the team’s clues. Someone on the first team will draw a card from the paper lunch bag and show it to the other team members. The team will need to give one-word clues to help their person guess the word. The team can give up to five one-word clues for a single word with a little time after each clue for their person to guess. If their person doesn’t guess the word after five clues, the second team will get a turn at guessing a word they choose from the bag. Words that aren’t guessed correctly will go back in the bag. Continue rotating turns until all of the words have been guessed. If more than one word is given in a clue, someone calls out a word for a clue that has already been used, or the word to guess is accidentally said aloud, that team will lose that turn. Think carefully about your clues before you say them aloud.

- Play the game and see how many words the children can guess.

---

### Transition to Bless

*Before class: Take pp. 12, 13, and 15 out of the Resource Pak. If it hasn’t been done yet, cut out the banner for Jesus praying in the garden.*



## 5. Jesus Prays (Matthew 26:36-46)

“If I, your Lord and teacher, have washed your feet, you too must wash each other’s feet.” (John 13:14)

---

**SAY:** Between now and Easter we will construct a timeline of the events from Lent through Holy Week. Last week we talked about the banner of Jesus serving the Last Supper.

**ASK:** Do you remember what day in Holy Week this event happened? (*Thursday*)

## BLESS

---

### Inviting

- Invite a child to place the Jesus Prays banner on the board with a thumbtack.

**ASK:** What day of Holy Week did Jesus pray in the garden? (*Thursday*) How do you know? (*It happened after the Last Supper.*)

- Ask one of the children to write Thursday on a card and tack it on the board under the banner.
- 

### Praising

**SAY:** Our song this month is “A Whole New Level of Love.”

- Hand out the songbooks and have the children find the song.
  - Play this month’s song and encourage the children to sing and dance.
- 

### Blessing

**SAY:** Before you leave today, you will receive a blessing. Blessings show how special you are to God.

- Gather the children in a circle. Go around the circle and say the blessing to each child.

**SAY:** (Child’s name), God will always hear your prayers.

- Have the children get their prayer cubes. Group them in pairs, an older child with a younger child.

**SAY:** Roll your prayer cube. Look at the group or individual written on the side facing up and choose who to pray for from that group. Each of you pray a sentence prayer for the person you chose. Take turns rolling your cube and praying.

---

### Loving God/Loving Neighbor at Home

*Before class: Make a copy of Reproducible 5f for each child.*

**SAY:** “Loving God/Loving Neighbor – Faith Family Devotional” is for you and your family to use at home.

**ASK:** Can you share the story of Jesus praying in the garden with your family?

- Send home a copy of Reproducible 5f with each child.

## Jesus Prays – Bible Story

**Reader 1:** Prayer was important to Jesus. It was his way of talking to God and listening for God to talk to him.

**Reader 2:** After the last supper, Jesus and his disciples went to the Mount of Olives. Jesus went to the garden there to pray. The garden of Gethsemane was a place Jesus had prayed in many times.

**Reader 3:** Three of Jesus disciples went with him into the garden. He told them to stay there while he went further into the garden to pray. The disciples were supposed to stay alert and pray.

**Reader 1:** Jesus prayed, “My Father, if it’s possible, take this cup of suffering away from me. However—not what I want but what you want.”

**Reader 2:** When Jesus came back to the three disciples, they were sleeping. Jesus told them again to stay alert and pray.

**Reader 3:** Jesus returned to his place of prayer and asked God again to remove his suffering. But Jesus said he would follow God’s will.

**Reader 1:** He returned to his disciples, and they were sleeping—not praying. Jesus left them asleep and returned to pray again.

**Reader 2:** Again, Jesus asked God to show him God’s will. God showed Jesus what he must do.


**Reader 3:** Jesus returned to the sleeping disciples and woke them up. The time of prayer was over.

(Based on Matthew 26:36-46)



# 5b Fill the Shadows – Puzzle (Preschool)

Look at the picture of Jesus praying in the garden. Some of the picture is missing. Look at the items surrounding the picture and find what needs to go in each shadowed section. Draw lines from the correct items to their places in the picture.








# Picture Questions – Puzzle (Younger Elementary)

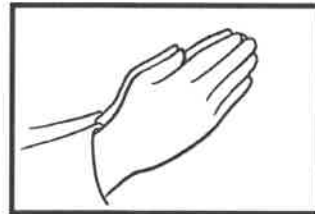

5c

For each question, you have three picture answers to choose from. Circle the correct pictures that answer the questions. For help with the questions, look at Matthew 26:36-46 in your Bible.


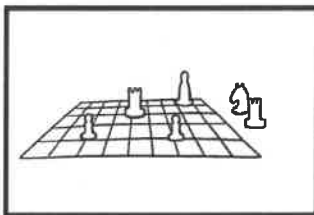
1. Where did Jesus and the disciples go after the supper?




2. What did Jesus do in the garden?



3. What did the disciples do while Jesus was praying?



4. What did Jesus ask the disciples to do while he prayed?



5. How many times did Jesus leave his disciples and go in the garden to pray?



# 5d Anagram - Puzzle (Older Elementary)

Unscramble the letters to find words from the story of Jesus praying in the garden of Gethsemane. For help, find Matthew 26:36-46 in your Bible

## Jesus Prays



dergan \_\_\_\_\_

cpsdeills \_\_\_\_\_

nmGhstaeee \_\_\_\_\_

telar \_\_\_\_\_

pngeelsi \_\_\_\_\_

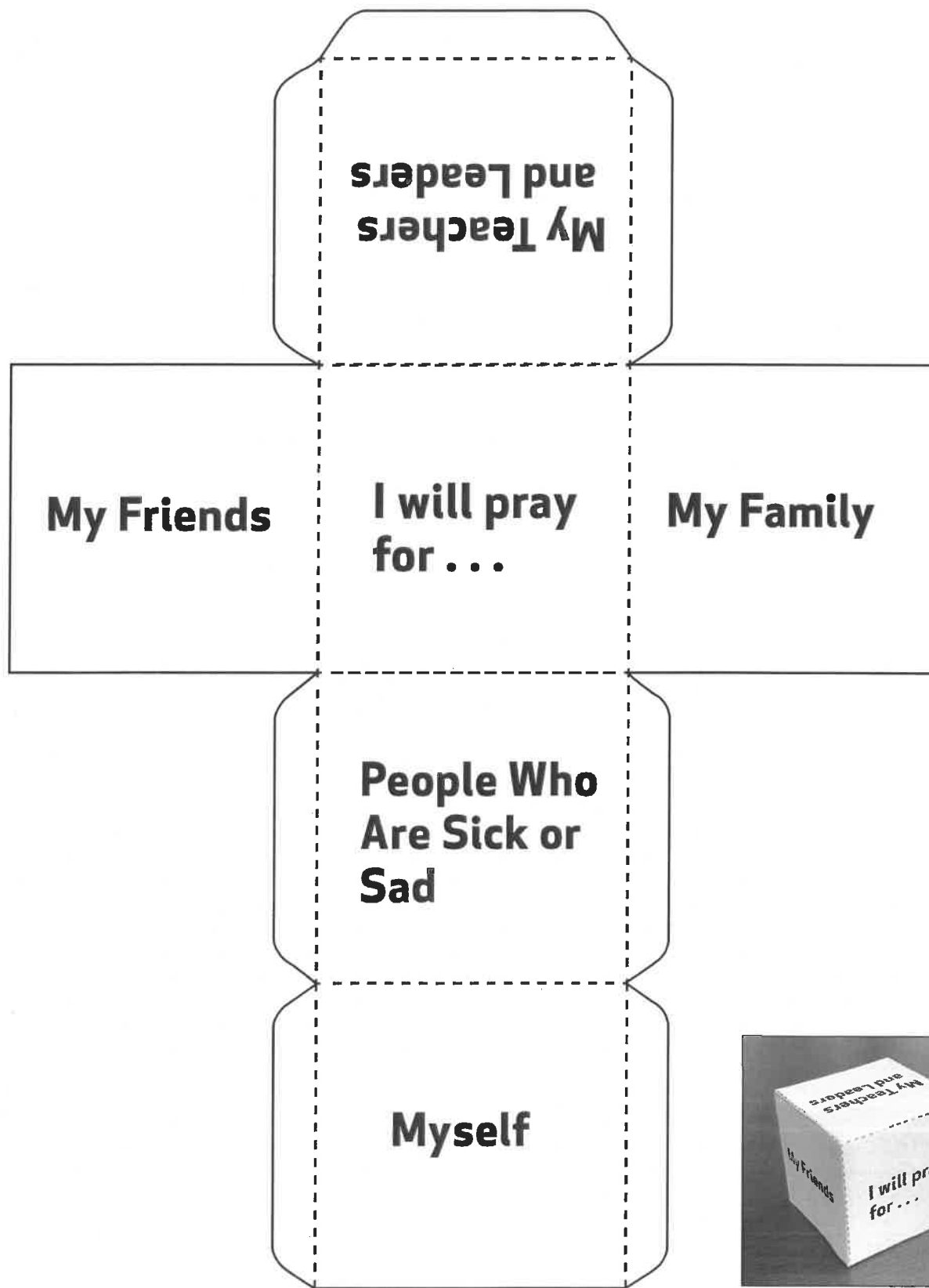
dyearp \_\_\_\_\_

treeP \_\_\_\_\_

eJuss \_\_\_\_\_

eterh \_\_\_\_\_

yetraber \_\_\_\_\_



# 5f Loving God/Loving Neighbor – Faith Family Devotional

## Jesus Prays

### Matthew 26:36-46

After their last meal together, Jesus went to the garden of Gethsemane to do what he had done so many times—pray to God. He asked his disciples to stay alert and pray too, but they fell asleep. He knew he would die soon. Three times he prayed and asked God to remove his suffering. Each time he also told God he would do God's will. He listened for God to talk to him and answer his prayer. God showed him what he must do, and Jesus obeyed God's instructions. Prayer was the way Jesus spoke to God and listened for God's instructions. Prayer is also our way to communicate with God.

### Verse of the Month

"If I, your Lord and teacher, have washed your feet, you too must wash each other's feet."

John 13:14

## What Do You Think?

How do you think Jesus felt when he found the disciples sleeping?

Why do you think Jesus went to the garden to pray?

### Family Activity

Do you as a family have a special place to pray?

Share your prayer requests with each other and pray together for them.

Talk about times when God has answered your prayers and what you did then.

### Prayer

Dear God, thank you for hearing our prayers and showing us your will. Help us pray daily like Jesus taught us to do; in Jesus' name, we pray. Amen.