

4. Jesus Breaks the Bread (Mark 14:12-26)

“If I, your Lord and teacher, have washed your feet, you too must wash each other’s feet.” (John 13:14)



PLAN

Supplies

Deep Blue Resources: One Room Sunday School® Kit: CD-ROM | Leader Guide | Reproducible Kids’ Book | Resource Pak

Additional Deep Blue Resources:

CEB Deep Blue Kids Bible | Deep Blue Bible Storybook | Deep Blue Adventure DVD | Deep Blue Bible Dictionary

Basic Supplies: DVD player | CD player | Pencils | Crayons | Markers | Scissors | Tape | Mural paper

Gather: Chalice | Loaf of bread | Large ball of yarn

Explore: No additional supplies

Respond: No additional supplies

Bless: Thumbtacks

Before You Teach

It was almost time for the celebration of Passover, and Jesus knew his death was drawing near. During his last few days, he took every opportunity to prepare his disciples for the coming events. But like most of his teachings in those last days, the disciples didn’t fully understand. They would never have guessed that Jesus’ death was part of God’s plan or that they would ever turn their back on Jesus. His words didn’t make sense to them until after Jesus rose from the grave.

Jesus sent two of his disciples into Jerusalem to prepare a place for them to have the Passover meal. They were to look for a sign: a man carrying a water jar. That was an unusual sight, because the women traditionally carried the water. The disciples found the man, and he led them to a room they could use. The disciples prepared the meal, and everything was ready when Jesus and the others arrived. The meal began after sunset. They all reclined beside low tables, which was the fashion for banquets at that time.

As they ate, Jesus surprised the disciples by saying one of them would betray him. Deeply saddened by Jesus’ statement, the disciples began to ask, “It’s not me, is it?” Jesus’ response that the betrayer was the one who was eating bread with him added to the disciples’ dismay. Betraying someone who had shared bread with you was unthinkable for Jews of that time.

Explaining the elements of the Passover meal was a part of the Passover tradition. Each element was symbolic of God’s deliverance of the Jews in the Exodus. Jesus identified his mission with the Passover, indicating that he would bring a new deliverance to all humankind.

Jesus took the bread, blessed it, broke it, and gave it to the disciples. He said, “Take, this is my body.” He took the cup, gave thanks, and gave it them to drink. He said, “This is my blood of the covenant which is poured out for many.” Jesus’ words were a picture of his impending death, presenting his broken body and his shed blood. When we observe the Lord’s Supper today, we are reminded of what Jesus did for us and the new covenant.



4. Jesus Breaks the Bread (Mark 14:12-26)

“If I, your Lord and teacher, have washed your feet, you too must wash each other’s feet.” (John 13:14)

GATHER

Greeting

Before class: Display the “Attendance Chart” (Resource Pak—pp. 2 and 23 or p. 3). Two different options for an attendance chart are given in the Resource Pak. Decide which is best for your class.

- Play the theme song, “All Are Welcome” (CD-ROM), as you welcome each child.
- Show the children where to place their offerings on the worship table.
- Have each child mark an attendance chart. For the “Community Attendance Chart,” the children can write their first names or initials on the building marked #4.

PRAY: Dear God, help us as we learn about the meaning of the Last Supper; in Jesus’ name, we pray. Amen.

ASK: How is Communion served at our church?

Count the Disciples (Puzzle – Preschool)

Before class: Make a copy of Reproducible 4b for each preschool child.

SAY: Jesus and his disciples shared a meal together. Count the number of disciples in the picture.

- Allow the children time to color their pictures.
-

What Doesn’t Belong? (Puzzle – Younger Elementary)

Before class: Make a copy of Reproducible 4c for each younger elementary child.

SAY: Jesus and his disciples shared a last meal together. Today we celebrate this meal and call it the Lord’s Supper or Communion. Look closely at your picture for things that don’t belong in the picture. Circle ten items that shouldn’t be in the picture.

- Allow the children time to find the items that don’t belong.
-

Hidden Pictures (Puzzle – Older Elementary)

Before class: Make a copy of Reproducible 4d for each older elementary child.

SAY: Jesus and his disciples shared the Passover meal. Then Jesus showed them a way to remember and celebrate him using bread and wine to symbolically represent his body and blood. Look in your picture for twelve hidden items and circle them.

- Give the children time to find the hidden items.

ASK: Why did Jesus and the disciples celebrate Passover? *(to remind them of God’s deliverance of the Jews from slavery in Egypt)* Do you know what Jesus did differently at this meal from the previous Passover celebrations? *(Jesus used the bread and wine to explain about what was going to happen to him. Jesus said it would be their last supper together.)*



4. Jesus Breaks the Bread (Mark 14:12-26)

"If I, your Lord and teacher, have washed your feet, you too must wash each other's feet." (John 13:14)

Shadow Picture (Activity)

Before class: Look online for da Vinci's famous mural of The Last Supper. Place a large piece of mural paper on one wall of your room.

- Invite the children to stand facing the mural paper on the wall with a bright light shining on their backs and casting shadows on the wall. Leave a space in the middle for Jesus' shadow.
- Outline the shadows of the children on the mural paper.
- Allow each child to color his or her shadow. Make a shadow for Jesus in the middle.
- Have the children sign their names on their shadows.
- Place a table in front of the shadows to make them look like they're sitting at the table. Place a loaf of homemade bread and a chalice on the table in front of Jesus.

ASK: What does our shadow picture remind you of? (The Last Supper *painting*) What did Jesus say the bread and drink would remind them of in the future? (*Jesus' body and blood, what Jesus did for us*)

Remembering Game (Game)

Before class: Bring a large ball of yarn to class.

ASK: Can you say our Bible verse without looking at the poster?

SAY: Say it together once. Now sit in a circle. Let's see how much you can remember.

- Give one child a ball of yarn. Ask that child to say the first word in the verse. Then hold on to the end of the yarn and throw the ball to someone else in the circle. That person will say the first and second words in the verse, hold on to a piece of the yarn, and throw the ball to another person in the circle. Continue this way, with each new person saying the words that have been said and adding the next word. If you reach the end of the verse, start over again. Play the game until everyone has had a chance to remember what has been said and what word is next.

ASK: Was it hard to remember what had been said and what word came next? Would it be easier to remember if you saw a picture of Jesus washing the disciples' feet?

SAY: Pictures and practices help us remember important things, like what Jesus did for us.

Love Feast (Snack)

Before class: Make a copy of "Love Feast" (Reproducible Kids' Book—p.92.)

- Look at p. 92 in the Reproducible Kids' Book for instructions for having a Love Feast.
- You can prepare this for your Sunday school group, or you can make it a churchwide fellowship. Suggestions for both are on p. 92.

SAY: The Love Feast is a Christian fellowship meal that helps us remember the meals Jesus shared with his disciples during his ministry. It expresses the fellowship enjoyed by the community of faith.

- Enjoy your fellowship time.

4. Jesus Breaks the Bread (Mark 14:12-26)

“If I, your Lord and teacher, have washed your feet, you too must wash each other’s feet.” (John 13:14)



Transition to Explore – Sacred Conversations

SAY: Communion is a time of remembering what Jesus did for us and giving thanks to God. It is a time to examine our lives and ask God to help us live like Jesus. Let’s take a minute to silently pray, giving thanks to God and Jesus.

EXPLORE

Read the Bible Story

- Ask the children to find Mark 14:12-26 in their Bibles. Encourage them to bring their own Bibles and learn how to use them. Read the story from the *Deep Blue Bible Storybook* (pp. 288–92).

ASK: Have you ever had a special meal for someone who was going away? How did you feel during the meal?

Dictionary Search

- Allow the children to look up *Last Supper* and *Sacrament* in the *Deep Blue Kids Bible Dictionary*.
-

See the Bible Story

SAY: Armen and the Deep Blue Kids are looking at the pictures in the museum. They find a picture of them sharing a meal when the kids visited Armen in Armenia.

- Watch today’s episode from the Adventure DVD.

ASK: When do you have special meals to celebrate with family and friends?

Interact with the Bible Story

Before class: Make a copy of Reproducible 4a for each child.

- Give each child a copy of the Bible story.

SAY: Remembering the Last Supper is a way we can serve God and allow God’s Spirit to make us stronger. Let’s read the story. I will read the Narrator parts, and all of you can read Jesus’ words together.

- Read the story.

ASK: What do Jesus’ words mean to you? How do they help us serve God better today?

- Communion is a very important spiritual practice for all Christians. Take some time to talk about Communion and answer questions the children have.



4. Jesus Breaks the Bread (Mark 14:12-26)

"If I, your Lord and teacher, have washed your feet, you too must wash each other's feet." (John 13:14)

Bible Verse (Activity)

Before class: Display "Unit 1 Bible Verse & Signs" (Resource Pak—p. 8).

- Our verse for Unit 1 is John 13:14.
- Read the verse together from the Bible verse poster.
- Go over the Sign Language for the Bible verse. Encourage all the children to sign and say the Bible verse with you.

TIP: Look on the Deep Blue Kids website, the Free Stuff tab, to see a video demonstrating the signs.

- Pair the children and have them say and sign the verse to each other.
-

Transition to Respond

SAY: Memory is a wonderful gift we have. Remember the important times with your family, friends, and church. And remember how much God loves you and what Jesus did for you.

- Say together, "Do this in remembrance of me."

RESPOND

Loving God, Loving Neighbor

Before class: If this has not been done yet, make a copy of "Meet Our Neighbors" (Leader Guide—p. 90) for each child. Display the "Meet Our Neighbors" poster (Resource Pak—p. 21). Set out the map of Deep Blue Shores, assemble the zoo and place it on the map, and cut out the storytelling figures (Resource Pak—pp. 5 and 19).

- Gather the children around the "Meet Our Neighbors" poster.

SAY: Cinnamon is a new pet in the Deep Blue Shores community.

ASK: What other pets have we met? (*Speedy the turtle, Indie the dog*)

SAY: Benjie and the zoo staff are excited about their new member, a baby elephant.

Transition to Bless

Before class: Take pp. 12, 13, and 15 out of the Resource Pak. If it hasn't been done yet, cut out the banner for Jesus serves the Last Supper.

SAY: Between now and Easter, we will construct a timeline of the events from Lent through Holy Week. Last week we talked about the picture of Jesus washing his disciples' feet on the timeline.

ASK: Do you remember what day in Holy Week that event happened? (*Thursday*)



4. Jesus Breaks the Bread (Mark 14:12-26)

“If I, your Lord and teacher, have washed your feet, you too must wash each other’s feet.” (John 13:14)

BLESS

Inviting

- Invite a child to place the Last Supper banner on the board with a thumbtack.

ASK: What day of Holy Week did the Last Supper happen? (*Thursday*) How do you know? (*It happened the same day Jesus washed the disciples’ feet.*)

- Ask one of the children to write Thursday on a card and tack it on the board under the banner.

SAY: Several important events took place on Thursday of Holy Week. Next week we will learn about another Thursday event.

Praising

SAY: Our song this month is “A Whole New Level of Love.”

- Hand out the songbooks and have the children find the song.
 - Play this month’s song and encourage the children to sing and dance.
-

Blessing

SAY: Before you leave today, you will receive a blessing. Blessings show how special you are to God.

- Gather the children in a circle. Go around the circle and say the blessing to each child.

SAY: (Child’s name), God remembers you.

PRAY: Dear God, help us to always remember what Jesus did for us and how much you love us. We love you; in Jesus’ name, we pray. Amen.

Loving God/Loving Neighbor at Home

Before class: Make a copy of Reproducible 4f for each child.

SAY: “Loving God/Loving Neighbor – Faith Family Devotional” is for you and your family to use at home.

ASK: Can you share the story of the Last Supper with your family?

- Send home a copy of Reproducible 4f with each child.

Jesus Breaks the Bread – Bible Story

4a

Narrator: It was time for the Passover meal. Jesus and his disciples were going to share the meal together. A large number of people had come to Jerusalem to celebrate the Passover, so the disciples asked Jesus where they could prepare the Passover meal.

Jesus: Go into Jerusalem. A man carrying a water jar will meet you. Follow him, and he will show you a room where we can have our Passover meal.

Narrator: Two of the disciples went into the city, and everything happened just like Jesus said. They prepared the meal for the group. That evening, Jesus and his disciples arrived and they shared the meal. But what happened next was different than other Passover meals. Jesus began to share with them.

Jesus: One of you will betray me.

Narrator: Deeply saddened, the disciples asked one by one if it was them.

Jesus: The one who is dipping bread with me in this bowl will betray me.

Narrator: That disciple was Judas. When he realized Jesus knew that he was going to betray him, he got up and left. Then Jesus continued serving his disciples. He took a loaf of bread, blessed it, broke it, and gave it to them.


Jesus: Take; this is my body.

Narrator: He took a cup, gave thanks, and gave it to them. They all drank from it.

Jesus: This is my blood of the covenant, which is poured out for many.

Narrator: They sang songs of praise and went out to the Mount of Olives. Jesus was preparing the disciples for his coming death. They didn't understand what he was saying, but what happened in the following weeks brought his words back to the disciples and helped them understand.

(Based on Mark 14:12-26)



4b Count the Disciples - Puzzle (Preschool)

Jesus and his disciples shared a last meal together. How many disciples were at this meal?
Count the disciples in the picture.



What Doesn't Belong? - Puzzle (Younger Elementary)


4c

Jesus and his disciples shared a last meal together. Today we celebrate this meal and call it the Lord's Supper. Look closely at your picture for things that don't belong in the picture. Circle ten items that shouldn't be in the picture.



4d Hidden Pictures - Puzzle (Older Elementary)

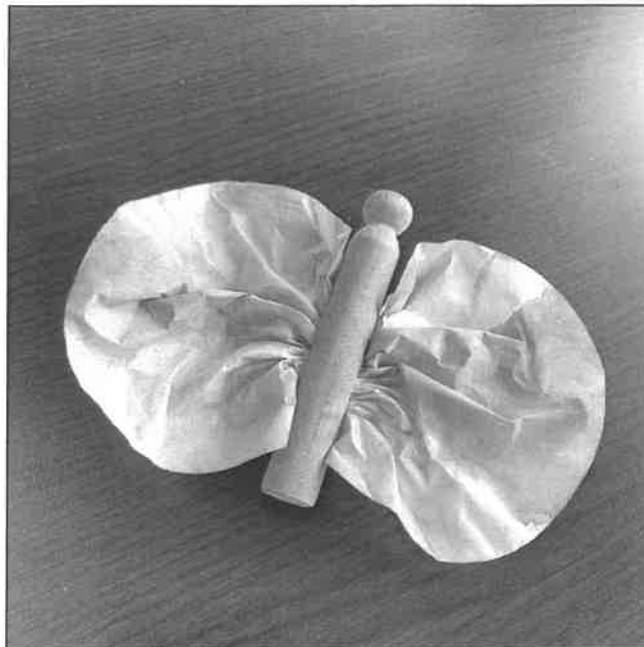
Jesus and his disciples shared the Passover meal, and then Jesus showed them a way to remember and celebrate him. Look in your picture for twelve hidden items and circle them.



- | | | |
|------------|-----------|--------|
| Flower | Apple | Pencil |
| Diamond | Glasses | Mitten |
| Toothbrush | Paperclip | Book |
| Candle | Watch | Sock |

Butterfly – Activity

4e



Materials:

coffee filters
markers
watercolor paints
paintbrushes
water
round head clothespins

Directions:

- Cover your coffee filter with bright markers or watercolor paints. Be sure to paint all of the white areas. Overlapping colors will blend together for a new color.
- Drop a little water on the middle of the painted coffee filter and watch it blend the colors as it spreads.
- Let the painted coffee filters dry.
- Paint a round head clothespin to match the colors on your coffee filter.
- Push the middle of the coffee filter into the clothespin, scrunching it up bit by bit until all of the middle of the butterfly is in the clothespin.

4f Loving God/Loving Neighbor – Faith Family Devotional

Jesus Breaks the Bread

Mark 14:12-26

As a church, we observe two sacraments, baptism and Holy Communion. These acts show an inward, spiritual grace by an outward, visible sign. Jesus personally took part in these two acts while he was on earth. Communion is also called the Lord's Supper. Jesus invites us to take part in the special meal he shared with his disciples the night before his crucifixion. It is a time to remember what Jesus did for all of us and the grace he gives to all. It is a time to remember God's gift to us.

Verse of the Month

"If I, your Lord and teacher, have washed your feet, you too must wash each other's feet."

John 13:14

What Do You Think?

How does your community of faith observe the Lord's Supper?

What do you remember when you take part in the Lord's Supper?

Family Activity

Talk about how your church observes Communion. Share any special memories you have about this with each other.

Do you as a family observe any special events together that help you remember your family history? Share these with each other.

Prayer

Dear God, thank you for the opportunity to share in your last supper. Help us remember your love and grace for all of us; in Jesus' name, we pray. Amen.