

1. Jesus Teaches (Matthew 5:1-9)

"If I, your Lord and teacher, have washed your feet, you too must wash each other's feet." (John 13:14)



PLAN

Supplies

Deep Blue Resources: One Room Sunday School® Kit: CD-ROM | Leader Guide | Reproducible Kids' Book | Resource Pak

Additional Deep Blue Resources:

CEB Deep Blue Kids Bible | Deep Blue Bible Storybook | Deep Blue Adventure DVD | Deep Blue Bible Dictionary

Basic Supplies: DVD player | CD player | Pencils | Crayons | Markers | Scissors | Tape | Stapler/staples | Glue | Index cards | Construction paper

Gather: Twisted-knot pretzels

Explore: No additional supplies

Respond: Large piece of material or felt | Variety of craft decorations | Dowel rod

Bless: Thumbtacks

Before You Teach

Jesus preached his most famous sermon to a huge crowd on the side of a mountain. The Sermon on the Mount, as it is often called, is found in Matthew 5–7. Jesus' sermon began with twelve statements, called Beatitudes, to encourage the crowd and explain how people will live in God's kingdom.

Matthew shared several features of this setting. First, it took place on a mountain. Mountains are important in the Gospel of Matthew, where they are often places of revelation. Second, Jesus sat down to teach the crowd, which was the expected pattern of Jewish instruction in that day. Finally, the makeup of the crowd was important. Jesus taught his disciples, but that also included the people in the crowd who were following him.

Matthew used a standard Jewish literary form for each Beatitude, starting with "Happy are people..." or "It will be well with the one who..." and ending with "for that one shall receive..." These blessings are for people who are ready for the kingdom of God, who experience well-being and happiness under God's rule.

When we're hopeless, grieving, humble, and hungry to do the right thing, God plants happiness within us. God promises the kingdom to the meek, the poor in spirit, the merciful, and the peacemakers. The peacemakers are called God's children because they live in peace and bring harmony to others.

The lifestyle Jesus taught in the Beatitudes challenges us in our daily lives to be more like Jesus. The Holy Spirit lives in us and helps us become more like Jesus.

1. Jesus Teaches (Matthew 5:1-9)

"If I, your Lord and teacher, have washed your feet, you too must wash each other's feet." (John 13:14)



GATHER

Greeting

Before class: Display the "Attendance Chart" (Resource Pak—pp. 2 and 23 or p. 3). Two different options for an attendance chart are given in the Resource Pak. Decide which is best for your class.

- Play the theme song, "All Are Welcome" (CD-ROM), as you welcome each child.
- Show the children where to place their offerings on the worship table.
- Have each child mark an attendance chart. For the "Community Attendance Chart," the children can write their first names or initials on the building marked #1.

PRAY: Dear God, as we learn about the Beatitudes, show us how to use them in our lives; in Jesus' name, we pray. Amen.

ASK: What makes you happy? How do you act when you're happy?

What's Missing? (Puzzle – Preschool)

Before class: Make a copy of Reproducible 1b for each preschool child.

SAY: Jesus climbed a mountain and the crowd followed him. He sat down and taught them. Look at your picture of Jesus teaching the people. What's missing? Draw it in and color your picture.

- Allow the children time to color their pictures.
-

First Letter Code (Puzzle – Younger Elementary)

Before class: Make a copy of Reproducible 1c for each younger elementary child.

SAY: Jesus spoke to a large crowd on the mountain and preached his most famous sermon, often called the Sermon on the Mount. He began his sermon with statements called the Beatitudes that tell us how to be happy. Fill in the blanks on your puzzle with the first letter of the name of the animal with the number under the blank.

- Allow the children time to fill in the letters. Go over the answer.
-

Crossword Puzzle (Puzzle – Older Elementary)

Before class: Make a copy of Reproducible 1d for each older elementary child.

SAY: Jesus started his sermon with the Beatitudes. They are statements that tell us how to live like Jesus and how to be happy. The word bank has words from Matthew 5:1-9. Insert the words from the word bank into the puzzle by counting the number of letters and boxes. Unscramble the letters in the highlighted boxes to make the word needed to finish the bonus statement.

- Go over the answers in the crossword puzzle.

ASK: What do you think these words have to do with happiness?



1. Jesus Teaches (Matthew 5:1-9)

"If I, your Lord and teacher, have washed your feet, you too must wash each other's feet." (John 13:14)

Lent Paper Chain (Craft)

Before class: Make a copy of Reproducible 1e on construction paper for each child.

SAY: This past Wednesday, we celebrated Ash Wednesday, and this is the first Sunday in Lent. Lent lasts for forty days because that's how long Jesus fasted in the desert after he was baptized. It starts with Ash Wednesday and ends with Maundy Thursday. Lent is a time when we give up things that are distractions and focus on our relationship with God. We can honor Jesus by fasting in various ways, such as giving up sweets or video games. It is also a time to think about how we are living our lives, admit our failings to God, and ask for forgiveness. Think about Lent as a way to get closer to God and find new ways to serve God.

ASK: Did you attend an Ash Wednesday service? Why do you think someone drew a cross with ashes on your forehead? (*The cross reminds us of Jesus and what he did for us.*)

- Give each child a copy of "Lent Paper Chain."
- Have the children cut the strips apart and follow these directions: Make your first strip into a ring and glue or staple it together. Slide your next strip through the first ring and glue or staple it together into a ring. Continue this way until you have used all of your strips.
- Talk about the words on the different strips.

ASK: What do these words have to do with Lent?

SAY: Take your paper chain home and hang it in a place where it will remind you about Lent.

Pretzels (Snack)

Before class: Bring some twisted-knot pretzels for snack.

SAY: Stand with your arms crossed over your chest and your hands touching your shoulders.

ASK: What is a favorite snack for Lent that is shaped like that? (*pretzel*)

SAY: In the past, pretzels made from a simple recipe using only flour and water could be eaten during Lent when not eating eggs or dairy products was a part of the Lenten celebration. Also, there was a time when pretzels were hidden on Easter morning just like we hide eggs now. A common story says that an Italian monk gave twisted-knot pretzels to children as a reward for learning their prayers. The monk baked strips of dough that he folded into a shape resembling a child crossing his or her arms in prayer. Whatever their origin, pretzels have become a favorite snack for both Lent and Easter.

- Allow the children to enjoy their Lenten treat.

Transition to Explore – Sacred Conversations

ASK: What does Lent mean to you? Does your family celebrate Lent in a special way?



1. Jesus Teaches (Matthew 5:1-9)

"If I, your Lord and teacher, have washed your feet, you too must wash each other's feet." (John 13:14)

EXPLORE

Read the Bible Story

- Ask the children to find Matthew 5:1-9 in their Bibles. Encourage them to bring their own Bibles and learn how to use them. Read the Scripture from the *CEB Kids Bible*.

ASK: Which Beatitude do you like best? Why?

Dictionary Search

- Allow the children to look up *Blessed* and *Poor in Spirit* in the *Deep Blue Kids Bible Dictionary*. Other translations use the word *blessed* for happy and *poor in spirit* for hopeless.
-

See the Bible Story

SAY: Edgar's father, Benjie, is teaching the Beatitudes in Sunday school.

- Watch today's episode from the Adventure DVD.

ASK: How can you show a happy attitude this week?

Interact with the Bible Story

Before class: Make a copy of Reproducible 1a for each child.

- Give each child a copy of the Bible story.
- Ask two volunteers to read the two parts in the Bible story.
- After your two volunteers have read the Beatitudes, allow the two of them to read the first lines and the rest of the group to read the second lines that are bolded.

SAY: Jesus encouraged his followers to live a life that would make them happy. God can give us a happiness that can't be taken away by our circumstances.

ASK: How can we make peace as a child of God? Are you a peacemaker?

Bible Verse (Activity)

Before class: Display "Unit 1 Bible Verse & Signs" (Resource Pak—p. 8). Make a copy of "Unit 1 Bible Verse Signs" (Leader Guide—p. 92) for each child.

- Our verse for Unit 1 is John 13:14.
- Read the verse together from the Bible verse poster.
- Go over the Sign Language for the Bible verse. Encourage all the children to sign and say the Bible verse with you. Give each child a copy of "Unit 1 Bible Verse Signs."

1. Jesus Teaches (Matthew 5:1-9)

“If I, your Lord and teacher, have washed your feet, you too must wash each other’s feet.” (John 13:14)



Transition to Respond

ASK: Do you think the Beatitudes teach us to be a leader or a servant? How can a person be a leader and a servant?

RESPOND

Loving God, Loving Neighbor

Before class: Make a copy of “Meet Our Neighbors” (Leader Guide—p. 90) for each child. Display the “Meet Our Neighbors” poster (Resource Pak—p. 21). Set out the map of Deep Blue Shores, assemble the zoo and place it on the map, and cut out the storytelling figures (Resource Pak—pp. 5 and 19).

SAY: This month we will meet some new people from the Deep Blue Shores community. Today, we’ll meet Benjie, Edgar’s dad.

- Allow a volunteer to read the statements on the poster about Benjie.
- Show the display of the Deep Blue Shores map, the zoo, and the storytelling figures. If time allows, let the children play with the figures.

ASK: Have you been to a zoo? What animals do you like to see?

Lent Banner (Group Activity)

Before class: Gather a variety of craft decorations, such as felt, scraps of material, glitter, craft jewels, fabric or puff paint, and so forth.

SAY: This quarter we will make banners to display in our room. Today, we will make a Lent Banner.

ASK: What reminds you of Lent? Which of those things can we use to design our banner? (*The cross made from ashes will probably be the easiest.*)

- Make a sketch of the design for your banner.
- Assign different parts of the banner to the children, such as the following:
 - Decide on the size of your banner and cut a large piece of material or felt that size. Lay a dowel rod on one end of the banner. Apply two lines of liquid glue above and below the rod. Then wrap the end of the banner around the rod.
 - Allow another group or child to draw and cut out the symbols to place on the banner. Decide how to place the symbols on the banner and glue them to the banner.
 - Have another group or child draw and cut out letters for the word *LENT*. Decide where to place the word and glue the letters to the banner.
 - When everything is glued on the banner, decide if you want to add decorations, such as glitter or fabric paint to the design.
 - Leave the banner lying flat on a table until the glue dries. Tie a string to the ends of the dowel and decide where to display the banner in your room.



1. Jesus Teaches (Matthew 5:1-9)

"If I, your Lord and teacher, have washed your feet, you too must wash each other's feet." (John 13:14)

Transition to Bless

Before class: Take pp. 12, 13, and 15 out of the Resource Pak. Cut out the banner for Lent and the "Celebrate the Easter Story" title.

SAY: Between now and Easter we will construct a timeline of the events from Lent through Holy Week.

BLESS

Inviting

- Invite a child to place the Lent banner on the board with a thumbtack. Have another child put the title on the board above where the banners will go.

ASK: How long does Lent last? (*40 days, not counting the Sundays, approximately six weeks before Easter*)

- Ask one of the children to write 40 days or 6 weeks before Easter on a card and tack it on the board under the banner.
-

Praising

Before class: Make copies of "A Whole New Level of Love" (Reproducible Kids' Book—p. 88). Punch holes in them and place them in notebooks the children can use as songbooks.

SAY: Our song this month is "A Whole New Level of Love."

- Hand out the songbooks and have the children find the song.
 - Play this month's song and encourage the children to sing and dance.
-

Blessing

SAY: Jesus calls us to be peacemakers in the Beatitudes. Repeat after me.

God makes peace within us. Let us claim it.

God makes peace between us. Let us share it.

SAY: Share peace with your family and friends this week.

Loving God/Loving Neighbor at Home

Before class: Make a copy of Reproducible 1f for each child.

SAY: Share the Beatitudes with your family and talk about Lent.

- Send home a copy of Reproducible 1f with each child.

Jesus Teaches – Bible Story

1a

Happy are people who are hopeless, because the kingdom of heaven is theirs.

Happy are people who know they need God.

Happy are people who grieve, because they will be made glad.

Happy are people who feel sad, because God will help them feel better.

Happy are people who are humble, because they will inherit the earth.

Happy are people who are humble and don't brag or put others down.

Happy are people who are hungry and thirsty for righteousness, because they will be fed until they are full.

Happy are people who want to do what God wants them to do.


Happy are people who show mercy, because they will receive mercy.

Happy are people who are kind and forgive others.

Happy are people who have pure hearts, because they will be called God's children.


Happy are people who try to follow Jesus' example and live peacefully.

(Based on Matthew 5:1-9)



1b What's Missing? – Puzzle (Preschool)

Jesus went up on a mountain and taught his disciples how to live a happy life. Look at the picture and see what is missing. Draw what is missing in the picture.



First Letter Code - Puzzle (Younger Elementary)

1c

Fill the empty blanks with the first letters from the pictures to discover what Jesus did when he went up on the mountain with his disciples.

1 2 3 4 5 6 7 8 9

10 11 12 13

JESUS TAUGHT HIS
DISCIPLES HOW TO BE

5 1 9 9 13


9 4 8 9 7 4

THIS PART OF JESUS'
SERMON IS CALLED THE

2 4 1 10 6 10 12 3 4 11

1d Crossword Puzzle – Puzzle (Older Elementary)

Insert the words from the word bank into the puzzle by counting the number of letters and boxes. Start with the longest word. Unscramble the letters in the highlighted boxes to make the word needed to finish the bonus statement.



- RIGHTEOUSNESS
- BEATITUDES
- CHILDREN
- HOPELESS
- MOUNTAIN
- INHERIT
- KINGDOM
- GRIEVE
- HEARTS
- HEAVEN
- HUMBLE
- HUNGRY
- EARTH
- JESUS
- HAPPY
- MERCY
- PEACE
- GLAD
- PURE
- FED
- GOD

BONUS:
 Jesus taught the Beatitudes to his _____.

| | | | | | | | |
|-------------|---|------------------|--|---|----------------------------|---------------------------------|--|
| A S H | W E D N E S D A Y | L E N T | R E P E N T A N C E | S A C R I F I C I N G | G I V I N G | P R A Y I N G | H O L Y T H U R S D A Y |
|-------------|---|------------------|--|---|----------------------------|---------------------------------|--|



1f Loving God/Loving Neighbor – Faith Family Devotional

Jesus Teaches

Matthew 5:1-9

Jesus climbed a mountain and sat down. His disciples followed him, and he began to teach them. Jesus said God blesses people who are sad, kind, forgiving, and humble. To have a happy life, Jesus said, people would need to know what is right in their hearts, want to follow God, and live peacefully. The message Jesus taught that day is called the Beatitudes.

Verse of the Month

“If I, your Lord and teacher, have washed your feet, you too must wash each other’s feet.”

John 13:14

What Do You Think?

What makes you happy?

Who is a blessing to you and your family?

Family Activity

Does your family know someone who is sad or hungry? Talk about how you as a family can help this person.

Think about the people in your life who bless your family and how they do it.

Prayer

Dear God, help us follow the Beatitudes and live like you. Show us how to be a blessing to others and love them like you do; in Jesus’ name, we pray. Amen.