

Love Is Born

(John 3:16; Luke 2:1-7)

**"So the Word became human
and made his home among us.
He was full of unfailing love and
faithfulness."**

(John 1:14)

Be glad! Jesus gives hope.

When God promised to send a Savior, he left out a few details. Like *when* the Savior would arrive and *what* exactly the Savior would save.

So as God's people waited for their Savior's arrival, they filled in the blanks. He'd rescue their country, they decided, leading a dramatic uprising. But that wasn't quite right.

Jesus didn't come to rescue just one nation; he came to save the world God so loved. And he didn't come as a mighty warrior; he came as a helpless baby.

But God's people got this right: The Savior brought hope! Hope for salvation; hope for heaven; hope for a life full of adventure, love, and purpose.


If those are what you're after, Jesus gives you hope, too!

Talk-Starters

What's something you hope happens this week? Why would you like it to happen?

Try-This-@-Home

Ask a grown-up to choose a snack for you—without you knowing what was selected. Hope for what you want, and see if your hope is fulfilled!



Explore More @ Home

Why can we find hope in Jesus? Find out! Read Matthew 12:18-21.



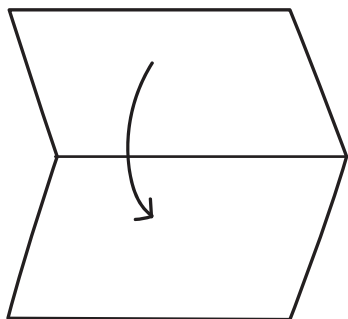
Make this page a manger!

Fold a box. When you get home

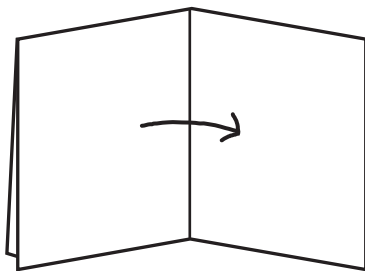
...wrap something small like a clothespin or toy figurine in a tissue and place it in the box. Set it out to celebrate Jesus being born and laid in a manger.

Here's how:

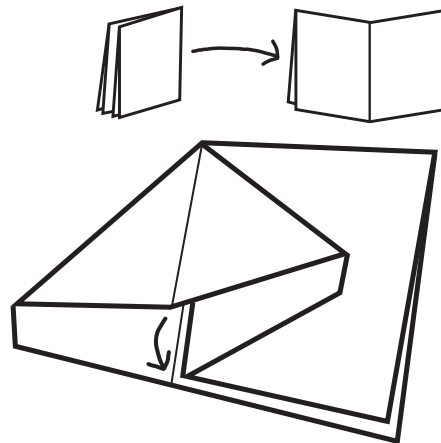
- 1** Fold letter-size paper in half as shown.



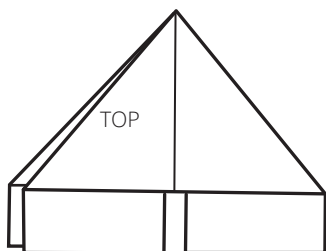
- 2** Fold in half again the other way.



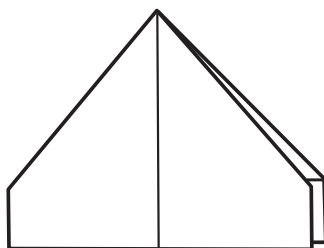
- 3** Unfold. Then pinch the top left corner of the rectangle and fold it inward to the center and make a triangle.



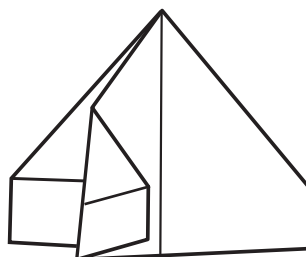
- 4** Flip over and repeat on the other side so it looks like this.




- 5** Fold the top triangle flap to the right so it looks like this. Flip and repeat on the other side.



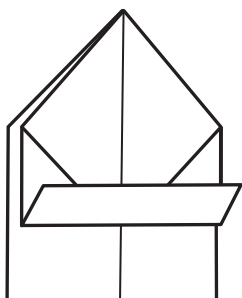
- 6** Fold side of top flap to the center, then fold the top flap of the other side into the center.



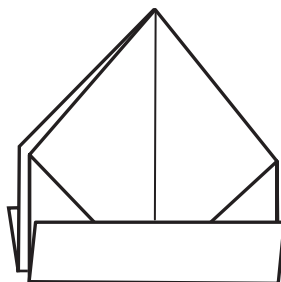
- 7** Flip it over and fold those flaps to the center, too.



- 8** Fold the bottom flap up on side one.



- 9** Flip it over and fold the bottom flap on side two.



- 10** Flip it upside down and open it up. Push center point to flatten the bottom. Voila—a box!

