



UNIT 33 | SESSION 2

PAUL BECAME A MISSIONARY

ACTS 13–14

CHRIST CONNECTION:

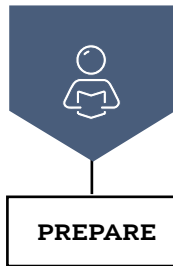
Paul shared the good news about Jesus with anyone who would listen. Many people believed in Jesus, and the church grew. The Holy Spirit wants us to tell others about Jesus so they can be saved from their sins.

BIG PICTURE QUESTION:

Who can be saved? Anyone who trusts in Jesus is forgiven of their sins.

KEY PASSAGE:

John 3:17



YOUR HEART TO TEACH



LEADER Bible Study

The beginnings of Paul's journey as a missionary in Acts 13–14 showcased the power and providence of God, even amid harsh persecution. From being sent out and set apart by the Holy Spirit to being wrongly celebrated as gods and experiencing mistreatment and stonings, Paul remained fixed on the hope he found in Jesus. No matter the circumstances he faced, he kept proclaiming Jesus' name and paving the way for the gospel to be known around the world.

What patterns do we see in Paul's life that propelled the gospel farther? What role do hardships play in our spiritual lives as we, too, seek to live on mission for Christ and His good news of salvation?

As we read of Paul's journeys, we find that he continually sought to abide in Christ through the spiritual disciplines of fasting, prayer, and sharing the gospel. We also see that he did not back down from difficult situations; not even false prophets and sorcerers could derail him from proclaiming God's truth! Despite the grueling hassles of life on the road and not having a place to call home, Paul chose obedience to God's calling above any earthly comfort as he trusted the glories of heaven far outweighed any momentary affliction.

While many insulted Paul, opposed him, and rejected the words of life he spoke, he shook the dust off his feet and pressed on, filled with joy and the Holy Spirit. This same Spirit that filled Paul and sustained him on his missionary journeys also lives in us who trust in Christ. Paul's dependence on the Spirit and his obedience to the gospel mission provide a model for us to follow as we seek to live on mission.

Encourage the preschoolers you lead to recognize Paul's perseverance and how the love of Jesus compelled him to share the gospel no matter the difficulties he faced. Ask the Lord to assist you as you live out this conviction through teaching it to the next generation of Christ followers.

TERMS TO KNOW

Missionary: Christian chosen by God who obeys His command to go and tell another group of people the good news about Jesus



YOUR HEART TO TEACH

GATHER Supplies

Keep these items on hand for each session: Allergy Alert, Bibles, construction paper, copy paper, washable markers, crayons, scissors (adult use), blunt-tipped scissors, glue sticks, glue, blocks, baby dolls, play dough, world map or globe, snack food, paper cups, and napkins.



WELCOME

Welcome

- ☐ “To Save the World (John 3:17)” song

Activity Page

- ☐ “Trace the Lines” activity page, 1 per child

Carry a Bible

- ☐ small blanket or hand towel

Transition

- ☐ countdown video (optional)



LEARN

Introduce the Bible story

- ☐ small suitcase
- ☐ map

Learn about the Bible

- ☐ bookmark
- ☐ Giant Timeline or Small Group Timeline

Tell the Bible story

- ☐ Bible Story Picture Poster
- ☐ “Paul Became a Missionary” video (optional)
- ☐ storytelling tips props (optional)

Practice the key passage

- ☐ Key Passage Marker
- ☐ Key Passage Poster
- ☐ “To Save the World (John 3:17)” song

Learn the Big Picture

Question

- ☐ Big Picture Question Poster

Missions moment

- ☐ “Betsey Stockton Photo” printable



LOVE

Snack and talk

- ☐ hand sanitizer (optional)
- ☐ Bible Story Picture Poster
- ☐ Big Picture Question Poster

Letter Match

- ☐ gallon-size ziplock bags
- ☐ permanent marker
- ☐ craft foam pieces
- ☐ measuring cups and spoons
- ☐ clear hair gel
- ☐ tape



LIVE

Travel and sing

- ☐ tape
- ☐ rhythm instruments
- ☐ “To Save the World (John 3:17)” song

Trace with cars

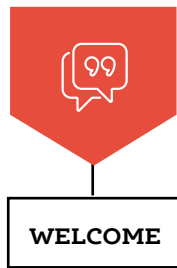
- ☐ toy cars
- ☐ tape

Do a lei relay

- ☐ hula hoops, 2
- ☐ leis, 20–30 (at least 1 per child)

Transition

- ☐ Bible Story Coloring Page, 1 per child
- ☐ “To Save the World (John 3:17)” song
- ☐ Big Picture Cards for Families



WELCOME Preschoolers

Post an allergy alert, if needed. Set out supplies to engage preschoolers as they arrive. Play music as you welcome preschoolers. Greet children by name at eye level. Follow your church's security procedures.

1 ACTIVITY PAGE

Lead preschoolers to complete "Trace the Lines" on the activity page.

SAY “ Have you ever traveled in a car? What about a boat or a plane? Where did you go? [Allow responses.] In today's Bible story, we will learn how Paul and his friend Barnabas traveled to many places to tell people about Jesus. Where would you want to go to tell people about Jesus? ”

2 SESSION STARTER

Use one or both of the following options to engage curiosity about today's Bible story.

PLAY A GAME



Lead children to sit in a circle. Say statements such as "Stand up if you have ever been to the library"; "Clap three times if you have ever been to school"; "Jump three times if you have ever been to the park." Continue to call out simple commands and places. Play as long as time allows.

SAY “ You have been to so many places. Today we are going to hear a story about a man named Paul who traveled to many places to tell people about Jesus. ”

CARRY A BIBLE

Spread a small blanket or hand towel on the floor. Place a Bible in the middle of the blanket. Lead children to stand around the blanket and grasp the edges. Challenge children to work together to carefully carry the Bible across the room. Add an additional blanket and Bible if you have a large class. Expand the activity and challenge the children to walk in a circle while still holding the sides of the blanket.

SAY “ You did a great job working together to carry the Bible across the room. Today we will learn how Paul and Barnabas worked together to take God's word to many places. Paul shared the good news about Jesus with anyone who would listen. ”

3 TRANSITION TO LEARN

Gain preschoolers' attention by showing the countdown video, turning the lights off and on, or clapping a simple rhythm for children to copy. Invite preschoolers to say, "chugga, chugga, choo, choo," and move like a train as they transition to Learn.

Transition from **WELCOME** to **LEARN**





THE STORY OF THE GOSPEL

LEARN the Bible Story

1 INTRODUCE THE BIBLE STORY

Place a Bible and a map in a small suitcase. Show the suitcase. Ask preschoolers to guess what is inside. Invite a couple of children to open the suitcase and see if any of their guesses were correct.

SAY “ This suitcase reminds me of the trip that Paul and Barnabas took. This Bible and map remind me that they took the message of Jesus to many places. Maps help people know where to go when they are traveling. Listen to the Bible story to find out what happened on their journey. ”

2 LEARN ABOUT THE BIBLE

Place a bookmark at Acts 13-14 in your Bible. Invite a preschooler to open it. Reverently display the open Bible.

SAY “ The people and places we read about in the Bible are real. All the words in the Bible are true. Today’s story is from the book of Acts. Acts is in the New Testament part of the Bible. ”

Point to the Bible story picture on the giant timeline or small group timeline. Remind children that all the stories in the Bible fit together to tell an even bigger story. The Bible tells us the big story of how God rescues sinners through His Son, Jesus.

3 TELL THE BIBLE STORY

Tell the following Bible story using the provided storytelling tips or show the video. Use the bold version of the Bible story for younger preschoolers.

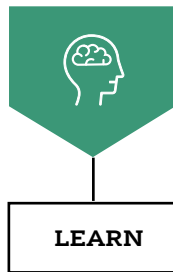
PAUL BECAME A MISSIONARY

“ **Paul and his friend Barnabas helped start the first churches.** The Holy Spirit told Paul and Barnabas that they had an important job to do. The church put their hands on Paul and Barnabas and prayed for them, and they left their city to go do the work God wanted them to do. **God led Paul and Barnabas to other cities to tell the good news about Jesus to both Jews and Gentiles—people who were not Jews.** ”

Paul and Barnabas went to the city of Lystra (LISS truh). A man was there who had not been able to walk his whole life. Paul healed the man! When the people saw this miracle, they thought Paul and Barnabas were gods! Paul and Barnabas shouted, “No! We are not gods. We are men just like you. We want to tell you the good news of God.”

Then some Jews came from the other cities Paul and Barnabas had visited. They made trouble in this new city, and the people decided to fight against Paul and Barnabas too. They threw rocks at Paul and dragged him out of the city.

The next day, Paul and Barnabas went to the city of Derbe (DUHR bih). They told the people about Jesus, and many of them believed. Finally, they returned to the church and told the other



THE STORY OF THE GOSPEL

believers everything that God had done on their journey and how God helped them share the good news about Jesus with everyone. ”

4 CHRIST CONNECTION

SAY “ Paul shared the good news about Jesus with anyone who would listen. Many people believed in Jesus, and the church grew. The Holy Spirit wants us to tell others about Jesus so they can be saved from their sins. ”

5 REVIEW THE BIBLE STORY

SAY “ The Holy Spirit gave Paul and Barnabas a very important job. Can you remember what it was? (to tell people about Jesus in other cities and towns) Paul and Barnabas’ friends prayed for them and sent them on their way. When they got to the town of Lystra something amazing happened. Can you remember what it was? (Paul healed a man who had never been able to walk.) Can you imagine how excited the man must have been? They thought Paul and Barnabas were gods. Paul told them that they were just men, and the power to heal had come from God. Paul and Barnabas tried to tell them the good news of God, but most of them did not listen. People came and said mean things about Paul and Barnabas. Did Paul stop talking about Jesus? (No. They went to another city to tell people about Jesus.) Did you know that God wants you to tell people about Jesus? God wants people to know that anyone who trusts in Jesus can have their sins forgiven. ”

6 PRACTICE THE KEY PASSAGE

Place the key passage marker at John 3:17. Invite a child to open your Bible to the key passage. Read the key passage aloud. Divide the verse into four or five phrases. Write each phrase on a different colored piece of paper. Make two sets. Group the children into teams. Give each team a phrase. Spread out the other set in order on the floor in front of you. Lead children to say their phrase when you point to their color paper. Repeat several times. Challenge the children to say the whole verse together.

SAY “ Paul knew that God sent Jesus to save sinners. Paul traveled around, telling people about Jesus. The Holy Spirit wants us to tell others about Jesus so they can be saved from their sins. ”

Sing the key passage song, “To Save the World (John 3:17).” You may also choose to sing a worship song of your choice.

STORYTELLING TIPS

Chant and clap: Each time you say, “Paul and Barnabas”, pause and lead children to clap on each syllable of “Paul and Barnabas” as you say their name together again.

Travel around the room: Invite children to sit on the floor and listen to the Bible story. When you say that Paul traveled to Lystra, lead the children to stand up and move to another place to continue the story. Repeat when you say Paul traveled to Derbe.



THE STORY OF THE GOSPEL

7 LEARN THE BIG PICTURE QUESTION AND ANSWER

SAY “Our big picture question asks, **Who can be saved?** Before a bright light flashed around Paul and Jesus spoke to him, Paul thought that only Jews like him could be saved, but God showed Paul that **anyone who trusts in Jesus is forgiven of their sins.**”

8 MISSIONS MOMENT

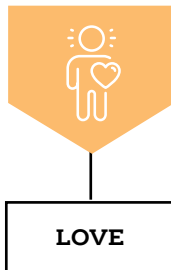
Print a copy of the “Betsey Stockton Photo” printable to show preschoolers as you talk about the work of Betsey Stockton. Tell preschoolers that Betsey Stockton was the first unmarried American woman to travel overseas as a missionary and the first African American woman to arrive in Hawaii.

SAY “Betsey received permission to create a school for the farmers, craftspeople, and fishers in Hawaii. Betsey learned the Hawaiian native language so she could teach the kids to read and write. Being able to read and write would help them understand the Bible and believe what they heard about Jesus. Betsey also trained the teachers, who would keep teaching the kids after she left Hawaii.”

Pray, thanking God for people who tell and teach about Jesus.

Transition from **LEARN** to **LOVE**





THE GOD OF THE GOSPEL

LOVE God because of what we learned

1 PRAY

Invite preschoolers to close their eyes and think about God as they talk with Him.

SAY “Thank You, God, that anyone who trusts in Jesus can be saved. Please help us to tell people about You so that they can be saved. In Jesus’ name we pray, amen.”

2 SNACK AND TALK



Post an allergy alert. Wash hands or use hand sanitizer. Serve a snack. Show the Bible story picture poster as you ask the following questions. Retell parts of the Bible story as needed.

SAY “What was your favorite part of today’s Bible story?”

SAY “What did you learn about God in today’s Bible story?”

SAY “Who traveled with Paul to tell people about Jesus?”

SAY “Who can be saved? Anyone who trusts in Jesus is forgiven of their sins.”

3 LETTER MATCH

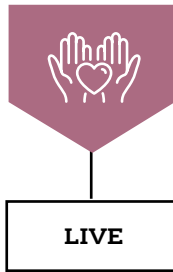


Write the letters J-E-S-U-S on a gallon-size ziplock bag. Draw a circle around each letter. Use a permanent marker to write the letters J-E-S-U-S on individual pieces of craft foam. Add 1 tablespoon water, ¼ cup clear hair gel, and the foam pieces to the inside of the bag. Secure the opening with tape. Demonstrate how to move the foam pieces in the bag into the matching letter circle. (Note: If you have a large group, you may want to make multiple bags.)

SAY “J-E-S-U-S, do you know whose name that spells? It spells Jesus’ name! What is something you know about Jesus? [Allow responses.] We know that God sent His Son, Jesus, to die on a cross to forgive our sins. This is good news! Paul shared the good news about Jesus with anyone who would listen. Many people believed in Jesus, and the church grew.”

Transition from **LOVE** to **LIVE**





THE MISSION OF THE GOSPEL

LIVE for God out of love

- 1 Choose the activities that best fit your group, space, available resources, and time constraints. Set up activities in one of these ways: as a group, all at the same time; in small groups that rotate through each activity; or set up as centers, allowing preschoolers to browse and choose.

CREATE A SWIRLING PATH



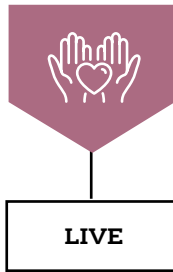
Give each child a sheet of paper and a marker. Instruct children to turn their paper landscape and draw a path that starts in the center edge of one of the short sides and ends in the center edge of the other side. The path can have twists, turns, and swirls in the middle; just make sure it starts in the middle edge of one side and ends in the middle edge of the other side. Make an example to help kids understand. Lead the children to line up their papers on the floor (putting short sides together) to make one large path. Allow children to help you put down tape to keep the path in place. Challenge children to follow along the path with their finger or a toy car.

SAY “Look at the long and swirling path you made. That looks like it would be fun to travel along. Paul and Barnabas traveled to many different places to tell people about Jesus. Did you know that you can tell people about Jesus? What would you tell someone about Jesus?”

TRAVEL AND SING

Before the session, write Lystra and Derbe on separate pieces of paper and then tape the papers on opposite sides of the room. Gather children in a central area of the classroom and distribute rhythm instruments to each child. Lead preschoolers to march around the room while chanting “J-E-S-U-S” and playing their rhythm instruments. Bring preschoolers to the Lystra sign. Read the sign and review the portion of the Bible story that occurred in Lystra. Lead children in a song such as “Jesus Loves Me.” Continue marching around the room and stop at the Derbe sign. Read the sign and review that portion of the Bible story. Invite children to join you in singing “God Is So Good.” Lead children back to the center of the room and play the song “To Save the World (John 3:17)” and encourage preschoolers to sing and play their instruments.

SAY “We traveled around the room and sang songs about Jesus. Paul and Barnabas traveled to the towns of Lystra and Derbe, telling the people there the good news about Jesus. Paul and Barnabas shared the good news about Jesus with anyone who would listen. Many people believed in Jesus, and the church grew. The Holy Spirit helps all of Jesus’ followers tell others about Jesus so they can believe and be saved from their sins.”



THE MISSION OF THE GOSPEL

TRACE WITH CARS

Tape a large piece of paper to the floor. Write JESUS in very large letters, making sure to leave a large blank border around the edges of the paper. Tape washable markers of various colors to the bumper of toy cars so that when you push a car, it makes a line behind it. Invite children to trace the word JESUS with the cars. (Note: Make sure the tip of the marker is level with the bottom of the car so that when the cars are pushed along the paper, a mark will be made.)

SAY “ Look at all the different colors on each letter. Each of you traced the name JESUS. Each of us can tell people about Jesus. The Holy Spirit helps us to tell others about Jesus so they can be saved from their sins. **Who can be saved? Anyone who trusts in Jesus is forgiven of their sins.** ”

DO A LEI RELAY



Place two hula hoops side by side at one end of the room. Form two teams and line each team up in front of their hoop on the opposite side of the room. Place leis (one per team member) inside each hoop. Explain that the first player on each team will walk down, grab a lei, and put it around his neck before walking back to his team. The player should transfer his lei to the next player, who will walk down to get another lei to put around her neck. She will come back and transfer both leis to the next player. Continue until the last player returns with all the leis around his neck. Play additional rounds with different preschoolers at the end of the line. Close in prayer, thanking God for the missionary work of Betsey Stockton in Hawaii.

SAY “ This flower necklace is called a lei. Leis are often given to visitors in Hawaii and used in special celebrations. Betsey Stockton served as a missionary and teacher in Hawaii about 200 years ago. ”

2 TRANSITION

Invite preschoolers to complete their coloring pages. Consider leading preschoolers to sing the key passage song or involving them in a simple game to practice the key passage or big picture question. If parents are picking up children at this time, tell them something that their child enjoyed doing or did well during the session. Give parents the completed activity page. Distribute the big picture cards for families. Encourage parents to engage with the family discussion starters and family activities during the week.