


## Grades 1-3 Lesson Template

Where	Who and What	What you Need
Classroom	Teacher takes attendance Give students a sticker	Paper on table, check off who is here, put onto the clipboard
	Play fruit basket upset: see directions on page	Activity Page
Large Group	<b>Large Group Time:</b> Leader is Amanda. She will get you when ready	
Classroom:	Page 84 Give Bibles to kids and have them find the book of Galatians. Read chapter 5:13-14 with the class.	
	Read questions on pg. 84	
	Fruit of the Spirit maze and wordsearch	Activity Page
	Give out new memory verse card to those who don't have one (handed out last week)	Memory Verse cards  Frames - if needed



UNIT 29 | SESSION 4

## THE HOLY SPIRIT CHANGES US

### GALATIANS 5

**KEY PASSAGE:**

Galatians 5:22-23

**BIG PICTURE QUESTION:**

How does the Holy Spirit help Christians? The Holy Spirit comforts us, shows us our sin, and guides us as we live for God's glory.

**CHRIST CONNECTION:**

The Holy Spirit changes our minds and hearts so that we want to obey God, and He gives us power to obey. The Holy Spirit guides us as believers as we live out God's mission for us to share the gospel in all the world.

# Fruit of the Spirit Basket Upset

---

Based on Galatians 5:22-23:

“But the fruit of the Spirit is love, joy, peace, patience, kindness, goodness, faithfulness, gentleness, and self-control.”

## Setup:

- Arrange chairs in a circle — one for each player except one.
- Choose 4–5 of the Fruit of the Spirit words (e.g., Love, Joy, Peace, Patience, Kindness).
- Assign each child a word (some children will share the same word).
- One child stands in the middle and is “it.”



## How to Play:

1. The person in the middle calls out one of the fruit words (e.g., “Kindness!”).
2. Everyone who has been assigned that word must get up and switch seats.
3. The person in the middle tries to grab an empty seat.
4. One child will be left without a seat and becomes the new person in the middle.



## Special Call:

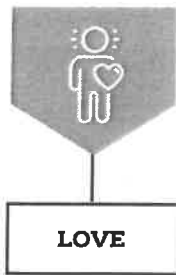
Instead of a fruit word, the person in the middle can shout: “Fruit of the Spirit Upset!”

- Then everyone must get up and find a new seat.



## Optional Add-Ons:

- Have kids wear colored name tags with their word.
- Briefly explain what each word means before a round.
- Turn it into a memory game by removing tags after a few rounds.



## THE GOD OF THE GOSPEL

### **LOVE** God by Applying the Story

#### **1 REVIEW & BIBLE SKILLS** (5 minutes)

Distribute Bibles. Guide kids to open their Bibles to Galatians 5. Explain Galatians is the ninth book of the New Testament and is a letter from Paul to the Christians in Galatia. Tell kids that this letter was written for many churches in the area of Galatia, now modern-day Turkey. Share that these churches were made up of Jewish and Gentile Christians.

Choose a volunteer to read aloud Galatians 5:13-14 or ask the kids to follow along as you read the verses aloud. Consider pointing out the location of Galatia (B8) on the New Testament Mediterranean Map.

**SAY** Paul reminded the Galatian churches that they were freed from trying to be saved through obeying the law. Jesus has freed anyone who believes in Him because He lived perfectly in our place and died for our sin. Paul wanted the Christians to use their freedom to show they love one another.

When we trust in Jesus and the Holy Spirit lives in us, we can show we love one another. The fruit of the Spirit is the proof that Jesus lives in us because now we act more like Him. If we show kindness to someone who is mean or gentleness toward our friend or patience with our brother, then we are loving our neighbor as ourself.

#### **2 GROUP DISCUSSION** (10 minutes)

Ask the following questions. Lead the group to discuss.

**SAY** Has the Holy Spirit helped you obey God's Word? When? How did He help you obey?

Answers will vary. Remind kids that the Holy Spirit is equally God and that He lives in us when we trust in Jesus. Tell kids that when we seek to follow the Spirit, He changes our minds and hearts so that we want to obey God, and He gives us power to obey.


**SAY** Is there a fruit of the Spirit that seems hard for you to grow? Why?


Answers will vary. Discuss how growing the fruit of the Spirit takes time. Explain that just as a seed takes time to grow into a tree that produces fruit, so does our spiritual fruit take time to grow. Encourage kids to remember that God has given us our Helper, the Holy Spirit, and that He gives us the power to produce good fruit.

**SAY** Choose one fruit of the Spirit. Can you give me an example of how that fruit shows we love God or people? Explain.

Answers will vary. Help kids understand practical ways we can see the fruit of the Spirit at work in our lives. For example, being joyful even when times are hard shows we love God by trusting that He is in control, or having self-control when we are upset shows we love our neighbor because we choose not to react in anger. Remind kids that when we display the fruit of the Spirit, others can see Jesus in us and see how His power changes us.

Transition from **LOVE** to **LIVE**





# Fruits of the Spirit




J Q U J T L D B P F T F S X  
O Q E F S E F N G U A O E I  
Y G C F J L A E L J R G L X  
X U M P A T I E N C E E F L  
P V C B V Y T N L B P N C I  
N F O I Q S H G D W F T O P  
K S P X T E F O A A E L N M  
V I L E D W U O Q J C E T U  
C B N O A G L D Y Z V N R R  
R X K D V C N N W S X E O F  
O H V C N E E E D R P S L K  
T W Y I R E S S X V E S Z C  
I Z L N B W S S U D N C P F  
M N G Z C S W S Y U R N M P

LOVE  
PATIENCE  
FAITHFULNESS

JOY  
KINDNESS  
SELF CONTROL

PEACE  
GOODNESS  
GENTLENESS





# Collect the Fruit

**INSTRUCTIONS:** The Holy Spirit changes us to bear good fruit for Jesus' glory. Finish the maze by collecting the fruit from start to finish.

