


Preschool Lesson Template

Where	Who and What	What you Need
Classroom	Teacher takes attendance Give students a sticker	Paper on table, check off who is here, put onto the clipboard
	Daytime or Night time : pg. 109	
Large Group	Large Group Time: Leader is Amanda.. She will come and get you.	
	Make Glowing Art pg. 113 Make sure to talk about how when Jesus died it was very dark. When he rose again, it was very light!	Highlighters Black lights Paper
	What comes next? Worksheet	Worksheet



WELCOME Preschoolers

Post an allergy alert, if needed. Set out supplies to engage preschoolers as they arrive. Play music as you welcome preschoolers. Greet children by name at eye level. Follow your church's security procedures.

1 ACTIVITY PAGE

Lead preschoolers to complete "What Comes Next?" on the activity page.

SAY *You guessed the patterns! We will hear about some of these items in our Bible story today, although nothing happened like people would have guessed.*

2 SESSION STARTER

Use one or both of the following options to engage curiosity about today's Bible story.

DECIDE DAYTIME OR NIGHTTIME



Explain to preschoolers that if you name something that usually happens at nighttime, they should lay down and pretend to sleep. But if you name something that usually happens in the daytime, they should jump up and make a large circle overhead with their arms like the sun. Name familiar preschool activities like "go to the library," "look at the stars," "eat lunch," and "put on pajamas." Continue play as desired.

SAY *We know what usually happens at either daytime or nighttime. But in our Bible story today, we will hear about a very unusual day. The sun turned dark all afternoon!*

WORK LOCKS


Provide lock and latch boards or a variety of locks and keys for preschoolers to work. Talk about how locks are used as children play. Watch preschoolers closely and remind them to not put keys in their mouths.

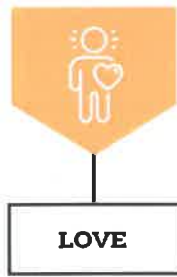
SAY *We use locks when we want to keep something safe. Banks use locks so no one can take the money; museums use locks so no one can take the art. The Roman governor, Pilate, wanted to keep people from stealing something but he didn't use a lock. Let's find out what he did in our Bible story today.*

3 TRANSITION TO LEARN

Gain preschoolers' attention by showing the countdown video, turning the lights off and on, or clapping a simple rhythm for children to copy. Invite preschoolers to march like soldiers as they transition to Learn.

Transition from **WELCOME** to **LEARN**





THE GOD OF THE GOSPEL

LOVE God because of what we learned

1 PRAY

Invite preschoolers to close their eyes and think about God as they talk with Him.

SAY 🕯️ *Jesus, we honor You as the Lamb who died to take away our sin and as our perfect King. We confess that we deserve to die because of our sin, but we thank you for loving us and dying in our place. Please help these children trust in You. Amen.* 🕯️

2 SNACK AND TALK



Post an allergy alert. Wash hands or use hand sanitizer. Serve a snack. Show the Bible story picture poster as you ask the following questions. Retell parts of the Bible story as needed.

SAY 🕯️ *What was your favorite part of today's Bible story?* 🕯️

SAY 🕯️ *What did you learn about God in today's Bible story?* 🕯️

SAY 🕯️ *Why did Jesus die on the cross?* 🕯️

SAY 🕯️ *How is Jesus the perfect King? Jesus perfectly rules over everything.* 🕯️

3 MAKE GLOWING ART

Write each child's name on a piece of copy paper. Remind children that the darkest day the world has ever seen—when Jesus died on the cross—became the brightest and happiest day when He rose from the dead. Distribute highlighters or florescent crayons. Encourage children to draw a crown, cross, stone, or anything else from the Bible story. Dim the lights and turn on a portable black light or black light flashlight. Shine the black light on each child's paper. Comment that the glowing art can remind them that Jesus is alive and always with them.



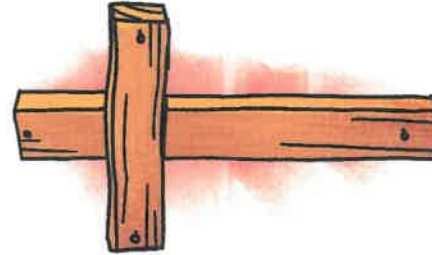


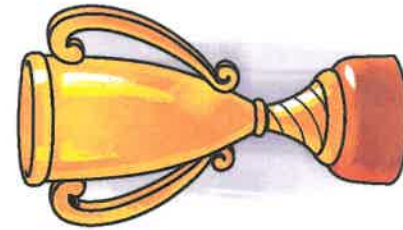
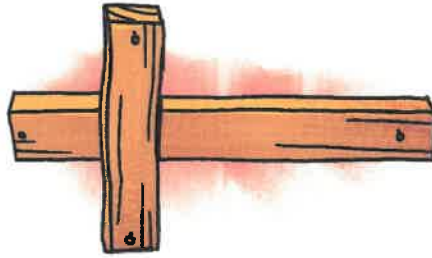

SAY 🕯️ *When Jesus died on the cross, the day turned dark. Jesus died for our sins so that we don't have to! We deserve to die because of our sin, but God loves us and sent Jesus—who never did anything wrong—to die in our place. On the third day, Jesus rose from the dead. When we trust in Jesus, God forgives our sin and gives us life with Him forever. He will never leave us alone, so we have nothing to fear!* 🕯️

Transition from **LOVE** to **LIVE**



What Comes Next?

INSTRUCTIONS: Circle which item at the end of each row comes next in the pattern.



NAME:



Jesus Was Crucified

BIBLE STORY SUMMARY:

- After Jesus was arrested and put on trial, the soldiers put a crown of thorns on Jesus' head and a purple robe on His back.
- Jesus was put on a cross.
- Jesus cried out and said, "It is finished!" Then Jesus died.
- Jesus was buried in a tomb. A large stone was rolled in front of the tomb.

CHRIST CONNECTION:

We deserve to die because of our sin, but God loves us and sent Jesus—who never did anything wrong—to die in our place. On the third day, Jesus rose from the dead. When we trust in Jesus, God forgives our sin and gives us life with Him forever.

KEY PASSAGE:

Revelation 5:13

BIG PICTURE QUESTION:

How is Jesus the perfect King? Jesus perfectly rules over everything.