


Gr. 1-3 Lesson Template

Where	Who and What	What you Need
Classroom	Teacher takes attendance Give students a sticker	Paper on table, check off who is here, put onto the clipboard
	Questions: Option 1 Direct the kids to think about questions they would ask God.	Page 4
	Could work on coloring the paper for the foldable craft. Be careful to color every other row. Then when starting to fold start up at the heart page and fold in.	
Large Group	Large Group Time: Leader is Amanda. She'll get you when ready.	
Classroom	Ask some questions of the questions on page 74: 1. Have you ever had questions or been confused like Nicodemus? What did you do? 2. How did this Bible story teach that Jesus can be found in the O.T.? 3. How did today's bible story make you more grateful for God's love for you? How can you show God you are thankful for his love?	See leaders guide if you want more answers
Classroom:	Color and fold paper to show the Bible verse John 3:16	Worksheet
	Give postcard and frame to those who do not have one yet.	



WELCOME Kids

Greet each kid as he or she arrives. Use this time to collect the offering, fill out attendance sheets, build relationships, and help new kids connect to your group.

SAY “What are some chores you have to do around your house? What is your least favorite? Can you earn anything by doing chores?”

1 ACTIVITY PAGE (5 minutes)

Invite kids to complete “The New Creation” on the activity page.

SAY “God gives us new life through faith in Jesus. Everyone Jesus saves will live with Him forever in the new creation. In today’s Bible story, we will learn about a man who did not understand how to have eternal life.”

2 SESSION STARTER (10 minutes)

☐ OPTION 1: QUESTIONS



Form kids into groups of three or four. Lead kids to think of questions they would like answered about Jesus and/or the world around them. Provide some examples to help prompt the discussion such as “Why did God create snakes?” “Did Jesus have homework?” “Did Jesus have a favorite color?”

Direct kids to share their questions as you write them down on a dry erase board. Encourage kids to remember that we may not know all the answers to the questions, but we can trust that God knows everything. Review the list of questions and discuss how God does not discourage our questions.

SAY “There are so many questions we might ask God! He knows everything and we can trust Him even if we don’t know the answer. But God does answer some of our questions in His Word. In today’s Bible story, a man had an important question for Jesus. Let’s read our story to learn what he asked and how Jesus answered him.”

☐ OPTION 2: GIFT WRAPPING CHALLENGE

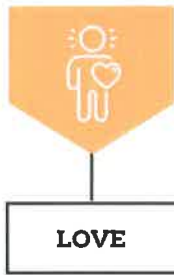
Before the session, gather items for kids to gift wrap such as pieces of candy, books, or containers of play dough. Form kids into teams of three or four. Give each team the same number of items to wrap, wrapping paper, and tape. Time kids to see who can wrap their gifts the fastest.

If time allows, add an additional challenge by directing teams to choose a kid from their team to wrap as a gift. Provide additional wrapping paper and tape as needed. The team to wrap the kid the fastest wins.

SAY “Who likes to receive a gift? [Allow responses.] It is exciting to unwrap a gift and see what someone gave you. The Bible teaches us that God has given us the best gift ever! In today’s story, a man named Nicodemus learned that Jesus is God’s gift to the world.”

Transition from **WELCOME** to **LEARN**





THE GOD OF THE GOSPEL

LOVE God by Applying the Story

1 REVIEW & BIBLE SKILLS (5 minutes)

Distribute Bibles. Guide kids to open their Bibles to John 3. Explain that John is found the New Testament. Remind kids that the Gospel of John teaches about Jesus' life, death, and resurrection.

Choose a volunteer to read aloud John 3:16 or ask the kids to follow along as you read the verses aloud. Consider pointing out the location of Jerusalem (H5), where Nicodemus met Jesus at night on the New Testament Israel Map.

SAY ☞ The salvation that Nicodemus wanted could not be earned through good works or obeying the law. Jesus told Nicodemus that the only way to be saved, forgiven, and have the gift of eternal life was to believe in Him.

God gave His only Son so that sinners could be saved. Jesus died while we were still sinners, showing that God's love for us is not based on how 'good' we are or how much we obey His law. God loves us because He made us, and He gave His Son, Jesus, so we could live with Him forever. ☞

2 GROUP DISCUSSION (10 minutes)

Ask the following questions. Lead the group to discuss.

SAY ☞ Have you ever had questions or been confused like Nicodemus? What did you do? ☞

Help kids understand that it is OK to have questions or not understand everything. Tell kids that God has answered the most important questions for us in His Word. Explain that He has told us how the world was made, why we were created, how sin cursed creation, and how Jesus came to redeem what sin had broken. Remind kids that they can turn to His Word to help them answer questions, go to a trusted adult, pray, and ask the Holy Spirit to help give them wisdom.

SAY ☞ How did this Bible story teach that Jesus can be found in the Old Testament? ☞

Remind kids that the Pharisees knew the law and studied Scripture. Tell kids that Nicodemus would have been familiar with the story of Moses and the bronze serpent. Lead kids to discuss how the bronze serpent was like a shadow that showed a picture of what Jesus would one day come to do. Remind kids that just as people looked to the serpent and trusted God to save them, so do we look to Jesus on the cross and trust Him to save us from our sin.

SAY ☞ How did today's Bible story make you more grateful for God's love for you? How can you show God you are thankful for His love? ☞

Answers will vary. Remind kids that God loves them and gave His most precious Son for them. Lead kids to discuss how they can show their love for God by loving others and telling them about how Jesus can save them from their sin.

Transition from **LOVE** to **LIVE**

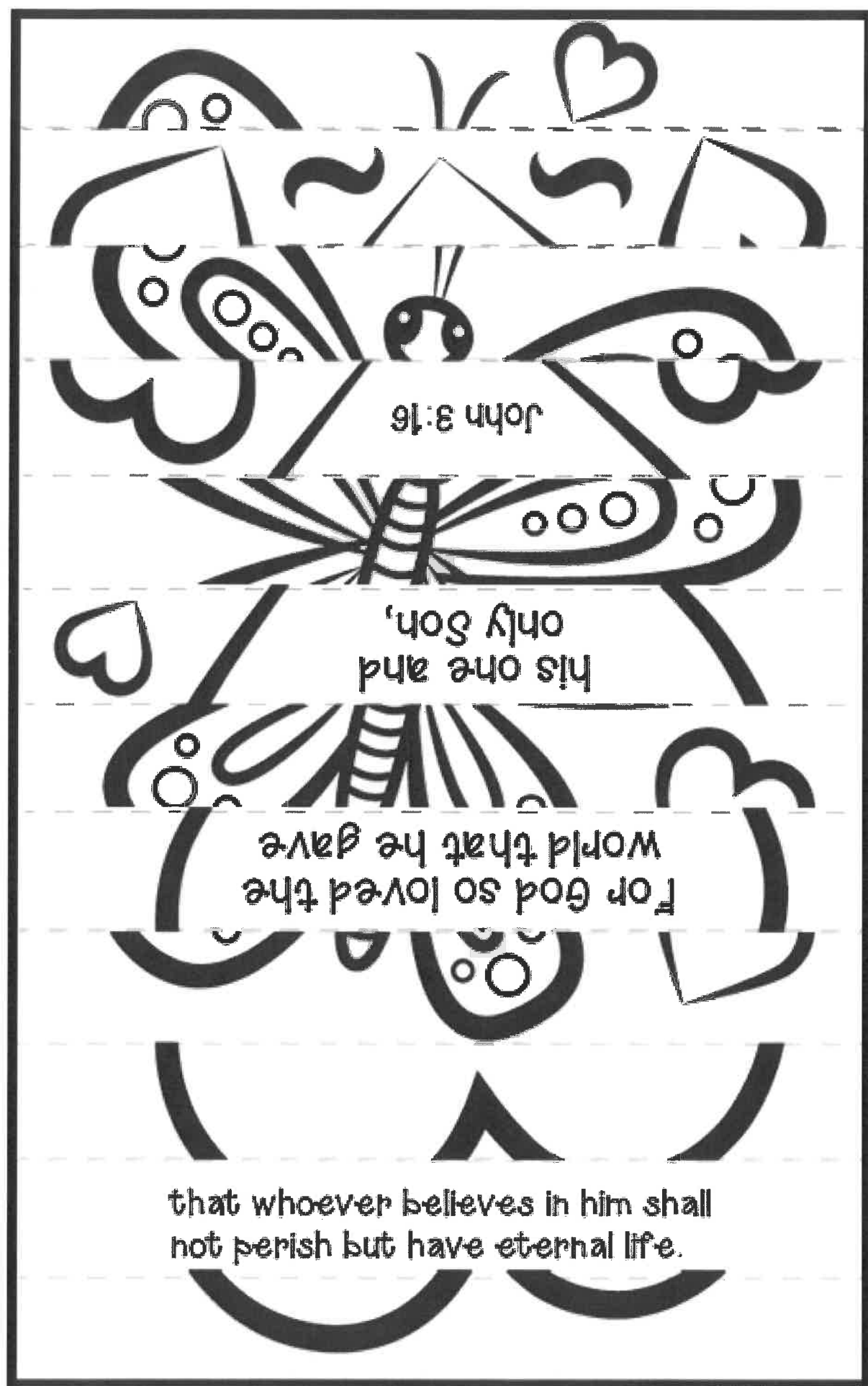




Copyright ©2022, Digital by Design, Inc.
Danielle's Place of Crafts and Activities

All rights reserved. No part of this publication may be reproduced or transmitted in any form or by any means, electronic or mechanical, including photocopying and recording, or by any information or storage retrieval system, except for local church or school use only. This copyright notice must be included in all copies. Requests for permission to copy this material for any other uses should be addressed to: Carolyn Warvel, 588 Duran Street, Henderson, NV 89015 or e-mail me at care@daniellesplace.com

Do not publish this document anywhere on the web.



that whoever believes in him shall
not perish but have eternal life.

