

Gr. 1-3 Lesson Template

Where	Who and What	What you Need
Classroom	Teacher takes attendance Give students a sticker	Paper on table, check off who is here, put onto the clipboard
	"Crack the Code" worksheet	Worksheet
	Ask your group, "Do you know what temptation means?" "When have you been tempted?" "What did you do?" Today our story is going to be about Jesus getting tempted by Satan.	
Large Group	Large Group Time: Leader is Lorene. She'll get you when ready.	
Classroom	Ask some questions 1) Does Jesus understand our temptations and struggles? Why? 2) Can we say no to temptation? Why? 3) Jesus used God's Word to trust God over the lies of the devil. How are you choosing to know and believe God's word?	See leaders guide if you want more answers
Classroom:	Jesus knew what the Bible said about God. It was one of the ways he knew that Satan was lying to him. It's important to know your Bible! Let's see what you know! Play a game: DID GOD SAY IT? Have everyone stand in a line. They take a step forward if they think the statement is true (God said it!) and a step back if God didn't say it. Read through the true and false statements and see if kids move accordingly.	
	Bible Scavenger Hunt - gr. 2 and 3 if have time. Can send home with them.	Worksheet

Crack the Code

INSTRUCTIONS: Use the symbols to decode the message.



**GEMSTONE
CODE**



D



E



I



J



V



N



R



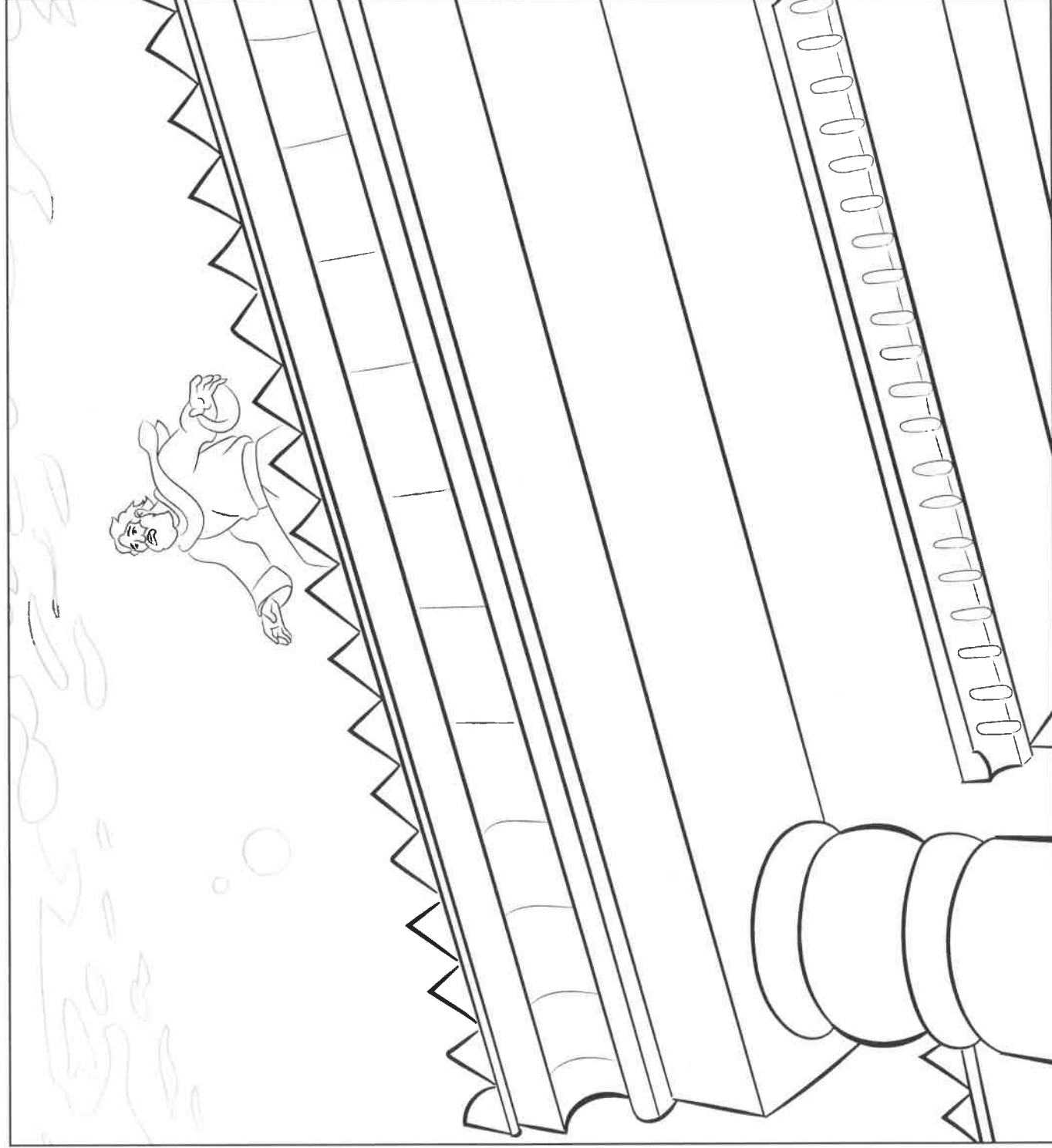
S



U



NAME: _____



Jesus Was Tempted

BIBLE STORY SUMMARY:

- After Jesus was baptized, the Holy Spirit led Him into the wilderness to be tempted by the devil.
- The devil came to Jesus and tempted Him three times. Jesus recited Scripture and resisted every temptation.
- Jesus trusted God at all times and never sinned. The devil left Jesus, and angels came right away to serve Jesus.


CHRIST CONNECTION:

Jesus was tempted, but He trusted God and never sinned. Jesus is perfect and righteous. A perfect sacrifice was required to take away sin. Jesus was that perfect sacrifice. He died on the cross to free us from sin and to give us the power to say no to temptation.

KEY PASSAGE: John 1:29

BIG PICTURE QUESTION:

What did Jesus do to save us? Jesus lived a sinless life, died on the cross, and rose from the dead.



THE GOD OF THE GOSPEL

LOVE God by Applying the Story

1 REVIEW & BIBLE SKILLS (5 minutes)

Memory Work:

Help kids memorize Psalm 23:1-2

Distribute Bibles. Guide kids to open their Bibles to Luke 4. Explain that Jesus' temptations happened in the wilderness. Tell kids that we do not know the exact location but this event is believed to have happened in the wilderness of Judea.

Choose a volunteer to read aloud Luke 4:13 or ask the kids to follow along as you read the verses aloud.

SAY *The devil thought he could trick Jesus into sinning. He tempted Jesus to make food when He was hungry, tried to get Jesus to test if God would save Him, and promised Him power. Jesus faced all the temptations that we face, but Jesus never sinned.*

The devil knew he had lost this fight and left until 'an opportune time'—a time when he thought he could win. When Jesus died on the cross, the devil thought he had finally won. But Jesus' death was always a part of God's plan. Jesus' death crushed Satan once and for all. Jesus rose again and defeated sin, death, and the devil.

2 GROUP DISCUSSION (10 minutes)

Ask the following questions. Lead the group to discuss.

SAY *Does Jesus understand our temptations and struggles? Why?*

Prompt kids to discuss how Jesus was fully God and fully man. Explain how Jesus got hungry, grew tired, felt pain, and experienced all the other parts of being human—except He never sinned. Lead kids to think about how Jesus understands how we feel when we are tempted or struggle. Encourage kids to remember that Jesus perfectly obeyed and is the Savior we need.

SAY *Can we say 'no' to temptation? Why?*

Lead kids to understand that our new life in Jesus gives us the power to say no to sin. Remind kids that while we do not perfectly obey like Jesus, we can turn away from sin through the power He provides. Encourage kids to turn to Jesus when they face temptations and ask Him to help them resist. Encourage kids to trust God and His Word over the lies of the devil.

SAY *Jesus used God's Word to trust God over the lies of the devil. How are you choosing to know and believe God's Word?*

Answers will vary. Encourage kids to be hearers and doers of God's Word. Remind them that reading the Bible helps change our hearts and minds to know and believe what is true. Lead kids to discuss how it is not enough to just know the Bible but that we must also act on the knowledge by faith. Remind kids that the Holy Spirit indwells believers to help them remember Scripture and trust its truth when we are tempted to sin.



LEARN

THE STORY OF THE GOSPEL

2 REVIEW THE BIBLE STORY

SAY “After 40 days of no food, the devil came to tempt Jesus. How many times did the devil tempt Jesus? **[Allow responses.]** The devil tempted Jesus three times. Why do you think the devil first tempted Jesus with bread? **[Allow responses.]** Jesus was hungry! After 40 days without eating any person would be hungry. But Jesus loved God, His Father. He loved God even more than food. Jesus trusted God to provide for Him.

The devil tempted Jesus two more times by trying to get Him to disobey God. Did Jesus ever sin? **[Allow responses.]** No, Jesus trusted God and resisted temptation by using the Word of God like a sword against the devil's lies. Jesus knew God would protect Him and be faithful to Him. Jesus also knew that only God is to be worshiped.

Jesus defeated the devil's temptations by trusting God. And He defeated the devil once and for all through His death and resurrection. **Jesus lived a sinless life, died on the cross, and rose from the dead.**

3 CHRIST CONNECTION

SAY “Jesus was tempted, but He trusted God and never sinned. Jesus is perfect and righteous. A perfect sacrifice was required to take away sin. Jesus was that perfect sacrifice. He died on the cross to free us from sin and to give us the power to say no to temptation.”

4 QUESTIONS FOR KIDS (3 minutes)

1. How long did Jesus fast (not eat food or water) for while he was in the desert? *40 days and nights*
2. Did Jesus listen to the devil? *No.* What did he do instead? *Trusted God*
3. How many times did the devil tempt Jesus? *3*

5 MEMORY WORK (3 minutes)

tbd

6 THE BLESSING (1 minute)

Invite kids to stand and hold out their hands as if receiving a gift while you read out the blessing.

SAY:

“The Lord bless you and keep you;
the Lord make his face to shine upon you and be gracious to you;
the Lord turn His face toward you and give you His peace now and forever. Amen.”

True or False: Things God Said

For Kids Ages 5-10

Read each sentence. Circle **True** or **False**.

1. God said, **"Let there be light."**
☐ True ☐ False

2. God said, **"You don't need to love other people."**
☐ True ☐ False

3. God said, **"Do not be afraid, for I am with you."**
☐ True ☐ False

4. God said, **"I made a mistake when I made you."**
☐ True ☐ False

5. God said, **"Love one another."**
☐ True ☐ False

6. God said, **"You are all on your own."**
☐ True ☐ False

7. God said, **"I will never leave you."**
☐ True ☐ False

8. God said, **"Being kind is not important."**
☐ True ☐ False

9. God said, **"I am your God."**
☐ True ☐ False

10. God said, **"You should only love your friends."**
☐ True ☐ False

11. God said, **"Trust Me."**
☐ True ☐ False

12. God said, **"I do not care when you are sad."**
☐ True ☐ False

13. God said, **"Follow Me."**

☐ True ☐ False


14. God said, **"You don't need to forgive others."**

☐ True ☐ False

15. God said, **"You belong to Me."**

☐ True ☐ False

Bonus Question

Which sentence helps you feel loved by God? Draw a heart  next to it.

Teacher/Parent Note: This activity helps children learn what God is really like by comparing true Bible truths with ideas that are not true about Him.



BIBLE SCAVENGER HUNT

Use your Bible to help you answer the questions below

1. The first book of the New Testament: _____
7
2. The book with the shortest title: _____
11
3. The last word of the Bible : _____
4
4. The number of books in the new testament: _____
13
- _____
8
5. The first book named after a woman: _____
1
6. The 3rd word of the Bible: _____
6 14
7. The 20th book of the Bible: _____
9
8. The testament Obadiah is in: _____
2
9. The number of chapters in Lamentations: _____
12
10. The book before Hosea: _____
5
11. The book after Titus: _____
3
12. The last word of the Bible : _____
10

Use your answers to help you uncover the hidden message below:

$$\begin{array}{ccccccc} \overline{7} & \overline{3} & \overline{10} & & \overline{13} & \overline{11} & \overline{1} & \overline{5} & & \overline{11} & \overline{12} & & \overline{6} & \overline{11} & \overline{5} \\ & & & & \overline{14} & \overline{8} & & \overline{4} & \overline{2} & \overline{14} & \overline{9} & \overline{10} & ! \end{array}$$

