

Grades 1-3 Lesson Template

Where	Who and What	What you Need
Classroom	Teacher takes attendance Give students a sticker	Paper on table, check off who is here, put onto the clipboard
	Temple Match Worksheet	Worksheet
	<p>Playdough: OPTION 1: SCULPT IT Provide kids with play dough, and challenge them to make pillars, bowls, and a door. Invite kids to display the items once they have sculpted them. Show a picture of the temple, either from the Bible Story Picture Poster or a picture you have printed. Tell kids that the items they sculpted were like some of the items found at the temple Solomon built.</p> <p>SAY Today, we will learn that Solomon built a temple for God to dwell with His people. The temple had large pillars, giant doors, bowls called basins, and much more. We'll see how Solomon took great care to lead workers to build the temple for God's glory.</p>	Playdough
Large Group	Large Group Time: Leader is Sophie. She will get you when ready	
Classroom:	Page 112: 1. Why wasn't the temple a permanent place for God to live? 2. What was the most special part of the temple? Why? 3. How can you live with God forever?	Bible Ask Questions
	Worksheet: My room for God would look like....build something with 50 blocks picture	Worksheet
	Summer Scripture Bingo - Hand out to students to bring home for the summer	Bingo Worksheet



WELCOME Kids

Greet each kid as he or she arrives. Use this time to collect the offering, fill out attendance sheets, build relationships, and help new kids connect to your group.

| **SAY** “What is something you have built or made? How long did it take you to make it?”

1 ACTIVITY PAGE (5 minutes)

Invite kids to complete “Temple Match” activity page.

| **SAY** “Today, we’ll see how **SOLOMON BUILT A TEMPLE FOR GOD TO DWELL WITH HIS PEOPLE.**”

2 SESSION STARTER (10 minutes)

OPTION 1: SCULPT IT



Provide kids with play dough, and challenge them to make pillars, bowls, and a door. Invite kids to display the items once they have sculpted them. Show a picture of the temple, either from the Bible Story Picture Poster or a picture you have printed. Tell kids that the items they sculpted were like some of the items found at the temple Solomon built.

| **SAY** “Today, we will learn that **SOLOMON BUILT A TEMPLE FOR GOD TO DWELL WITH HIS PEOPLE.** The temple had large pillars, giant doors, bowls called basins, and much more. We’ll see how Solomon took great care to lead workers to build the temple for God’s glory.”

OPTION 2: STACK IT

Before the session, place 10 plastic cups in a pyramid. Place a set of 18 plastic cups in a circular tower, with 6 cups on each level. Call the kids attention to each design. Then invite two kids to build each design. Distribute a set of 10 plastic cups to one kid and 18 cups to the other kid. When you say go, direct the kids to stack the cups in 30 seconds. Continue playing by inviting two new volunteers each round.

| **SAY** “Like you had a plan for how to stack the cups, Solomon had a plan for how to build a temple for the Lord. God had given Solomon great wisdom to build the temple. Today, we’ll learn how Solomon thought about every part of the temple and designed it to be a place worthy for God to dwell in.”

Transition from **WELCOME** to **LEARN**





THE GOD OF THE GOSPEL

LOVE God by Applying the Story

1 REVIEW & BIBLE SKILLS (5 minutes)

Distribute Bibles, and display the Old Testament Kingdoms Map. Invite kids to find 1 Kings in their Bibles. Practice finding a verse from chapters 6, 7, and 8.

Consider pointing out Jerusalem (H5) on the Old Testament Kingdoms Map. Choose a volunteer to read aloud 1 Kings 8:39, or ask the kids to follow along as you read the verse aloud.

SAY 🗨️ **God knows everything about the past, present, and future.** God also knows what is in each person's heart. He knows that our hearts are sinful. He knows we will sin even before we do. He also knows who will repent of sin and turn to Him. Solomon prayed, asking God to hear and forgive His people when they turned to Him and asked for forgiveness. We can ask God to forgive us when we sin too. God made the way for our sin to be forgiven for all time through Jesus. 🗨️

2 GROUP DISCUSSION (10 minutes)

Ask the following questions. Lead the group to discuss.

SAY 🗨️ **Why wasn't the temple a permanent place for God to live?** 🗨️

Remind kids that God is too great and too big to be confined to a building. Discuss how God planned for the Holy Spirit to live in His people so they could experience His presence wherever they are. Tell kids that God is building His people a forever home in the new heaven and earth.

SAY 🗨️ **What was the most special part of the temple? Why?** 🗨️

Share how the innermost part of the temple, where the ark of the covenant was placed, was the most special part of the temple. Tell kids this was also called the holy of holies. Explain how this was the place where God would meet with the high priest once a year. Remind kids that when God would meet with the high priest, he would offer a sacrifice to atone for his sin and the sins of the people.

SAY 🗨️ **How can you live with God forever?** 🗨️

Tell kids that God has made the way for them to live with Him forever through Jesus. Explain how Jesus paid the price for sin by His death on the cross. Remind kids that He rose again and defeated death. Share how anyone who repents and trusts in Him will live with God forever. Encourage kids to ask questions, or invite kids to look at the Gospel Plan Poster.

Transition from **LOVE** to **LIVE**



My God Room

Solomon made a dazzling and amazing room especially for God.



My room for God would look like:

A large, empty rectangular box with a black border, intended for drawing or writing a description of the room.

TRY IT!

50 Block Temple



Solomon built a temple of stone blocks to honor God. This builder needs a plan for a temple using only 50 blocks. Here's what her temple could look like:

**Faith
on the Go!**


Today's Bible story, Builds the ,




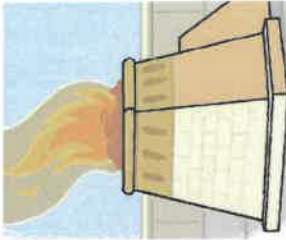

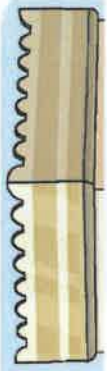
is from the book of **1 Kings**. First Kings is in the

Testament. There are two books called Kings. They come after the two books of Samuel.

Temple Match

INSTRUCTIONS: Solomon built the temple to worship God. Draw a line to match each object to its place on the picture of the temple.



					
CAST METAL BASIN	WASH BASINS AND CARTS	TEMPLE DOOR	BRONZE ALTAR FOR SACRIFICING	BRONZE COLUMN	TEMPLE ROOF

NAME:



Solomon Built the Temple
1 Kings 6–8

STORY POINT:

Solomon built a temple for God to dwell with His people.

CHRIST CONNECTION:

Solomon built the temple, but he knew that the fullness of God did not live there. Jesus is the fullness of God, and He came to dwell on earth (John 1:14). Only those who trust in Him will be forgiven of their sin and live with God forever.

KEY PASSAGE:

Proverbs 3:7

BIG PICTURE QUESTION:

What does God know? God knows everything about the past, present, and future.



Scan the QR code
for resources to
use at home!