


July 27.

Preschool Leaders Guide

Where	Who and What	What you Need
Classroom	Teacher takes attendance Give students a sticker	Paper on table, check off who is here, put onto the clipboard
	Kids can play with the toys while they arrive. Then try to play this game on page 60 under the heading "Introduce the Bible story". Kids need to stand up when you say something only God can do, and sit down when you say something they can do.	
Large Group	Large Group Time: Leader is Bryan. He will get you when she is ready!	
Classroom:	Coloring Page: Follow the path worksheet and coloring	Worksheet
	Spread out mats in the room and have children pretend they are sleeping. Review the story and have them act out the healing parts. See page 64.	Page 64
	Extra bingo pages to those who didn't get one last week	Bingo Papers



UNIT 32 | SESSION 1

PETER PERFORMED MIRACLES

ACTS 9

CHRIST CONNECTION:

God's Spirit gave Peter power to do miracles. People saw what happened and believed in Jesus. These miracles remind us of Jesus. Jesus' miracles proved that He is the Son of God.

BIG PICTURE QUESTION:

What is the church? The church is all Christians everywhere.

KEY PASSAGE PHRASE:


Like a body has many parts, the church has many people who work together.
1 Corinthians 12:12



THE STORY OF THE GOSPEL

LEARN the Bible Story

1 INTRODUCE THE BIBLE STORY



Invite children to play a game with you. Ask children to stand when you name things only God can do and sit when you name things anyone can do. (Examples: making the blind see, opening a door, making dead people come back to life, walking a dog, making the deaf hear, handing someone reading glasses, and book, making someone walk when that person has never been able to walk before, making cookies for a neighbor and so on)

SAY “ Things only God can do are called miracles. Today, we will learn about two miracles. God’s Spirit gave Peter power to do miracles. Without God’s Spirit, Peter would not have been able to do miracles. Let’s find out what happened! ”

2 TELL THE BIBLE STORY

Open your Bible to Acts 9:31-43 and tell the following Bible story.

PETER PERFORMED MIRACLES

SAY “ Peter was a leader in the early church. God gave Jesus’ friends power to heal people and to tell people about Jesus. The church was peaceful and strong, and more people joined the church.


Peter traveled to different places. He visited friends in a town called Lydda (LID uh). A man named Aeneas (ih NEE uhs) lived there. Aeneas could not walk and had to stay in bed. Peter said to him, “Aeneas, Jesus heals you. Get up and make your bed.” Aeneas got up right away! When this happened, many people believed in Jesus.

A woman named Dorcas lived in a city called Joppa (JAHHP uh). Dorcas loved Jesus and was always helping people in need. But Dorcas got sick and died.

Peter went to Joppa to the house where Dorcas’ body lay. Peter knelt down beside her body and prayed. Then Peter said, “Dorcas, get up.”

Dorcas opened her eyes and sat up. Peter called for Jesus’ friends, and they saw that Dorcas was alive! When people heard what happened, many people believed in Jesus. ”

Christ Connection: God’s Spirit gave Peter power to do miracles. People saw what happened and believed in Jesus. These miracles remind us of Jesus. Jesus’ miracles proved that He is the Son of God.



TEACHING HOUR

BONUS Teaching Hour Group Time

1 LAY ON FLOOR MAT “BEDS”



Greet children in group time by inviting them to take a nap mat or small blanket to make a floor mat “bed.” Children should spread the mat on the floor and lie down on it. Remind preschoolers that Aeneas and Dorcas were both on a bed when Peter got to them. Tell them to listen closely to the story. At the end of the story, lead preschoolers to sit up like Dorcas sat up.

2 TALK ABOUT THE BIBLE STORY

Open the Bible to Acts 9:31-43. Use the summarized points below to talk about the Bible story.

PETER PERFORMED MIRACLES

- God gave Jesus’ friends power to heal people and to tell people about Jesus. Peter was a leader in the church. He went to visit friends in different towns.
- Peter visited Aeneas (ih NEE uhs). Aeneas could not walk. He had to stay in bed. Peter said, “Jesus heals you! Get up and make your bed.” Aeneas got up right away! When this happened, many people believed in Jesus.
- Then, Peter went to another city. A woman named Dorcas loved Jesus and helped people. But Dorcas got sick and died.
- Peter went to her body. He prayed and said, “Get up.” Dorcas opened her eyes and sat up! When this happened, many people believed in Jesus.

3 SING A SONG

Sing the song to the familiar tune of “B-I-N-G-O.”

“Like a body has many parts
The church has many people
Who work together,
Who work together,
Who work together.
1 Corinthians 12:12”

4 SAY THE KEY PASSAGE PHRASE


Place the key passage phrase marker at 1 Corinthians 12:12. Invite a child to open your Bible to the key passage. Invite children to stand and sit on alternating words as you say the key passage phrase together two times.

5 PRAY

Pray and ask God to help us tell others about Jesus. Thank God for His Spirit who gives us the power to help us obey Him.

Follow the Path

INSTRUCTIONS: God's Spirit gave Peter power to do miracles. Follow the path to get Peter to Aeneas and to Dorcas.





NAME:



Peter Performed Miracles

BIBLE STORY SUMMARY:

- God gave Jesus' friends power to heal people. Jesus' friend Peter healed Aeneas, who could not walk. Peter said, "Jesus heals you!" and Aeneas got up right away! Many people believed in Jesus.
- Then Dorcas got sick and died. Peter prayed and said, "Get up." Dorcas opened her eyes and sat up! When this happened, many people believed in Jesus.

CHRIST CONNECTION:

God's Spirit gave Peter power to do miracles. People saw what happened and believed in Jesus. These miracles remind us of Jesus. Jesus' miracles proved that He is the Son of God.

KEY PASSAGE PHRASE:

Like a body has many parts, the church has many people who work together.
1 Corinthians 12:12

BIG PICTURE QUESTION:

What is the church? The church is all Christians everywhere.