


## Preschool Leaders Guide

Where	Who and What	What you Need
Classroom	Teacher takes attendance Give students a sticker	Paper on table, check off who is here, put onto the clipboard
	As children enter the classroom, bend down and greet them face to face. Say to the children that today's Bible story is going to take place at a desert road. Show children the table with the blocks and the bin of sand. Tell the children that there is a lot of sand in the desert. Invite them to build with the blocks in the "desert".  *Try to keep the sand neat". Might need to take turns  See page 39	Blocks Sand
Large Group	<b>Large Group Time:</b> Leader is Lorene. She will get you when she is ready!	
Classroom:	Coloring Page: Roll it up as a scroll as explained on page 42	
	Draw a J in the sand Page 45	
	Share GOod news (telephone game) p. 45	
	Extra bingo pages to those who didn't get one last week	Bingo Papers



Provide as many learning activities as possible from the Love and Live sections to give preschoolers choices to learn. Incorporate the Bible story, the Christ connection, and key passage phrase in your conversations as the preschoolers engage in learning activities throughout the session.

## WELCOME

Use the following activity to greet children as they enter the classroom. Talk about the big picture question and answer. After each child completes the welcome activity, encourage him to participate in the activities provided from the Love and Live sections of the leader guide.

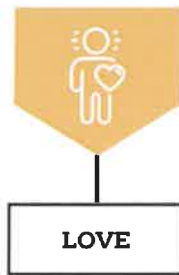
### BUILD WITH BLOCKS ON A DESERT ROAD

Position a table just inside the classroom door. Display the big picture question and poster on a wall near the table. Place a shallow layer of sand into a large bin. Place the prepared bin and a variety of building blocks on the table. As children enter the classroom, bend down and greet them face to face. Say to the children that today's Bible story is going to take place at a desert road. Show children the table with the blocks and the bin of sand. Tell the children that there is a lot of sand in the desert. Invite them to build with the blocks in the "desert". As children are building with the blocks in the sand, point to and read the big picture question poster to them several times.

**SAY** “Welcome to church. What are you building along the desert road today? [Give children time to answer the question.] In today's Bible story, a man named Philip was told to go to a desert road. Philip met someone there who wanted to know all about Jesus. Listen to our big picture question. It asks, **Why did Jesus become a person?** The answer is, **Jesus became a person to rescue sinners.** Philip told the person he met this very, very good news about Jesus.”

Transition from **WELCOME** to **LEARN**





## THE GOD OF THE GOSPEL

### **LOVE** God because of what we learned

#### **1 ROLL A SCROLL**



Distribute markers, crayons, and construction paper to the children. Invite children to draw a picture of Jesus, or any other Bible story picture on their piece of paper. When the child has finished drawing, show him how to roll his piece of paper up like a scroll. Secure the rolled scroll with a piece of tape. Write the child's name on the outside of the scroll before setting it aside.

**SAY** *Philip met a man from Ethiopia who was reading the words of the prophet Isaiah. Philip asked the man if he understood what he was reading. The man said that he needed someone to teach him. The man then invited Philip into his chariot to explain what the words meant. Philip told the man that Isaiah was talking about the Messiah—Jesus! The Holy Spirit led Philip to help the man understand the good news: Jesus died on the cross for our sins, and He is alive.*

#### **2 PAINT WITH HORSE FEET**

Pour a thin layer of paint onto a foam plate. Help a child to put on a paint smock. Lay a piece of construction paper in front of her on a preschool-height table. Demonstrate how to dip the horse figure's feet into the paint and then to press the feet onto the paper creating footprints. Encourage the child to make several sets of prints on her paper. When the child is finished with her painting, write, "Philip taught about Jesus" on the paper and set it aside to dry.

**SAY** *Chariots are pulled by horses. The Holy Spirit led Philip to a desert road and to a man from Ethiopia. The man invited Philip into his chariot to help him understand the words that he was reading from the prophet Isaiah. Philip told the man that Isaiah was talking about the Messiah—Jesus. Philip helped the man understand the good news about Jesus: Jesus died on the cross for our sins, and He is alive.*


#### **3 MAKE AND DRIVE A CHARIOT**

Before the session, cut away one of the short sides of the rectangular box. Show children the box and tell them that you would like their help in building a chariot. Direct the children to tape a paper plate "wheel" to each side of the box. Provide markers, and stickers and guide children to decorate the box. When the children are finished, prompt them to put two chairs for "horses" in front of the box. Encourage children to take turns pretending to drive the chariot or sitting in the chairs as the "horses" for the chariot.

**SAY** *A man from Ethiopia invited Philip into his chariot so that Philip could teach him. The man was reading words from the book of Isaiah about the Messiah. Philip told the man the good news about Jesus. The man went home happy because he believed in Jesus. The Holy Spirit led Philip to help the man understand the good news about Jesus: Jesus died on the cross for our sins, and He is alive.*

Transition from **LOVE** to **LIVE**





## TEACHING HOUR

### BONUS Teaching Hour Activities

#### 6 SHARE GOOD NEWS



Guide the children to sit on the floor in a circle. Tell the children that you are going to walk around the circle, stopping at times to whisper a good news message in a child's ear. Then, instruct the child to speak the message he heard. Continue walking, whispering a message, and guiding the child to say the message until every child has had a turn. (Example messages: the book of Isaiah told about Jesus; Jesus died for our sins; Jesus took our punishment; the Ethiopian believed in Jesus; Jesus is the Messiah; The Bible tells us about Jesus.)

**SAY** “ We heard a lot of good news messages about Jesus. Do you remember some of those messages? The man in our Bible story heard some very good news. Philip told him that the man he read about in Isaiah, the Messiah, is Jesus. The man believed in Jesus and went home happy. The Holy Spirit led Philip to help the man understand the good news about Jesus: Jesus died on the cross for our sins, and He is alive. ”

#### 7 DRIVE VEHICLES AROUND THE WORLD

Place a globe and vehicles on the floor or on a tabletop. Point to the globe and say to the children that this globe represents our world. Show the children where they live on the globe. Point out other places that they may know. Prompt the children to drive vehicles on the floor around the globe. As children play, remind them that everyone in the world needs to know the good news about Jesus.

**SAY** “ In our Bible story, an angel told Philip to go to a desert road. There, he met a man from Ethiopia. The man wanted to understand what he was reading from the book of Isaiah about the Messiah—Jesus. The Holy Spirit led Philip to help the man understand the good news about Jesus: Jesus died on the cross for our sins and He is alive. We can tell others about Jesus. ”

#### 8 DRAW A J IN SAND

Place a shallow layer of sand in a bin. Place the bin a pencil, and the key passage phrase marker on a low table. Demonstrate how to write in the sand with the eraser end of the pencil by drawing a capital letter J. Read the key passage phrase marker aloud. Give the child the pencil and encourage her to write a J. Then, prompt her to draw anything else that she wants. When she is finished drawing in the sand, tap the tray to clear the sand and invite another child to draw a J in the sand bin.

**SAY** “ J is for Jesus. An angel told Philip to go to a desert road. There he met a man reading from the book of Isaiah. Isaiah wrote about the Messiah, Jesus. We have also been learning from the book of Isaiah when we say our key passage. Our key passage says, ‘Jesus took our punishment, Isaiah 53:5.’ ”

Release preschoolers to parents according to your church's security procedure. Tell them something that their child enjoyed doing or did well during the session.

# What Comes Next?

**INSTRUCTIONS:** Philip met a man and told him about Jesus. In each row of pictures, circle the picture on the right that comes next in the pattern.

