



UNIT 33 | SESSION 2

PAUL BECAME A MISSIONARY

ACTS 13–14

KEY PASSAGE:

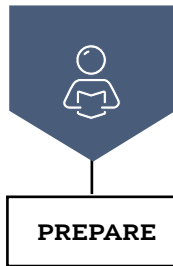
John 3:17

BIG PICTURE QUESTION:

Who can be saved? Anyone who trusts in Jesus can be forgiven of their sins and be right with God.

CHRIST CONNECTION:

God had a plan for Paul to share the gospel with Gentiles, no matter what troubles he faced. Many believed in Jesus. The church grew and the gospel spread so that people all over the world could be saved from their sins by trusting in Jesus.



PRIOR TO TEACHING THE SESSION



LEADER Bible Study

The beginnings of Paul's journey as a missionary in Acts 13–14 showcased the power and providence of God, even amid harsh persecution. From being sent out and set apart by the Holy Spirit to being wrongly celebrated as gods and experiencing mistreatment and stonings, Paul remained fixed on the hope he found in Jesus. No matter the circumstances he faced, he kept proclaiming Jesus' name and paving the way for the gospel to be known around the world.

What patterns do we see in Paul's life that propelled the gospel farther? What role do hardships play in our spiritual lives as we, too, seek to live on mission for Christ and His good news of salvation?

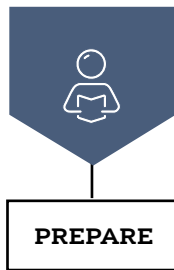
As we read of Paul's journeys, we find that he continually sought to abide in Christ through the spiritual disciplines of fasting, prayer, and sharing the gospel. We also see that he did not back down from difficult situations; not even false prophets and sorcerers could derail him from proclaiming God's truth! Despite the grueling hassles of life on the road and not having a place to call home, Paul chose obedience to God's calling above any earthly comfort as he trusted the glories of heaven far outweighed any momentary affliction.

While many insulted Paul, opposed him, and rejected the words of life he spoke, he shook the dust off his feet and pressed on, filled with joy and the Holy Spirit. This same Spirit that filled Paul and sustained him on his missionary journeys also lives in us who trust in Christ. Paul's dependence on the Spirit and his obedience to the gospel mission provide a model for us to follow as we seek to live on mission.

Encourage the kids you lead to recognize Paul's perseverance and how the love of Jesus compelled him to share the gospel no matter the difficulties he faced. Ask the Lord to assist you as you live out this conviction through teaching it to the next generation of Christ followers.

TERMS TO KNOW

Missionary: a Christian chosen by God who obeys His command to go and tell another group of people the good news about Jesus



PRIOR TO TEACHING THE SESSION

GATHER Supplies

Keep a regular supply of the following items available at all times: Bibles, pens or pencils, markers, crayons, colored pencils, scissors, glue or tape, paper.



WELCOME

Activity Page

- ☐ "A-Maze-ing Missions" activity page

Session Starter (Option 2)

- ☐ obstacle course items such as a chair, table, book, etc.
- ☐ timer or stopwatch



LEARN

Introduce the Session

- ☐ countdown video

Big Picture Question

- ☐ Big Picture Question Poster

Review the Timeline

- ☐ Giant Timeline

Tell the Bible Story

- ☐ "Paul Became a Missionary" video
- ☐ Bible Story Picture Poster
- ☐ New Testament Mediterranean Map (optional)

Questions from Kids

- ☐ "Unit 33, Session 2" questions from kids video

Missions Moment

- ☐ "Betsey Stockton Photo" printable

Key Passage Activity

- ☐ Key Passage Poster
- ☐ "Through Him (John 3:17)" song
- ☐ worship song of your choice (optional)
- ☐ note cards, 1 per kid



LOVE

Review & Bible Skills

- ☐ Small Group Timeline and Map Set (optional)



LIVE

Activity Choice (Option 1)

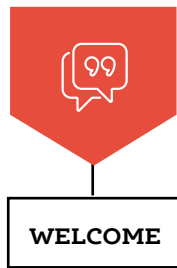
- ☐ circular slices of string cheese, 1 per kid
- ☐ long pieces of string cheese, 1 per kid
- ☐ thin triangular sliced kiwis, 3 per kid
- ☐ triangular pineapple slices, 5 per kid
- ☐ paper plates, 1 per kid

Activity Choice (Option 2)

- ☐ Big Picture Question Poster
- ☐ index cards

Reflection and Prayer

- ☐ Bible Story Coloring Page (optional)



WELCOME Kids

Greet each kid as he or she arrives. Use this time to collect the offering, fill out attendance sheets, build relationships, and help new kids connect to your group.

SAY “ If you were going on a journey, what things would you make sure to have with you? Why? What do you think is the most important to take? ”

1 ACTIVITY PAGE (5 minutes)

Invite kids to complete “A-Maze-ing Missions” on the activity page.

SAY “ In today’s Bible story, we are going to discover how Paul traveled to all these places, telling others about Jesus, as he became a missionary. ”

2 SESSION STARTER (10 minutes)

☐ OPTION 1: CHOSEN



Lead kids to sit in a large circle. Explain that while they close their eyes, you will tap one kid on the head to perform a mission. Assign the mission by whispering it in the kid’s ear. Consider choosing one of the following missions: turn off the lights, place a ball in the middle of the circle, take off your shoes, move to a different spot in the room, etc. Tell kids that when they open their eyes, they need to determine what the kid’s mission was. Offer hints if kids are unable to determine it right away. Continue playing, choosing different kids for a new mission each round.

SAY “ When kids were chosen, they had a specific mission assigned to them. Today, we will learn how Paul was chosen for a specific mission by God. Paul was called to be a missionary, traveling to many cities while preaching the good news of Jesus. Let’s get ready to learn more. ”

☐ OPTION 2: OBSTACLE JOURNEY

Before the session, create an obstacle course using items present in the room such as a table the kids must go under, a chair they must go around, a book they must step over, a Bible they must pick up along the way, etc. Reveal the specific path kids must follow on their obstacle journey. Tell kids that you will time them as they travel through the obstacle course. Challenge kids to complete the course as fast as they can without straying from the correct path you showed them. Reveal the top three fastest times. Consider having a showdown of the top three fastest times to determine the final winner

SAY “ The journey you traveled around the room had quite a few obstacles to overcome. The apostle Paul also faced obstacles on his missionary journeys. Today, we will learn how Paul became a missionary and some of the obstacles he faced as he shared the gospel. ”

Transition from **WELCOME** to **LEARN**





THE STORY OF THE GOSPEL

INTRODUCE the Bible Story

1 INTRODUCE THE SESSION (3 minutes)

Show the countdown video as you transition to introduce the Bible story. Set it to end as the session begins.

SAY “Hi, kids! My name is [your name]. I am glad you are here as we uncover more truths from God’s Word and learn how Paul became a missionary. If you have your Bible, please take it out. [Distribute Bibles to kids who need one.]

The Bible tells us the best news ever! Through God’s Word, we learn that God loves us so much, He sent His Son, Jesus, to save us from our sins. The apostle Paul believed this good news needed to be shared with everyone. Today, we will learn how Paul became a missionary and traveled to different cities while preaching the gospel. ”

2 BIG PICTURE QUESTION (1 minute)

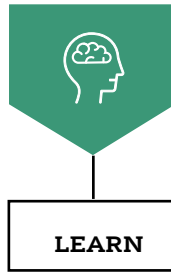
SAY “Let’s review our big picture question. Does anyone remember it? [Allow responses.] Our big picture question is, **Who can be saved?** Does anyone remember the answer? [Allow responses.] **Anyone who trusts in Jesus can be forgiven of their sins and be right with God.**

Last week, we learned that Saul (who was also called Paul) was saved from his sins when he met Jesus on the road to Damascus. Paul’s encounter with Jesus not only saved him from his sins, but changed his life so much that he desired to tell everyone the good news. In today’s Bible story, we’ll learn how Paul became a missionary and wanted to tell all people about Jesus. ”

3 REVIEW THE TIMELINE (1 minute)

Show the giant timeline. Point to individual Bible stories as you review.

SAY “Last week, we learned how Paul became a Christian. Paul encountered Jesus on the road to Damascus and his life was never the same. We heard how God changed Paul from the inside out. He started to preach that Jesus is the Son of God. Today, we will learn how Paul became a missionary, and how he shared the good news of Jesus with all people, whether Jew or Gentile. ”



THE STORY OF THE GOSPEL

LEARN the Bible Story

1 TELL THE BIBLE STORY: VIDEO OR STORYTELLER (10 minutes)

Open your Bible to Acts 13–14. Use the Bible storytelling tips to help you tell the story, or show the Bible story video “Paul Became a Missionary.” Use the bold text to retell or review the story.

PAUL BECAME A MISSIONARY

“ After Saul left Damascus, he first traveled to Jerusalem and then to Tarsus. Later, Barnabas brought Saul to Antioch. **Saul, who was also known by his Roman name, Paul, was with the church in Antioch. The Holy Spirit chose Paul and another believer, Barnabas, for a special work. So they obeyed and left Antioch. God led Paul and Barnabas to tell the good news about Jesus to not only the Jews, but the Gentiles—or people who were not Jews.**

Paul and Barnabas traveled to Lystra (LISS truh). Paul healed a man there who had never been able to walk. The people saw what Paul had done, and they thought Paul and Barnabas were gods! They began to worship them, but Paul and Barnabas tore their clothes and shouted, “No! We are not gods. We are men just like you! We want to tell you the good news of God.”

Then some people showed up from Antioch and Iconium (igh KOH nih uhm), cities where Paul and Barnabas had preached about Jesus. These people caused trouble so that the people in Lystra turned against Paul and Barnabas, too. They threw stones at Paul and dragged him out of the city. They thought he was dead, but the believers in Lystra gathered around Paul, and he got up.

The next day, Paul and Barnabas went to the city of Derbe (DUHR bih). They told people there about Jesus, and many people believed. Then Paul and Barnabas went back to Lystra and to Iconium. They encouraged the believers there to continue in the faith. They told the believers that they would face suffering because they believed in Jesus. Paul and Barnabas also chose leaders for the churches.

Christ Connection: God had a plan for Paul to share the gospel with Gentiles, no matter what troubles he faced. Many believed in Jesus. The church grew and the gospel spread so that people all over the world could be saved from their sins by trusting in Jesus. ”

STORYTELLING TIPS

Point to a map: Display the New Testament Mediterranean Map. Point to the cities of Antioch (E9), Antioch of Pisidia (D8), Lystra (E8), Iconium (D8), and Derbe (D8) when you tell about them in the story.

Pretend to travel: As you tell the story, move about the room and pretend you are traveling to the different cities mentioned. Invite kids to change locations with you.



THE STORY OF THE GOSPEL

2 REVIEW THE BIBLE STORY

SAY “ Last week, we learned how Saul, also called Paul, became a Christian. Does anyone remember how Paul changed? **[Allow responses.]** Once an enemy to Christians, Paul began sharing Jesus with others. After Paul spent time with other believers, the Holy Spirit chose Paul and Barnabas to become missionaries. A missionary is a Christian chosen by God who obeys His command to go and tell another group of people the good news about Jesus.

Paul and Barnabas began their missionary travels and went to the town of Lystra. But in Lystra, after Paul healed a man, Paul encountered an obstacle. What did the people in Lystra start to do to Paul and Barnabas? **[Allow responses.]** They began to worship them. Paul told the people that they were not gods. He tried to tell them about the one true God and His Son, Jesus.

Paul and Barnabas faced more trouble when some Jews from Iconium and Antioch turned people against them. Paul was dragged out of the city and stoned. Why do you think Paul didn't stop sharing about Jesus after almost being killed? **[Allow responses.]** Paul was willing to risk his life for the gospel because the gospel is the only way for people to be saved. When people hear about Jesus and trust in Him, they are saved from their sins.

Even though Paul and Barnabas had hardships on their missionary journey, many people trusted in Jesus. God chose Paul to be a missionary, and He used Paul to help people experience salvation and a changed life through faith in Jesus. ”

3 CHRIST CONNECTION

SAY “ God had a plan for Paul to share the gospel with Gentiles, no matter what troubles he faced. Many believed in Jesus. The church grew and the gospel spread so that people all over the world could be saved from their sins by trusting in Jesus. ”

(Tip: Use Scripture and the Gospel Plan Poster to explain how to become a Christian. Make sure kids know when and where they can ask questions.)

4 QUESTIONS FROM KIDS (3 minutes)

Show the “Unit 33, Session 2” questions from kids video. Prompt kids to discuss:

1. Why is the gospel called “good news” if Jesus had to die?
2. Who can you share the good news of Jesus with this week?

5 MISSIONS MOMENT (3 minutes)

Display the “Betsey Stockton Photo” as you tell the kids about the missionary.

SAY “ Betsey Stockton left for Hawaii with a team of missionaries. After a little over five months at sea, they arrived in Hawaii in April 1823. Betsey became the first unmarried American woman to travel overseas as a missionary, and the first African American woman to arrive in Hawaii.

Betsey was soon assigned to a mission in Lahaina (lah-HIGH-nah), Maui. She received permission to start a school for the Maka'ainana (MAH-kah ay-NAH-nah) people. Betsey learned the Hawaiian



THE STORY OF THE GOSPEL

native language. She taught history, English, Latin, and algebra at the school. ”

Tell kids the missionaries believed that Betsey’s work of helping the people to read and write was important for the people to understand the Bible. Share how Betsey also helped train the native Hawaiian teachers, who continued her work after she left Hawaii. Explain that although Betsey was only in Hawaii for two years, her work improved her skills as a teacher, had an impact on the native Hawaiian children, and helped the Hawaiian people see the importance of education. Pray, thanking God for Betsey’s willingness to travel to Hawaii to share the gospel. Ask God to call more missionaries who will take the gospel to more people groups.

6 KEY PASSAGE ACTIVITY (5 minutes)

Show the key passage poster. Lead kids in reading aloud John 3:17 together.

SAY “ Let’s create a note card of our key passage that we can give to someone who needs to hear the good news of Jesus. ”

Provide each kid with a blank note card. Lead kids to write the key passage on the note card by copying it from their Bible or from the key passage poster. Assist kids as needed.

Lead kids to sing “Through Him (John 3:17).” You may also choose to sing a worship song of your choice.

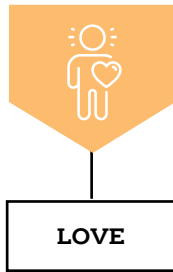
7 PRAY (2 minutes)

Invite kids to pray before transitioning to Love.

SAY “ God, thank You for the example that Paul set for us to follow as we share the good news with others. Help us be brave like Paul and share the good news with others. Amen. ”

Transition from **LEARN** to **LOVE**





THE GOD OF THE GOSPEL

LOVE God by Applying the Story

1 REVIEW & BIBLE SKILLS (5 minutes)

Distribute Bibles and display the New Testament Mediterranean Map. Guide kids to open their Bibles to Acts 13. Explain after the first four books of the New Testament called the Gospels, we find the book of Acts. Tell kids that Acts can be broken into four divisions: the church in Jerusalem (chapters 1–7), the church in Judea and Samaria (chapters 8–12), the church in Gentile territories (chapters 13–20), and Paul’s trials and voyage to Rome (chapters 21–28).

Consider pointing out the location of Antioch of Pisidia (D8) on the New Testament Israel Map. Choose a volunteer to read aloud Acts 13:47 or ask the kids to follow along as you read the verses aloud.

SAY “ Paul became a Christian when the bright light of Jesus shone around him. Even though Paul was blinded by the light, his spiritual eyes were opened to see and believe in Jesus. The Holy Spirit then set apart Paul to be a missionary to not only Jews but to the Gentiles. Paul was called to shine the light of Jesus on all people so that they could hear and believe the good news. ”

2 GROUP DISCUSSION (10 minutes)

Ask the following questions. Lead the group to discuss.

SAY “ Even though Paul and Barnabas faced troubles in the cities they went to, what was something good that happened? ”

Discuss how Paul and Barnabas led many people to trust in Jesus. Tell kids that they did not let their hardships keep them from telling people the most important news. Remind kids that they also showed others that Jesus is worth everything, even losing their lives. Tell kids that many churches were started as well.

SAY “ Why does God call missionaries? ”

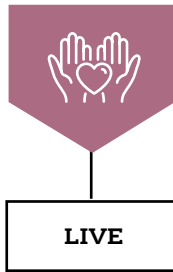
Remind kids that a missionary is a Christian chosen by God who obeys His command to go and tell another group of people the good news of Jesus. Discuss how missionaries are called to share the gospel because there may not be another Christian presence. Remind kids that all people need to hear the gospel to have an opportunity to trust in Jesus.

SAY “ God had a plan for Paul’s life even when he suffered. How can this truth encourage you when you face hard times? ”

Answers will vary. Remind kids that we are loved by God and that He always wants what is best for us. Tell kids that sometimes challenging times make us run to God more and help us trust Him in ways we never could without the challenges. Help kids understand that God is with us and gives us courage, like He did for Paul, when we have hardships.

Transition from **LOVE** to **LIVE**





THE MISSION OF THE GOSPEL

LIVE the Mission

1 ACTIVITY CHOICE (10 minutes)

☐ **OPTION 1: EDIBLE PICTURES**



Provide each kid with one circular slice of string cheese, a long piece of string cheese, three thinly triangular sliced kiwis, five triangular pineapple slices, and a paper plate. Tell kids the state flower of Hawaii is the Pua Aloalo (POO-wah AH-low-AH-low), or yellow hibiscus. Lead kids to make an edible picture of the yellow hibiscus using their foods. Direct kids to place the circular slice of cheese in the center of their plate and arrange the triangular pineapple slices around the cheese to create the petals of the flower. Next, make the leaves by placing the kiwis outside the petals. Finally, place the long piece of string cheese extending from the center of the flower outward. Invite kids to eat their edible picture.

SAY “Hawaii has a beautiful state flower! Betsey Stockton followed God’s call to tell the people of Hawaii about Jesus. Like Paul, she was willing to go to a far away place so people could hear the good news and be saved from their sin.”

☐ **OPTION 2: BIG PICTURE SCRAMBLE**



Before the session, write each word of the big picture answer on individual index cards. Create two sets. For larger groups, create additional sets.

Form kids into two teams. Lead each team to line up on one side of the room. Tell kids that on your start, one kid from each team will race to grab an index card that has a word from the big picture answer. Explain that teams will need to find each word to complete the big picture answer. When you say “Go,” throw the cards in the air and call the first kid from each team to grab one. Then tell another kid to come grab the next one and so on. Tell kids if they get a word they already have and do not need, they must send a kid to return the card and choose another. The first team to complete the big picture answer wins.

SAY “Anyone who trusts in Jesus can be forgiven of their sins and be right with God. Paul had experienced forgiveness and wanted to tell others this good news. Like Paul, we can share the gospel and pray others are saved.”

2 REFLECTION AND PRAYER (5 minutes)

Distribute a sheet of paper and pencil to each kid. Ask the kids to write about or draw a picture to answer the following questions:

- What does this story teach me about God or the gospel?
- What does this story teach me about myself?
- Who can I tell about this story?

Be sure to send the sheets home with the kids along with the activity pages so parents can continue to discuss the Bible story with their kids.

If time remains, take prayer requests or allow kids to complete the Bible story coloring page. Pray for your group.