

FRIENDED

JOHN 15:15

LESSON FOUR ◦ GRADES 1-3

WOULD YOU RATHER... SHOW LOVE OR NOT? QUIZ

Loving one another is what friends do! Are you great at loving others? Take this quiz to find out! Answer each question below as truthfully as you can. It only works if you're honest!

WOULD YOU RATHER

A Save the last slice of pizza for your little sibling

OR B Eat the last slice of pizza at dinner?

A Forgive your sister when she makes a mistake

OR B Make your sister pay for messing up?

A Listen to your friend talk about a tough situation

OR B Zone out because her story doesn't apply to you?

A Comfort your friend when her pet gets sick

OR B Leave your friend to be sad on her own?

A Spend part of your birthday money on a gift for someone

OR B Spend all your birthday money on yourself?

MOSTLY A'S:

Love Does

If you chose mostly A's, you love others often. That's great! But everyone needs help loving others better. Keep sharing the love and looking for ways you can love others well.



MOSTLY B'S:

Growing in Love

If you chose mostly B's, you are a "sometimes" friend. Sometimes you care about others, but sometimes not. Keep trying to think about others so you can be an "always" friend!

THE "ONE ANOTHERS"

Jesus loves you SO much. His love is an example of how we as "One Another" friends must love others.



LOVE ONE ANOTHER

Serve One Another

Pray for One Another


Accept One Another

Be Kind to One Another

Color in the "Love One Another" icon.

GOD'S WORD IS TRUTH

Today's lesson is found in 1 Samuel 18:1-4; 1 Samuel 16:1, 11-13; and John 13:34. Listen as your leader shares about what you learned today, and color in the hearts below.





EMOJI RESPONSE

Pick an emoji to describe your response to this lesson, and share with your group!



A LOVING HEART

We all need love. It's part of who we are! In the heart below, doodle some ways you feel most loved.



We are to love one another. Replace "one another" with some of the names of the people you see each day. Examples: Love Mom. Love my bus driver. Fill in the blank below with someone from your life!

Love _____

How often do you show love to others? Circle one!

Most of the time **Some of the time** **Never**

This week, love people more! Try to do one thing from your heart to show love to the person you put in the blank.

VERSE TO PRACTICE

Memorize this week's verse by saying it in all the different ways listed below.

Opera-style

A teeny-tiny whisper

Robot-style

Grizzly and gruff

In a rap

Like a whale

As fast as you can!

Smiling the whole time

STOP IN THE NAME OF LOVE CHALLENGE

To help you love others this week, follow the formula below. See how it helps you be a "One Another" friend!

The Love One Another Formula

Stop + Breathe + Look + Do = Love

STOP: Stop to remember Jesus loves you!

BREATHE: Take a deep breath to clear your mind.

LOOK: Look around. Who can you love?

DO: Do something about it! What does that person need?

Do your best to stop at least once a day. Color in a heart for every day you follow the formula.

Practice your memory verse in a different voice every day this week!

A new command I give you: Love one another. As I have loved you, so you must love one another.

John 13:34





REAL TALK Videos

Our "Real Talk" Team is here to remind you to be "One Another" friends! Watch Kamarah in this week's "Real Talk" video at bit.ly/FriendedRealTalk4.



Talking Together


THE THEME for this week is that Jesus loves you, so you must love one another!

TELL your grown-up about the command to love one another in **John 13:34** and share about how you could love others.

TRY IT yourself this week: **how can you love one another wherever you go?**

LOVING OTHERS MAKES SENSE

Use your five senses to help you love others. For example, use your eyes to see someone in need, and then help right then and there. You can also use your lips to say encouraging words, or use your ears to listen to others. As you color in the eye, nose, mouth, ear, and hand below, share about different ways you can use your senses to love this week!



L.O.V.E.

How can you love others this week? Use the letters L.O.V.E. to help you!

L stands for Look.

Draw eyes on the L and look for ways to love others.

O stands for Open.

Draw a heart in the O and be open to love however you can!

V stands for Verse.

Who gives you love in John 13:34 so you can love one another? Write His name on the V!

E stands for Everything.

Draw everything in the E. How can you love others in everything you do?

