

Grades 1-3 Lesson Template

Where	Who and What	What you Need
Classroom	Teacher takes attendance Give students a sticker	Paper on table, check off who is here, put onto the clipboard
	Sessions Starter: Option 1: Created things Face off Read through leader's guide to do this activity.	Leaders guide
Large Group	Large Group Time: Leader is Bryan. He'll get you when ready.	
Classroom:	Page 14 Love God by Applying the Story: Hand out Bibles Do the review and Bible skills section, as well as the group discussion questions	Leaders Guide Bibles
	Worksheet: Fill in answers about creation story	Worksheet
	Activity choice: Creation Charades on page 15	Leaders Guide



UNIT 1 | SESSION 1

GOD CREATED THE WORLD

GENESIS 1

KEY PASSAGE:


Psalm 19:1

BIG PICTURE QUESTION:

Why did God create everything? God created everything for His glory and our good.

CHRIST CONNECTION:

Jesus is Lord over all of creation. The Son has always existed. The Bible says everything was created by Him and for Him, and He holds everything together. All of creation exists to bring God glory.



WELCOME Kids

Greet each kid as he or she arrives. Use this time to collect the offering, fill out attendance sheets, ask kids about their week, and help new kids connect to your group.

SAY 🗨️ When you draw, build, or paint something, does it always turn out exactly as you imagine it in your mind? How does it feel when your creation doesn't match your imagination? 🗨️

1 ACTIVITY PAGE (5 minutes)

Invite kids to complete the "Just Six Days" activity page.

SAY 🗨️ It's amazing to think about all of creation being made in less than one week. The Bible teaches us that God created everything that exists in just six days. Today we will learn more about creation. We will focus on what creation can help us understand about God. 🗨️

2 SESSION STARTER (10 minutes)

☐ OPTION 1: CREATED THINGS FACE-OFF



Form two lines of kids. Invite the first kid in each line to step forward and face each other. Name a category (Examples: fruits, birds, fish, mammals, nuts). The kid who thinks of a fitting item first will say the item. The other kid will have 15 seconds to name a different item that also fits the category. If she is successful, the first kid must now think of a third item. When one kid is unable to think of an item, the other team gains a point.

Select the next kids from each team and play again with a new category. Play until all kids have had a turn. The team with the most points wins.

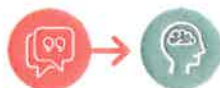
SAY 🗨️ It's hard to think of all the things God created, especially in a pinch! Imagine how amazing God must be to have created all those things out of nothing! God didn't just remember them, but created them out of nothing at all. Not even the idea of a fruit existed until God thought of it. We'll talk more about that soon. 🗨️


☐ OPTION 2: SORT AND SEPARATE

Form groups of four or five kids. Provide each group with assorted buttons or another manipulative. Challenge the groups to sort their buttons according to color. Then, ask them to separate the sorted piles based on a secondary attribute, such as shape or size. Continue to add additional attributes to further separate the piles.

SAY 🗨️ Good job sorting and separating those buttons. Keeping things organized is a helpful habit. We see organization all over God's creation. In fact, the first verses of Genesis tell us about God's creating opposite things then separating them—like light from darkness and oceans from dry land. God did much more than just separate things; He also filled the universe with wonderful creations, like stars, plants, fish, and mammals. Today we will talk more about the organization of God's creation and what it teaches us about Him. 🗨️

Transition from **WELCOME** to **LEARN**





THE GOD OF THE GOSPEL

LOVE God by Applying the Story

1 BIBLE SKILLS & REVIEW (10 minutes)

Distribute Bibles. Guide boys and girls to open their Bibles to Genesis 1. Direct kids to use the table of contents at the front of their Bibles to help them if they are unsure of where to find a specific book. Explain the difference between the large chapter numbers and the small verse numbers. You may guide the kids to understand that the reference numbers were added in by people to help us study the Bible, but they were not part of the original writings.

You may also choose to explain the use of Bible divisions and explain that Genesis is the first book of the Old Testament and part of the division known as the Law—the first five books in the Bible. Moses, inspired by the Holy Spirit, wrote the books of the Law. Then ask the kids to summarize today's Bible story in their own words.

SAY Today we started an incredible journey through the Bible. The very first story in the Bible teaches us that God created everything by speaking. Everything God created was good because God is good. **Why did God create everything? God created everything for His glory and our good.**

2 GROUP DISCUSSION (10 minutes)

Ask the following questions. Lead the kids to discuss their answers.

SAY What are some ways creation can teach us about God?

Guide the kids to see that creation is filled with evidence of God's goodness. Help them consider the order we see in nature, such as complex food webs and ecosystems that balance themselves, or the motions of the planets and stars. Guide them to consider some of the amazing ways our bodies work, like converting the plants and animals we eat into energy or receiving sensory input like light or sound to interpret as color and language. Remind them that the goodness and beauty in nature is a reflection of God's goodness and beauty.

SAY Why does God deserve all our worship?

Help the kids think about the ways God is more excellent than anything in the world. Help them understand that all the wonderful things the world has to offer are the result of God's goodness to create a good world. Help them understand that we owe God everything we have because God not only created everything we see, but He created us. Our ability to enjoy creation is a result of His grace and love toward us.

SAY Do you think God wants us to explore and understand His creation?

Help the kids to consider the effects of learning about creation. Encourage them to consider the ways understanding God's creation has helped people invent new technology. Remind them that God created us and gave us the ability to think logically and examine the world He created. Help them see that studying and understanding the world can be a wonderful way to worship God when we remember that He is the Creator behind everything we can study.

Transition from **LOVE** to **LIVE**





THE MISSION OF THE GOSPEL

LIVE the Mission

1 ACTIVITY CHOICE (10 minutes)

☐ **OPTION 1: SOCCER PASS**



Ask kids to sit in a circle. Explain that soccer is the most popular sport in Central and South America.

Challenge kids to pass the ball around the circle using their feet. Kids can pass to the player next to them or to someone across the circle, but all players must touch the ball at least once.

When the ball gets around the circle, ask a question about missions from the "Missions Questions" printable. Call on kids to answer the question. Then play again.

SAY Remember that people in our country and in nearby countries need to hear about Jesus. Whether God calls us to go far away or stay nearby, we will have opportunities to share the gospel wherever we are.

Close in prayer, thanking God for Christians in the Americas who tell others about Him.

☐ **OPTION 2: CREATION CHARADES**



Invite a volunteer to act out something God created (Examples: trees, oceans, fish, rocks, lions, birds) without making any sounds. Challenge the rest of the group to guess what object he is pretending to be. Allow the first kid who guesses correctly to act out the next created thing.

SAY In a few of those cases, it was a little bit difficult to tell what was being communicated by the acting. The Bible tells us that God created everything, and that God's creation declares His glory. That means that when we look at creation, we don't have to guess what it's communicating to us; we can know for sure that all of creation shows us that God is all-powerful, loving, and good.

This week, consider something in creation that you find cool or interesting. Come up with something that created thing teaches you about God.

2 REFLECTION AND PRAYER (5 minutes)

Distribute a sheet of paper and pencil to each kid. Ask the kids to write about or draw a picture to answer the following questions:

- What does this story teach me about God or the gospel?
- What does this story teach me about myself?
- Who can I tell about this story?

Be sure to send the sheets home with the kids along with the activity pages so parents can continue to discuss the Bible story with their kids.

If time remains, take prayer requests or allow kids to complete the Bible story coloring page. Pray for your group.



JOURNAL PAGE

1. What does this story teach me about God or the gospel?

2. What does this story teach me about myself?

3. Are there any commands in this story to obey? How are they for God's glory and my good?

4. Are there any promises in this story to remember? How do they help me trust and love God?

5. How does this story help me to live on mission better?



Unit 1 • Session 1

GOD CREATED THE WORLD

Genesis 1-2

WHO IS GOD?

GOD IS OUR CREATOR AND THE KING OF EVERYTHING.

In the beginning, God created the heavens and the earth. God said, "Let there be light," and there was light. God saw that the light was good, and God separated the light from the darkness. God called the light "day," and He called the darkness "night." That was the first day.

God separated the waters that were on the surface of the earth from the waters that were above the earth. He called the space above the earth "sky." That was the second day. God created dry land on the earth. He gathered the waters and called them "seas." God commanded the earth to grow plants and trees. That was the third day. Next, God put lights in the sky—a sun and the moon and stars. God saw that His creation was good. That was the fourth day. God created sea creatures and birds. God commanded them to multiply, to fill the seas and the earth. That was the fifth day. Then God created animals like livestock and wildlife. Finally, God said, "Let us make man in our image, according to our likeness." God took dust from the ground and made a man. God breathed His very own breath into the man, and the man became alive. God made a garden and put the man there. He grew trees to give food for the man, and He told the man to work in the garden and take care of it.

Then God said, "It is not good for the man to be alone." God took a rib from the man and created a woman to be the man's helper and wife. God named the man and woman Adam and Eve.

Christ Connection: By faith, we believe that God created the whole world by His word. (Hebrews 11:3) Jesus, the Word of God, is Lord over all of creation. Everything was created by Him and for Him. The Son has always existed, and He holds everything together. (Colossians 1:16-17)



SCAN THE QR CODE FOR RESOURCES TO USE AT HOME!

God Rules | Write the words on the grid in alphabetical order. Then use the highlighted squares to fill in the missing letters from the sentence below. The first word has been completed for you.

WORD BANK:
 BIRD, NEWT, MOTH, GOAT, SWAN, FISH

Go _ _ s _ _ ur

Cre _ _ _ r a _ d Ki _ g.

DAY 1

GENESIS 1:1-5

DAY 2

GENESIS 1:6-8

DAY 3

GENESIS 1:9-13

DAY 4

GENESIS 1:14-19

DAY 5

GENESIS 1:20-23

DAY 6

GENESIS 1:24-31

Draw the Days! God created the universe in six days and rested on the seventh day. In each box, draw something God created on that day. Use the Bible references to help you.



the **GOSPEL** PROJECT