

Grades 1-3 Lesson Template

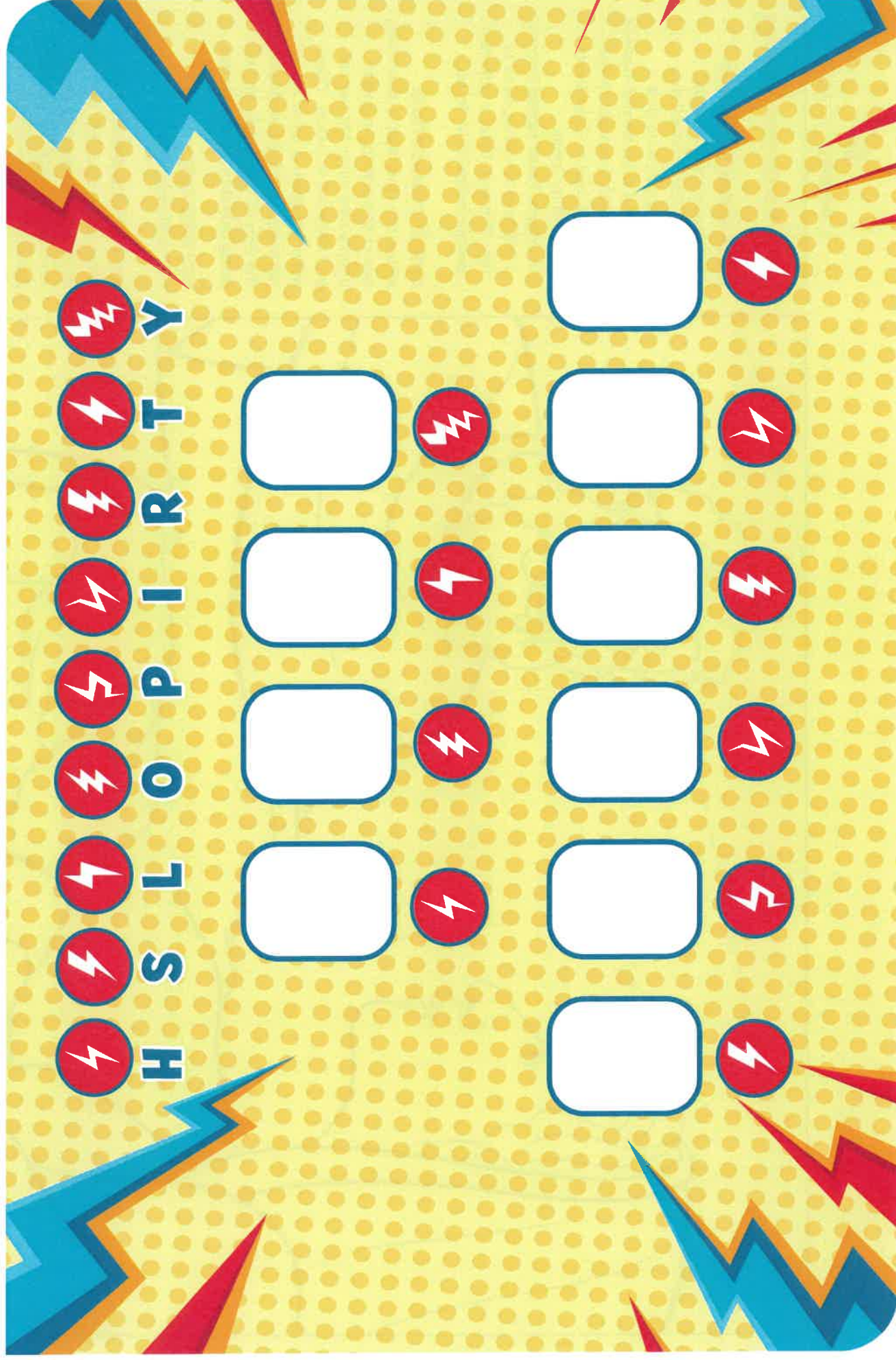
~~July 27~~

July 27

Where	Who and What	What you Need
Classroom	Teacher takes attendance Give students a sticker	Paper on table, check off who is here, put onto the clipboard
	Worksheet: Who has the power?	
	Battery Activity: page 59	
Large Group	Large Group Time: Leader is Bryan Brandsma. He'll get you when ready.	
Classroom:	Hand out Bibles. Find Acts 9 together. Ask questions from page 64	Worksheets Bibles
	Also do the worksheet: Peter, Aneias and Tabitha	Worksheet
	Hand out the bingo page with parent letter to each kid if they were not here last week.	Bingo pages

Who Has the Power?

INSTRUCTIONS: Peter had the power to heal people. Decode the letters below to discover who gave Peter power.





NAME: _____



Peter Performed Miracles

BIBLE STORY SUMMARY:

- Peter was traveling and visiting Christians living in Lydda when he met a paralyzed man named Aeneas.
- Peter healed Aeneas in the name of Jesus. Then Peter traveled to Joppa.
- In Joppa, Peter raised Dorcas, a follower of Jesus, back to life. Through Peter's miracles people believed in Jesus.

CHRIST CONNECTION:

When the Holy Spirit gave Peter power to perform miracles, people saw what happened and believed in Jesus. These miracles remind us of Jesus' miracles, which proved He is the Son of God who came to bring salvation to the world.

KEY PASSAGE:

1 Corinthians 12:12

BIG PICTURE QUESTION:

What is the church? The church is all Christians everywhere, who gather together in their communities to worship and serve God.



UNIT 32 | SESSION 1

PETER PERFORMED MIRACLES

ACTS 9

KEY PASSAGE:

1 Corinthians 12:12

BIG PICTURE QUESTION:

What is the church? The church is all Christians everywhere, who gather together in their communities to worship and serve God.

CHRIST CONNECTION:

When the Holy Spirit gave Peter power to perform miracles, people saw what happened and believed in Jesus. These miracles remind us of Jesus' miracles, which proved He is the Son of God who came to bring salvation to the world.



WELCOME Kids

Greet each kid as he or she arrives. Use this time to collect the offering, fill out attendance sheets, build relationships, and help new kids connect to your group.

| SAY “When have you seen something amazing? What was it? Why were you so amazed?”

1 ACTIVITY PAGE (5 minutes)

Invite kids to complete “Who Has the Power?” on the activity page.

| SAY “The answer you decoded was the Holy Spirit. Today, we will learn how the Holy Spirit gave Peter power to perform miracles.”

2 SESSION STARTER (10 minutes)

☐ OPTION 1: BATTERY POWER



Before the session, gather AAA, AA, C, D, and 9-Volt batteries. Display the batteries on a table, in any order, and direct kids to look at the batteries, observing their differences. Prompt kids to think about which battery they think has more power.

Hold up each battery one at a time and lead kids to raise their hand when the battery they think has the most power is raised. Then reveal the order of the battery power from the least to the most: AAA, AA, C, D, and 9-Volt. Consider asking kids what types of tools or objects these batteries can power such as a flashlight and remote control car.

| SAY “Each battery has power and is used to give power to different types of devices like flashlights, toys, and calculators. But the 9-Volt battery has the most power. Yet, even a battery’s power is nothing compared to the power of God. Today, we will learn how Peter displayed the power of the Holy Spirit as he performed miracles.”

☐ OPTION 2: CAN YOU LIFT IT?

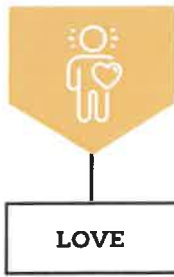
Before the session, gather three backpacks and fill the first one with three books, the second one with five books, and the last one with eight books. Place the backpacks at the front of the room.

Invite three kids at a time to lift up each backpack. Make sure they try to lift up each one. Continue inviting kids in groups of threes to lift up the backpacks until everyone has had a turn.

| SAY “These backpacks were heavy! It required a lot of power to lift them. Could you imagine trying to carry these backpacks around all day? It would be hard! We are not all-powerful and are limited in what we can do. But God isn’t. He holds all power! Today, we will learn how God gave Peter power through His Spirit to perform miracles. Let’s get ready to learn more.”

Transition from **WELCOME** to **LEARN**





THE GOD OF THE GOSPEL

LOVE God by Applying the Story

1 REVIEW & BIBLE SKILLS (5 minutes)

Distribute Bibles and display the New Testament Israel Map. Guide kids to open their Bibles to Acts 9. Remind kids that the Bible is made of 66 books. Invite kids to name as many of the 27 New Testament books as they can.

Consider pointing out the location of Joppa (G2) and Lydda (G3) on the New Testament Israel Map. Choose a volunteer to read aloud Acts 9:39-40.

SAY Before Peter raised Dorcas from the dead, he prayed. Peter recognized that he needed God. He also might have prayed to ask God for direction as to what God wanted to do about Dorcas' death. Peter had no power without God, and he needed God to perform the miracle.

When we seek God in prayer, we show that we need and trust God. Only God has the power to heal and to save. We can ask Him to help us and give us direction in our lives as we live to honor Him.

2 GROUP DISCUSSION (10 minutes)

Ask the following questions. Lead the group to discuss.

SAY What do Peter's miracles remind you of?

Prompt kids to remember Jesus' miracles that He performed when He was on earth. Tell kids that like Jesus, Peter was able to demonstrate God's power over sickness and death. Remind kids that Peter's power didn't come from himself but from the Holy Spirit who dwelt within him.

SAY Why do you think people trusted in Jesus after Peter performed these miracles?

Answers will vary. Discuss how the miracles of healing and raising someone from the dead help show that the truth of the gospel is real. Explain how the message of the gospel teaches us that God has power over sin and death. Tell kids that just as the Holy Spirit gave Peter power to perform the miracles, He also worked in people's hearts to help them believe.

SAY How can these stories help you trust God?

Answers will vary. Encourage kids to remember that all of the stories of the Bible are true. Remind kids that these stories point to an even greater display of God's power through Jesus, who lived a perfect life, died in our place, and rose from the dead. Invite kids to ask questions or initiate an invitation to learn more about how they can trust in Jesus as Savior.

Transition from **LOVE** to **LIVE**



Peter prayed for Tabitha to be made alive.
Many believed after this miracle.

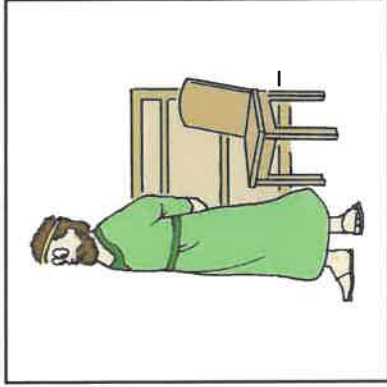
Ages 3+

July 27, 2025 • Acts 9:32-43


Peter, Aeneas and Tabitha

All those who saw Peter heal
Aeneas became believers.

Match the opposites.



What is wrong in the picture? Circle 5 things.



GATEWAY
COMMUNITY
CHRISTIAN REFORMED CHURCH

2884 Gladys Ave
Abbotsford, BC
604-859-5908
www.gatewaycrc.ca

Tabitha died. The disciples sent men to bring Peter to Joppa.

Help Peter get to Joppa.

Help Peter get to Joppa.

Σ

8



⌞



⌋



2.

