


Grades 1-3 Lesson Template

Where	Who and What	What you Need
Classroom	Teacher takes attendance Give students a sticker	Paper on table, check off who is here, put onto the clipboard
	Play the Game "Run from Saul" in the leaders guide	Leaders guide
Large Group	Large Group Time: Leader is Lorene. She'll get you when ready.	
Classroom:	Page 114 Love God by Applying the Story: Hand out Bibles Do the review and Bible skills section, as well as the group discussion questions	Bibles
	Do a blind fold drawing contest. Give all students a paper and pencil. They have to close their eyes and draw an object you ask. You could say to draw a picture from the Bible story. Or something else that goes through a lot of change: example butterfly -could tell them to write their name without looking Then share how Saul changed to Paul and he could see again. Can talk about not only could he physically see, but he could spiritually see because he now believed in Jesus.	
	Bonus activity: Do extra worksheet	Worksheet



UNIT 33 | SESSION 1

PAUL BECAME A CHRISTIAN

ACTS 9

KEY PASSAGE:

John 3:17

BIG PICTURE QUESTION:

Who can be saved? Anyone who trusts in Jesus can be forgiven of their sins and be right with God.

CHRIST CONNECTION:

Jesus appeared to Saul and changed him inside and out. Jesus Christ came into the world to save sinners. (1 Timothy 1:15) Jesus called Saul, who was once an enemy to Christians, to spend the rest of his life telling people the gospel and leading them to trust in Jesus.



WELCOME Kids

Greet each kid as he or she arrives. Use this time to collect the offering, fill out attendance sheets, build relationships, and help new kids connect to your group.

SAY “If you could change anything about yourself, what would it be? Would you change something like your behavior or your physical abilities? Why?”

1 ACTIVITY PAGE (5 minutes)

Invite kids to complete “Changed” on the activity page.

SAY “Our world is full of things that change like tadpoles into frogs. But only God can change the human heart. Today, we’ll learn how Paul met Jesus and he was changed forever.”

2 SESSION STARTER (10 minutes)

☐ OPTION 1: RUN FROM SAUL



Invite one kid to be Saul. Lead Saul to stand in the center of the room. Tell the kids that Saul will count to 10 and while he does, they need to move to one of the four corners of the room. Explain that Saul will keep his eyes closed and point to one of the four corners. Tell kids that kids in that corner are out. Play as time allows, choosing new kids to be Saul.

SAY “Today, we will learn about a man named Saul. You might know him by his Roman name Paul. Before Saul became a Christian, he wanted to put an end to the church. He went into believer’s homes, dragged them out, and put them in jail. Many believers had to flee Jerusalem. Let’s get ready to learn how Saul met Jesus and became a Christian.”

☐ OPTION 2: WALK THE ROAD


Before the session, create two paths or “roads” using painter’s tape. Make the paths about 2 feet wide. Form kids into two teams. Tell kids that they will take turns helping their teammates walk the road blindfolded. Explain that as kids are blindfolded, their team needs to help guide the blindfolded kids down the “road” without them stepping outside the lines. Tell kids that if they step outside the lines, they are out.

Invite a kid from each team to go first and place a blindfold over their eyes. Direct kids to start walking down the “road,” listening for their teammates’ guidance. Kids can tell their teammate to “stop” “move more right” “move left” etc. The team with the most teammates left at the end of the activity wins.

SAY “You all needed help to stay on the right path. Today, we will learn about a man named Saul and how he could not see after he met Jesus. The men he was traveling with had to help lead him down the road. Let’s get ready to hear what happened to Saul.”

Transition from **WELCOME** to **LEARN**





THE GOD OF THE GOSPEL

LOVE God by Applying the Story

1 REVIEW & BIBLE SKILLS (5 minutes)

Distribute Bibles and display the New Testament Israel Map. Guide kids to open their Bibles to Acts 9. Explain the book of Acts was written by Luke, a physician and friend of Saul. Tell kids that later in the book of Acts, Saul goes by his Roman name Paul as he takes the gospel to both Jews and Gentiles.

Consider pointing out the location of Damascus (A8) on the New Testament Israel Map. Choose a volunteer to read aloud Acts 9:20-21 or ask the kids to follow along as you read the verses aloud.

SAY Why do you think the people who heard Saul preaching Jesus were amazed? [Allow responses.] Everyone knew Saul as a man who hated Christians and wanted to arrest Christians. Now, Saul was sharing that Jesus is the Son of God.

When Saul met Jesus, his life was never the same. Saul had changed from the inside out. Jesus does the same for us. When we trust in Him as our Savior, He changes our hearts so that we no longer want to live for ourselves but for Him. We want to tell everyone how Jesus saves us from sin and gives us new life.

2 GROUP DISCUSSION (10 minutes)

Ask the following questions. Lead the group to discuss.

SAY What caused Saul to change?

Remind kids that Saul did nothing in his own power to change. Discuss how Jesus changed Saul and even though he became physically blind, he truly was able to see and believe who Jesus is. Lead kids to remember that we are never too sinful for Jesus to save us. **Anyone who trusts in Jesus can be forgiven of their sins and be right with God.**

SAY It took courage for Ananias to obey God and go to Saul. How can we have courage to obey God even when it might be hard or scary?

Discuss how God never calls us to do something that isn't ultimately for our good. Discuss how we can have courage as we trust God's character and believe that He always wants what is best for us. Tell kids that Ananias had an opportunity to see the power of God and how He can truly save anyone.

SAY How has God changed you? What are ways you can ask God to change you?

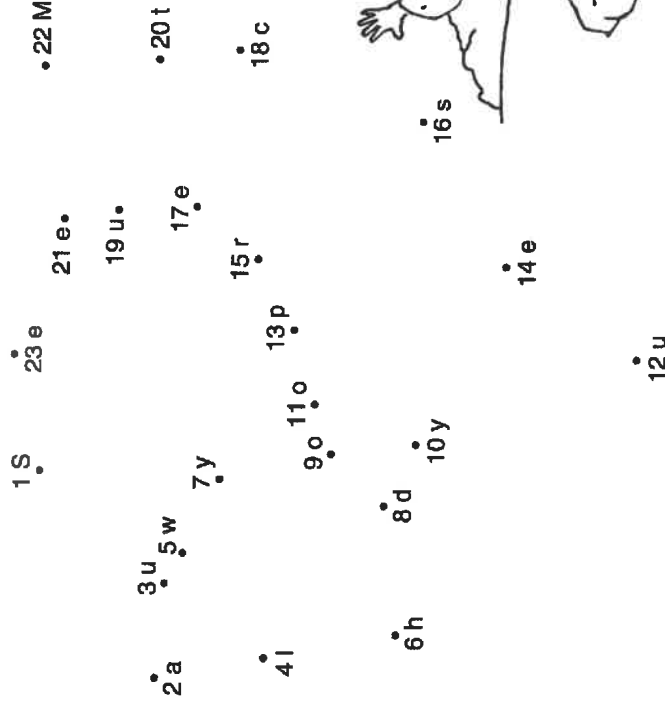
Answers will vary. Encourage kids to remember that we are all sinful and that when we trust in Jesus, He does begin to change us. Challenge kids to think about how they need God's grace to help them be more like Jesus. Invite kids to learn more about how they can be changed through saving faith in Christ.

Transition from **LOVE** to **LIVE**



The Conversion of Saul

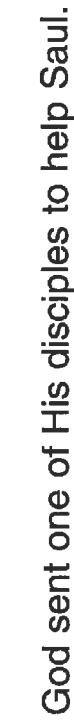
Join the numbers 1 through 23.
Then write the letters in order on the



9:00	12:00	8:00	10:00	8:00	4:00
9:00	3:00	12:00	8:00	7:00	6:00
7:00	1:00	2:00	7:00	11:00	

2884 Gladys Ave
Abbotsford, BC
604-859-5908
www.gatewaycrc.ca

SECRET CODE
ZC4848



Use the letters from the triangles to complete God's words.

ANANIAS
ARREST
BLIND
CALL
HARM
PRAYING
SAUL
VISION

[illegible]

to carry My _____ before the _____










and their

				
---	---	---	---	---

and before

the people of _____.”



God reassured Ananias and told him of His great plans for Saul.

Use the letters from the triangles to complete God's words.



A diagram of a triangle with vertices labeled LG, E, and 2. The vertex labeled LG is at the top, E is at the bottom left, and 2 is at the bottom right. The triangle is divided into three smaller triangles by lines connecting each vertex to the midpoint of the opposite side.

This

is My



to carry My _____ before the _____










the people of _____."