

STORY alive

pointing little hearts to
God one truth at a time

**GOD IS FAITHFUL,
HE DOES WHAT HE SAYS.**

Genesis 12:1–9,
15:1–21, 17, 21:1–7

Story Alive Family Bible Pack

© 2018 The Littles & Me | Ashley Canipe

All photos, designs, content, and writing of Story Alive : Pointing Little Hearts to God One Truth at a Time are the property of The Littles & Me. Please do not copy or distribute without permission. Please email hello@thelittlesandme.com for requests or questions regarding this resource and to purchase licensing for churches/school groups.

Scripture quotations marked (ESV) are from the ESV® Bible (The Holy Bible, English Standard Version®), copyright © 2001 by Crossway, a publishing ministry of Good News Publishers. Used by permission. All rights reserved.

Scripture quotations marked (NIV) are taken from the Holy Bible, New International Version®, NIV®. Copyright © 1973, 1978, 1984, 2011 by Biblica, Inc.™ Used by permission of Zondervan. All rights reserved worldwide. www.zondervan.com The "NIV" and "New International Version" are trademarks registered in the United States Patent and Trademark Office by Biblica, Inc.™

For more tools to point your kids to Jesus, connect as a family, and celebrate the everyday moments of life, visit www.thelittlesandme.com

GOD IS FAITHFUL HE DOES WHAT HE SAYS

VERSE

Know therefore that the Lord your God is God; he is the faithful God, keeping his covenant of love to a thousand generations of those who love him and keep his commandments.
[Deuteronomy 7:9, NIV]

CREATE

Cardboard Star
Mobile

EXPLORE

Waiting on a Promise Activity

Make baked cinnamon sugar star chips snack and talk about what Abraham and Sarah might have felt like as they waited on what felt like an impossible promise.

Look up at the stars with your family. Thank God for always keeping His promises. Praise Him and name the ways He has been and will always be faithful to do what He says He will do.

READ

Genesis 12:1–9, 15:1–21,
17, 21:1–7

Jesus Storybook Bible:
Son of Laughter

ENGAGE

Make Fingerprint
Star Cards

LET'S TALK ABOUT IT

What is a
promise?

Have you ever had to
wait a long time for
something that was
promised to you? What did
waiting feel like?

What did God
promise Abraham?

Did God do what
He said He was
going to do?

CARDBOARD STAR MOBILE



You'll Need:

- Printed Star Template (on heavy cardstock)
- Crayons, Markers, Paint, or Colored Pencils (and any other supplies you'd like to use to decorate the stars).
- Cardboard
- Scissors
- Glue
- Yarn or Ribbon
- Hole Punch
- Stick




Instructions:

- 1 Print the star template on cardstock. Use scissors to cut around the star.
- 2 Trace around the star template onto cardboard. Repeat 5 times. Use scissors to cut out the stars.
- 3 Decorate the stars using markers, crayons, colored pencils, or any other supplies you'd like to use.
- 4 Use a hole punch to punch a hole at the top of each star.
- 5 String a piece of ribbon through the hole and tie a knot to secure the ribbon.
- 6 Repeat until all of the stars have ribbon and then tie the other end of each ribbon to the stick to create the star mobile.
- 7 Attach the verse printable to the middle of the stick with glue. Hang up your finished mobile and each time you look at it be reminded that God is faithful and He will do what He says.

CARDBOARD STAR MOBILE TEMPLATE

Print this page on heavy cardstock. Cut around each star template and follow the Cardboard Star Mobile instructions to assemble.



MAIN IDEA + VERSE CARDS

Print these two pages on heavy cardstock front and back so that you can have the main idea on one side and the questions on the other as well as one verse on each side of a separate card. Use scissors to cut around each square to create individual cards. You can also laminate these pages for added durability.

**GOD IS
FAITHFUL
HE DOES
WHAT HE SAYS**

Know therefore that the Lord your God is God; he is the faithful God, keeping his covenant of love to a thousand generations of those who love him and keep his commandments.

Deuteronomy 7:9, NIV

What is a promise?

LET'S TALK
ABOUT IT


Have you ever had to wait a long time for something that was promised to you? What did waiting feel like?

What did God promise Abraham?

Did God do what He said He was going to do?

And the Lord did...
what He had
promised.

Genesis 21:1, NIV



KNOW THEREFORE
THAT THE LORD YOUR
GOD IS GOD; HE IS THE
FAITHFUL GOD, KEEPING HIS
COVENANT OF LOVE TO A
THOUSAND GENERATIONS
OF THOSE WHO LOVE HIM
AND KEEP HIS
COMMANDMENTS.

Deuteronomy 7:9, NIV

STAR FINGERPRINT CARDS

You'll Need:

- Star fingerprint card + star template
- Cardstock and construction paper
- Washable Paint
- Glue
- Optional: Washi/Painters Tape

Instructions:

- 1 Print the star fingerprint card + star template on cardstock and cut out both rectangles on the grey solid line.
- 2 Cut out the star template (where the dashed line is) and place the rectangle on top of the card (You can secure the template with washi tape/painters tape on the ends to assure that it doesn't move while your child is painting).
- 3 Invite your child to dip their finger in the paint and then press it down inside of the star. Repeat with as many finger prints as you'd like.
- 4 Once dry, carefully remove the template to reveal the fingerprint star.
- 5 Fold a piece of construction paper in half and attach the finished star print to the front with glue to make a card. Deliver or mail the cards to encourage and remind others that God is faithful.



CINNAMON STAR CHIPS SNACK

You'll Need:

- Flour Tortillas
- 2 TBS Melted Butter
- 1/2 Cup Sugar
- 2 TBS Cinnamon
- Parchment Paper
- Star Cookie Cutter
- Baking Sheet

Instructions:

- 1 Preheat your oven to 400 degrees.
- 2 Use a star shaped cookie cutter to cut the tortillas into stars.
- 3 Add the cut tortillas to a large bowl and pour the melted butter on top. Stir until all of the tortillas are covered with melted butter.
- 4 In a bowl mix the sugar and cinnamon together. Cover both sides of each tortilla in the cinnamon sugar mixture.
- 5 Place the tortillas on a parchment paper covered baking sheet.
- 6 Bake for 10-12 minutes then flip them over and bake until crispy.
- 7 Remove from the oven and serve. These chips are delicious by themselves or you can serve them with mixed fruit or a fruit salsa.




STAR FINGERPRINT CARD + TEMPLATE

Print this page on heavy cardstock. Follow the Star Fingerprint Card instructions to assemble.

**JUST A LITTLE REMINDER
THAT GOD IS FAITHFUL**

**AND HE LOVES
YOU VERY MUCH!**

TEMPLATE



WAITING ON A PROMISE ACTIVITY

You'll Need:

- Bandana
- Objects for an obstacle course

Instructions:

Sometimes obeying God means waiting on His timing and trusting that He knows where He's leading us.

- 1 For this activity, first set up a small obstacle course and then blindfold one person. The other person is a guide.
- 2 Carefully guide the blindfolded person through the obstacle course and then guide them to sit down on a chair. Tell them that you will be right back and you promise to give them something when you return, but they need to wait here in the chair until you come back. (Either remain quiet or leave the room for a little bit and then come back with a special treat (fruit snacks, lollipop, popsicle, etc.)
- 3 After waiting for a little while, tell the blindfolded person that they can take the blindfold off and then give them the special surprise.

If your child doesn't wait in the chair and leave the blindfold on you can ask them why they didn't wait for you to come back? Did they not believe you were going to do what you had promised?

Discuss it! We can always count on God to walk with us and care for us, even when what He is asking us to do feels scary. What did it feel like to be blindfolded? Did you like not knowing where you were going? Did you trust the person leading you? Isn't it amazing that God is faithful and we can always trust where He is leading us?

Sometimes obeying God means waiting on His timing. What did waiting in the chair feel like? Did you trust that I was going to come back when I said I would? We can trust in God's timing, even when it might feel like we have to wait a long time.

Thank God together that He is faithful and that we can wait on His timing and trust that He knows where He's leading us.

