

# Jesus Is Alive!

## memory verse



*The Lord has really risen!* Luke 24:34

## The Empty Tomb (based on Matthew 27:57-66; 28:1-10)

After Jesus died, he was placed in the tomb of one of his followers, Joseph, a rich man. Joseph took the body and wrapped it in a clean cloth. Joseph placed it in the tomb. The tomb was like a cave which had been carved out of the rocky side of a hill. Then, a great big stone was rolled to close the entrance. Joseph sadly left.

The next day, the angry men who planned to get Jesus killed went to see Pilate. Pilate was the ruler over the whole area. They said, "Sir, Jesus once said, 'After three days I will rise from the dead.' We don't believe him, but we think some of his followers might try to steal his body and claim that he rose from the dead. We want you to seal the tomb closed and post guards to make sure no one takes the body."

Pilate agreed, so they sealed the tomb and posted guards to protect it.

A couple days later, on Sunday morning, some women went to visit Jesus' tomb. They wanted to honor Jesus by putting some fragrant oils on his body. They must have wondered who would move the big stone for them.

Suddenly there was a huge earthquake!

An angel of the Lord came down from heaven, rolled aside the big stone, and sat on it. The guards stationed at the tomb were so scared they fainted!

The angel spoke to the women. "Don't be afraid!" he said. "I know you are looking for Jesus, who died. Jesus isn't here! He is risen from the dead, just as he said. Come, see where his body was lying."

The women did as the angel said. Sure enough, the tomb was empty! Jesus is alive! The angel then said, "Go quickly and tell his friends that he has risen from the dead."

As quickly as they could, the women ran from the tomb. They were both frightened and also filled with great joy. They rushed away to deliver the angel's message. Just then, Jesus greeted them. And they ran to him, grasped his feet, and worshiped him. They were so happy that Jesus is alive!



## discussion questions

1. What happened to the big stone in front of the tomb?
2. What did the angel tell the women?



# Fill In the Blanks

what you need

• Crayons or markers

what you do

Before class, photocopy this page, making one for each child.

what children do

In the story below, some of the sentences have missing words. Look at the Word Box. The missing words are there. Choose the correct word to fill in each blank line and write it. The first letter of each word has been given.

The women must have asked each other,

"Who will help us move the **S** \_\_\_\_\_?"

"Don't be **af** \_\_\_\_\_" said the angel.

"Jesus is **al** \_\_\_\_\_"

## Word Box

died  
afraid  
door  
stone  
silly  
alive





## Praise Baton

### what you need

- White card stock
- Scissors
- Crayons or markers
- Transparent tape
- Children's worship music and player



### what you do

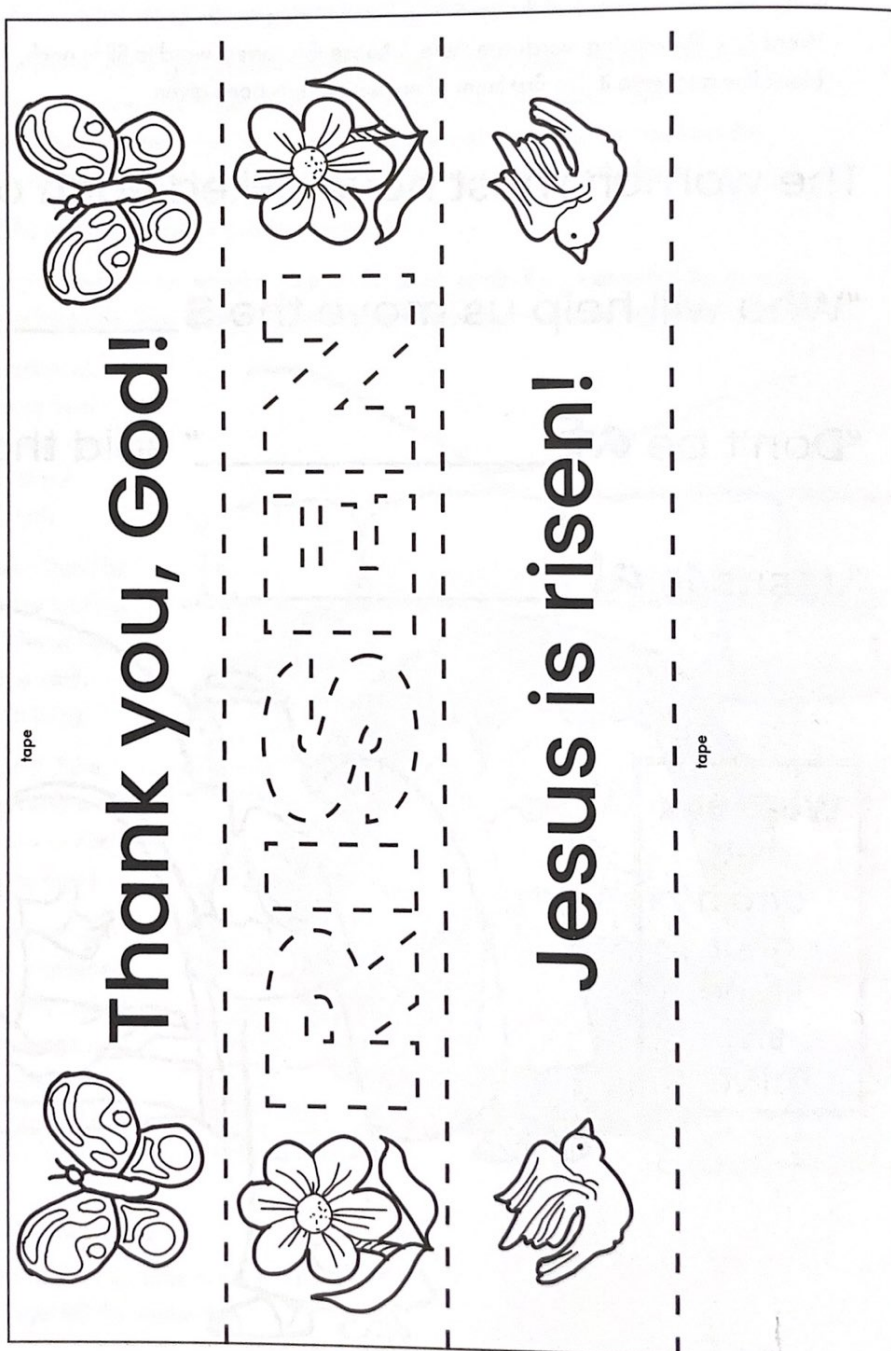
Before class, on card stock, photocopy this page, making one for each child. Cut out baton patterns.

### what children do

1. Trace the word *RISEN* and color the baton.
2. Fold the baton on the dashed lines and tape the edges.
3. As music plays, follow the leader around the room, waving batons and singing. At the end of each song, shout, "Thank you, God! Jesus has risen!"

### what to say

We praise God because Jesus rose from the tomb. Thank you, God!






# Moving Stone Picture



## what you need

- Scissors
- Brown paper
- Construction paper
- Ruler
- Hole punch
- Crayons or markers
- Paper fasteners, one for each child



finished picture


## what you do



Before class, photocopy this page, making one for each child. Cut out picture. From brown paper, cut 3½-inch circles, making one for each child. Cut construction paper in half, making one 6x9-inch piece for each child. Punch holes as indicated on pictures, and punch a hole near the edge of each brown-paper circle.

## what children do

1. Color pictures.
2. Attach a brown-paper circle to the picture with a paper fastener.
3. Glue moving stone picture to a piece of construction paper.



# Jesus Is Alive

## The Empty Tomb (based on Matthew 27:57–66; 28:1–10)



### memory verse

The Lord has really risen! Luke 24:34



### discussion questions

1. What happened to the big stone in front of the tomb?
2. What did the angel tell the women?

## Wordless Easter Story

Use the cross pattern to cut a cross from metallic gold gift wrap and another cross from white construction paper. Glue the crosses on a sheet of blue paper. Cut out "The Easter Story" box and glue it on the page. Glue small artificial flowers on the ground around each cross.

Tell the wordless story several times.

- The blue background reminds us that Jesus came to Earth as a baby boy.
- The gold cross tells us that Jesus is God's own Son.
- The shape of the cross reminds us that Jesus died so that God can forgive any wrong things that we do.
- The white cross shows us how beautiful we look to God when we ask Jesus to forgive us, cleanse us from our sins, and be our Savior.

Discuss with your family how much God loves each one of them. Say a prayer of thanks together.

## The Easter Story

