

PALM SUNDAY

MAKING A PALM CROSS

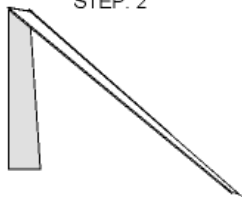
Supplies: One palm leaf strip about 24-26" in length, 1/2" in width, tapering to the end.

STEP: 1

Fold the palm leaf down,
about 5-6" from the bottom.



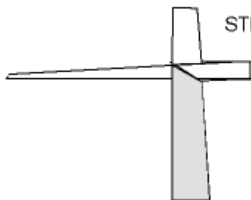
STEP: 2



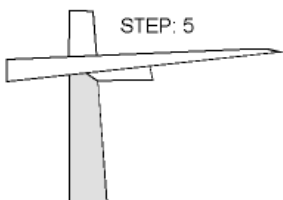
STEP: 3



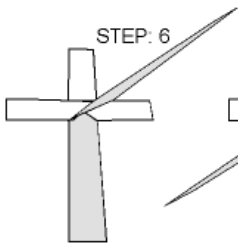
STEP: 4



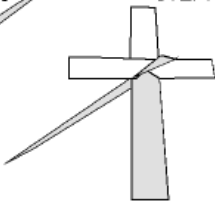
STEP: 5



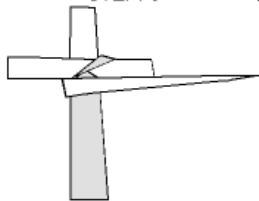
STEP: 6



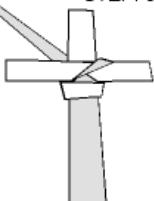
STEP: 7



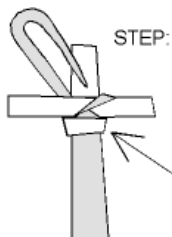
STEP: 8



STEP: 9




STEP: 10

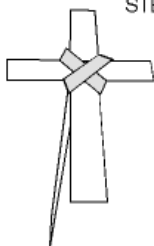


Tuck in the
tapered end of
the palm leaf
and pull it
through.

STEP: 11



STEP: 12



Turn the
cross over.
This is the
front view.