



SMALL GROUP LEADER GUIDE

Discerning Truth • Week 1
How to Be Yourself



Emcee Leads



Small Group Leader Leads



Video Leads



Countdown Timer

5 min

Start video when experience begins • Tidy room • Get into a small group with your kids



Small Group Welcome

3 min

Get kids talking • Help each kid in your small group feel seen and heard

- **Introduce** yourself and **welcome** kids by name.
- **Catch up** on prayer requests and life events.
- **Talk about** welcome question: **What do you want to be good at when you're a grown-up?**



Theme Song

1 min

Sing and dance along • Encourage your small group to join in



Emcee Intro Koneksi

30 sec

Focus your small group on emcee



Rules Video

1 min

Focus your small group on video • Encourage kids to count out and say each rule with video



Emcee Giving Koneksi

30 sec

Focus your small group on emcee



Offering Teaching Video

90 sec

Focus your small group on the video • Follow campus procedure to collect offering



Worship Teaching Video

1 min

Focus your small group on video • Stand with your kids when video prompts you to



Worship Music Videos

≈ 6 min

Sing and dance along • Encourage your small group to join in

- Get to Give

- I Believe



Emcee Activity Koneksi

30 sec

Focus your small group on emcee



Small Group Activity

9 min

Have fun doing activity with your small group

You'll Need

Per Kid	1 Puzzle piece
Per Group	1 Puzzle activity supplement 1 Set of markers

After Activity

Kids Keep	Their puzzle piece
You Keep	Puzzle activity supplement and Markers (save to reuse)

To Do

Say: When we trust and follow Jesus, we're a part of His Church! Each of us has an important job to do, and if we don't do it, a piece of the puzzle is missing. Like this:

1. **Show** the **Puzzle activity supplement** for a visual aid, and **point** to the puzzle piece that's out of place on it.
2. **Give** each kid a blank puzzle piece and **place** markers where all kids can access them.

Say: This puzzle piece is you! Draw or write the special things you're good at on your puzzle piece. Those are things you can do to serve others and do your job in the Body of Christ.

3. Kids **draw or write** unique ways they can serve the Body of Christ on their puzzle piece. Offer ideas from "Things God Made Me Good At" supplement printed on back of this guide.
4. **Connect** puzzle pieces from your group to show how well each of you fit together in the Body of Christ.
5. **Disassemble** puzzle pieces when time's up, and **give** kids their puzzle piece to take home.



Emcee Point Koneksi

30 sec

Focus your small group on emcee



Konnnect HQ Teaching Show

≈ 20 min

Focus your small group on video as you watch it together



Konnnect HQ ABCs

1 min

Focus your small group on video • Help kids say admit, believe, and choose with video



Emcee Wrap-Up Koneksi

30 sec

Focus your small group on emcee



Small Group Talk & Prayer

≈ 10 min

Get kids talking • Pray with your small group • Build relationships

Review the Point: Be true to who God made you to be.
Review the Verse: **Find Bibles** in room. **Look up** verse together. **Talk about** what's different and/or the same if in-room Bible is a different translation.

Ephesians 4:24 NIV ... put on the new self, created to be like God in true righteousness and holiness.

- What do you like about this Bible verse?

Choose a Question to Get your Group Talking

- What do you think kids mean when they say, "Be true to yourself?"
- How is it different when you're true to just yourself instead of being true to who you are in Jesus?
- When you choose to follow Jesus, you are still you—but you put on a "new self." What do you think Jesus would say about the person He made you to be?
- How would you help a friend who thought they were good at something, but it turned out they weren't?

Wrap Up

- **Pray** together.
- **Play** a game like *Simon Says* or 20 questions.

Leader Tip


Tell parents something specific and positive about their child. It shows you know their child and that you care.



Check Out

≈ 10 min

Greet parents • Praise kids • Stay in small group until check out ends



THINGS GOD MADE ME GOOD AT ACTIVITY SUPPLEMENT DISCERNING TRUTH // WEEK 1 // HOW TO BE YOURSELF

Offer ideas for things kids are good at to any kid who is feeling stuck.


Help them see that they can use these gifts to serve our church and our community with love, bringing glory to God and allowing them to take their place in the Body of Christ!

- Taking care of younger children
- Cleaning up my neighborhood
- Caring for animals
- Singing
- Dancing
- Drawing
- Playing sports
- Playing a musical instrument
- Writing
- Helping others learn something new
- Encouraging people who are feeling down
- Writing letters or cards to people
- Making new friends
- Helping others to see their strengths and gifts
- Smiling at people
- Inviting people to come to church
- Learning from the Bible
- Remembering and saying Bible verses that help people
- Sharing with others (food, clothes, toys, etc.)
- Being patient even when I don't get my way
- Helping new people feel comfortable at school, church, in my neighborhood, etc.
- Including people who are left out
- Making others laugh and find joy
- Helping people stay calm
- Telling others how much Jesus loves them



SMALL GROUP LEADER GUIDE

Discerning Truth • Week 2 • What Is Truth?



Countdown Timer
5 min
Start video when experience begins • Tidy room • Get into a small group with your kids

Small Group Welcome
3 min
Get kids talking • Help each kid in your small group feel seen and heard

- **Introduce** yourself and **welcome** kids by name.
- **Catch up** on prayer requests and life events.
- **Talk about** welcome question: **What do you think it's like to be a detective and solve mysteries?**

Theme Song
1 min
Sing and dance along • Encourage your small group to join in

Emcee Intro Koneksi
30 sec
Focus your small group on emcee

Rules Video
1 min
Focus your small group on video • Encourage kids to count out and say each rule with video

Emcee Giving Koneksi
30 sec
Focus your small group on emcee

Offering Teaching Video
90 sec
Focus your small group on the video • Follow campus procedure to collect offering

Worship Teaching Video
1 min
Focus your small group on video • Stand with your kids when video prompts you to

Worship Music Videos
≈ 6 min
Sing and dance along • Encourage your small group to join in

- I Believe
- Jesus Is Alive Right Now

Emcee Activity Koneksi
30 sec
Focus your small group on emcee

Small Group Activity
9 min
Have fun doing activity with your small group

You'll Need

Per Kid	1 Sheet of paper
Per Group	1 Collapsible "trash" bin

After Activity

Kids Keep	Nothing
You Keep	"Trash" bin (save to reuse)

To Do

Say: God's truth is something to love and trust. But not everything we hear is true. False stuff is worse than slimy trash—throw it away from your heart and mind as fast as you can. Let's play a game about that.

1. Kids **sit** in a circle with space between each kid.
2. **Place** bin in center of group and **tell** kids it is now your trash bin.
3. **Give** each kid a sheet of paper and have them **wad it up** into a piece of trash.
4. **Read** a statement from the Truth or Trash activity supplement printed on back of this guide.
 - **If the statement is truth:** kids toss their paper in the air and catch it.
 - **If the statement is trash (a lie):** kids throw their paper wad into the trash bin.
5. **Reveal** whether the statement was truth or trash.
6. **Reset** and return paper wads to kids if needed.
7. **Ask** kids if they've ever heard the truth or the lie you just read before. They can share about it if they want.
8. **Repeat** steps 4-7 as time allows.

Emcee Point Koneksi
30 sec
Focus your small group on emcee

Konnect HQ Teaching Show
≈ 20 min
Focus your small group on video as you watch it together

Konnect HQ ABCs
1 min
Focus your small group on video • Help kids say admit, believe, and choose with video

Emcee Wrap-Up Koneksi
30 sec
Focus your small group on emcee

Small Group Talk & Prayer
≈ 10 min
Get kids talking • Pray with your small group • Build relationships

Review the Point: God, please help me learn and see the truth that You are teaching me.

Review the Verse: *Find Bibles in room. Look up verse together. Talk about what's different and/or the same if in-room Bible is a different translation.*

John 17:17 NLT "Make them holy by your truth; teach them your word, which is truth."

- What do you think this Bible verse is talking about?
- Choose a question to get your group talking:**
- What would you say the word "true" means?
 - Talk about some things you want to know the truth about.
 - What do you think you can do to learn the truth about those things?
 - The Bible is God's Word to us and can help us learn spiritual truth. What spiritual truth do you think the Bible can help you learn about? Ideas: *Who God is, God's love, how to follow Jesus and honor Him, etc.*


Wrap Up

- **Pray** together
- **Play** a game like *Charades* or *Duck, Duck, Goose*.

Leader Tip

Discussion time idea: Try answering first once in a while and then ask the group, "What do you think?"

Check Out
≈ 10 min
Greet parents • Praise kids • Stay in small group until check out ends



TRUTH OR TRASH ACTIVITY SUPPLEMENT DISCERNING TRUTH // WEEK 2 // WHAT IS TRUTH?

TRUTH statements

- I can read the Bible to see what Jesus teaches.
- Jesus is the Son of God.
- When I need help knowing God's truth, one thing I can do is pray.
- When I follow Jesus, the Holy Spirit lives in me and helps me learn God's truth.
- Sometimes my opinion or my feelings are wrong about what is true.
- I can always trust that God's truth is what's best for me.
- If I find out I believed something untrue, I can trust God to help me find what is true.
- The more I spend time with Jesus, the more I learn about God's truth.
- When I don't know what's true, it's okay to ask a trusted adult for help.
- The Bible teaches us what is good and true.

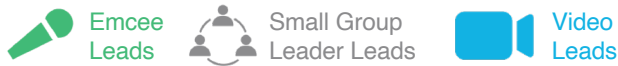
TRASH statements

- The Bible can tell me if pizza is better than pasta.
- If I wish something is the truth, it's the truth.
- If someone disagrees with me, it always means one of us is wrong.
- If I feel like something's good and true, then it's always good and true.
- I'm not old enough to read, learn, or investigate what is true.
- If I'm not sure what's true, I have to figure it all out on my own.
- If you strongly believe something deep in your heart, it's the truth.
- Everyone always agrees that God's truth is best.
- You should never have to change your thoughts or habits for any reason.
- As soon as I start following Jesus, I'll know everything about what's true and what's not.



SMALL GROUP LEADER GUIDE

Discerning Truth • Week 3
Be Kind When You Disagree



Countdown Timer

Start video when experience begins • Tidy room • Get into a small group with your kids



Small Group Welcome

Get kids talking • Help each kid in your small group feel seen and heard

- **Introduce** yourself and **welcome** kids by name.
- **Catch up** on prayer requests and life events.
- **Talk about** welcome question: **Say your favorite sport. How many different favorites did your group have?**



Theme Song

Sing and dance along • Encourage your small group to join in



Emcee Intro Koneksi

Focus your small group on emcee



Rules Video

Focus your small group on video • Encourage kids to count out and say each rule with video



Emcee Giving Koneksi

Focus your small group on emcee



Offering Teaching Video

Focus your small group on the video • Follow campus procedure to collect offering



Worship Teaching Video

Focus your small group on video • Stand with your kids when video prompts you to



Worship Music Videos

Sing and dance along • Encourage your small group to join in

- I Believe
- Echo



Emcee Activity Koneksi

Focus your small group on emcee



Small Group Activity

Have fun doing activity with your small group

You'll Need

Per Kid	1 Pizza sticker kit
Per Group	Nothing

After Activity

Kids Keep	The pizza they made
You Keep	Nothing

To Do

1. **Give** everyone (including yourself) a pizza sticker kit.
- Say:** I have a challenge: Create the BEST, TASTIEST pizza. Only put the toppings you really like on there! *Go!*
2. Kids **stick** toppings they like on their pizza crusts.
3. You **create** a pizza, too, but make sure your pizza is **completely different** from every other kid's pizza.
- Say:** Time's up! Show me your pizzas!
4. **Reveal** (playfully to keep from hurting feelings) your pizza, and **declare** it *THE BEST* pizza of all time.
5. **Ask** kids if they agree, and (playfully) **defend** your pizza if they don't.

Say: I'm just kidding around, right? If we don't agree on something like *pizza toppings* it doesn't mean everyone else is wrong! It's okay to like different things and disagree on what's best sometimes. **We can all agree on what matters most:** following Jesus and sharing His love with everyone!

6. **As time allows**, kids **look** at each other's pizzas to see what's different about them and what's the same.



Emcee Point Koneksi

Focus your small group on emcee



Konnect HQ Teaching Show

Focus your small group on video as you watch it together



Konnect HQ ABCs

Focus your small group on video • Help kids say admit, believe, and choose with video



Emcee Wrap-Up Koneksi

Focus your small group on emcee



Small Group Talk & Prayer

Get kids talking • Pray with your small group • Build relationships

Review the Point: It's okay to disagree—just do so respectfully.

Review the Verse: *Find Bibles in room. Look up verse together. Talk about what's different and/or the same if in-room Bible is a different translation.*

Colossians 4:6 NIV Let your conversation be always full of grace, seasoned with salt, so that you may know how to answer everyone.

- Close your eyes and listen to this Bible verse. What does this Bible verse make you think about?

Choose a Question to Get Your Group Talking

- How would you explain the word "disagree" to someone else?
- If your friend disagreed with a parent, what would you tell them to do?
- How can you be respectful to someone who disagrees with you about following Jesus?

Wrap Up

- **Pray** together.
- **Play** a game like *Thumb Wars* or *Telephone*.

Leader Tip

Discussion time quiet? Try "turn and talk." Have a kid share their answer with someone next to them first.



Check Out

Greet parents • Praise kids • Stay in small group until check out ends

No activity supplement needed for this week.



SMALL GROUP LEADER GUIDE

Discerning Truth • Week 4 • Stand Your Ground When Friends Are Arguing



Emcee Leads



Small Group Leader Leads



Video Leads



Countdown Timer

5 min

Start video when experience begins • Tidy room • Get into a small group with your kids



Small Group Welcome

3 min

Get kids talking • Help each kid in your small group feel seen and heard

- **Introduce** yourself and **welcome** kids by name.
- **Catch up** on prayer requests and life events.
- **Talk about** welcome question: **If you had 50 rubber chickens, what would you do with them?**



Theme Song

1 min

Sing and dance along • Encourage your small group to join in



Emcee Intro Koneksi

30 sec

Focus your small group on emcee



Rules Video

1 min

Focus your small group on video • Encourage kids to count out and say each rule with video



Emcee Giving Koneksi

30 sec

Focus your small group on emcee



Offering Teaching Video

90 sec

Focus your small group on the video • Follow campus procedure to collect offering



Worship Teaching Video

1 min

Focus your small group on video • Stand with your kids when video prompts you to



Worship Music Videos

≈ 6 min

Sing and dance along • Encourage your small group to join in

- I Believe
- Undefeated



Emcee Activity Koneksi

30 sec

Focus your small group on emcee



Small Group Activity

9 min

Have fun doing activity with your small group

You'll Need

Per Kid	1 Toy monkey
Per Group	5 Wooden dowel rods 5 Paper trays

After Activity

Kids Keep	Their monkey
You Keep	Paper trays and rods (save to reuse)

To Do

1. Kids **partner** up and sit facing one another, about two feet apart. *You can partner with a kid if needed.*
- Say:** I'm going to give you and your partner two monkeys who are fighting with each other. Use teamwork to bring them together and help them work it out.
2. **Give** each pair of kids a paper tray, a wooden rod, and two toy monkeys.
3. Kids **face** one another and **place** paper tray on the floor between them.
4. Each partner **holds** one end of the rod to keep it centered over their tray.
5. Kids **hang** one monkey at each end of the rod.
6. Kids **work together**, wiggling the rod to get the monkeys to the center of it.
7. Kids **continue wiggling** the rod to get the monkeys to fall off into the tray at the same time.
8. If a monkey falls off the rod at the wrong time, kids **reset** and **try** again.
9. **As time allows, play** again as a race if you'd like.



Emcee Point Koneksi

30 sec

Focus your small group on emcee



Konnect HQ Teaching Show

≈ 20 min

Focus your small group on video as you watch it together



Konnect HQ ABCs

1 min

Focus your small group on video • Help kids say admit, believe, and choose with video



Emcee Wrap-Up Koneksi

30 sec

Focus your small group on emcee



Small Group Talk & Prayer

≈ 10 min

Get kids talking • Pray with your small group • Build relationships

Review the Point: Don't participate in hate.

Review the Verse: *Find Bibles* in room. **Look up** verse together. **Talk about** what's different and/or the same if in-room Bible is a different translation.

Proverbs 10:12 NIRV Hate stirs up fights. But love erases all sins by forgiving them.

- What do you think people can learn from this verse?
- Choose a Question to Get Your Group Talking**
- How do you think a kid feels when they're stuck in the middle of someone else's fight?
 - What do you think can help a kid stay out of someone else's fight instead of picking sides?
 - If your friend told you their parents were fighting a lot, what would you say or do to help them?
 - Name a trusted grown-up you can talk to if people around you are fighting a lot.
 - Think of some people who are fighting and quietly say a prayer for them.

Wrap Up

- **Pray** together.
- **Play** a game like *Rock, Paper, Scissors* or *I Spy*.

Leader Tip

Find a unique way to let every child in your group know you're glad they're here!



Check Out

≈ 10 min

Greet parents • Praise kids • Stay in small group until check out ends

No activity supplement needed for this week.