



## SMALL GROUP LEADER GUIDE

Peer Relationships • Week 1 •  
Love Everyone



Emcee  
Leads



Small Group  
Leader Leads



Video  
Leads



### Countdown Timer

5 min

Start video when experience begins • Tidy room • Get into a small group with your kids



### Small Group Welcome

3 min

Get kids talking • Help each kid in your small group feel seen and heard

- **Introduce** yourself and **welcome** kids by name.
- **Catch up** on prayer requests and life events.
- **Talk about** welcome question: **If you made a Valentine's Day candy heart, what would it say?**



### Theme Song

1 min

Sing and dance along • Encourage your small group to join in



### Emcee Intro Konnection

30 sec

Focus your small group on emcee



### Rules Video

1 min

Focus your small group on video • Encourage kids to count out and say each rule with video



### Emcee Giving Konnection

30 sec

Focus your small group on emcee



### Offering Teaching Video

90 sec

Focus your small group on the video • Follow campus procedure to collect offering



### Worship Teaching Video

1 min

Focus your small group on video • Stand with your kids when video prompts you to



### Worship Music Videos

≈ 6 min

Sing and dance along • Encourage your small group to join in

- One in a Million
- Hey Me



### Emcee Activity Konnection

30 sec

Focus your small group on emcee



### Small Group Activity

9 min

Have fun doing activity with your small group

#### You'll Need

Per Kid	1 Mini wooden cross
Per Group	Nothing

#### After Activity

Kids Keep	Their cross
You Keep	Nothing

#### To Do

**Say:** When we feel hurt by someone or frustrated by them, we can ask God to help us forgive them and love them. We can pray for God to bless them while our hearts heal.

1. **Ask** kids to **think** of a person they might have a hard time forgiving or getting along with, **without saying** their name out loud. *Reach out to your room leader or coach if a kid needs to talk about their situation.*
2. **Give** each kid a mini cross.

**Say:** This is a little cross for you to hold while you think. Now comes your challenge. Can you think of a blessing you could ask God to give to that person? If you think of an idea, give me a thumbs up.

3. Offer **suggestions** from the "Prayers of Blessing" activity supplement on back if help is needed.
4. Kids may **share** the blessing they thought of—but no pressure to share.
5. Next, **lead kids through the prayer** printed on back.
6. **Encourage** kids to keep the cross as a reminder to pray for themselves and the person they thought of.



### Emcee Point Konnection

30 sec

Focus your small group on emcee



### Konnnect HQ Teaching Show

≈ 20 min

Focus your small group on video as you watch it together



### Konnnect HQ ABCs

1 min

Focus your small group on video • Help kids say admit, believe, and choose with video



### Emcee Wrap-Up Konnection

30 sec

Focus your small group on emcee



### Small Group Talk & Prayer

≈ 10 min

Get kids talking • Pray with your small group • Build relationships

**Review the Point:** Love everyone because God loves you.

**Review the Verse:** *Find Bibles* in room. **Look up** verse together. **Talk about** what's different and/or the same if in-room Bible is a different translation.

**Matthew 5:44 NIRV** "... Love your enemies. Pray for those who hurt you."

- What does this Bible verse mean to you?

#### Choose a question to get your group talking:

- How do you feel when someone treats you badly?
- Share some safe ways to be kind to someone who has treated you badly.
- When someone treats you badly, what help do you need from Jesus?
- Name a trusted adult you can talk to when someone has treated you badly.

#### Wrap Up

- **Pray** together.
- **Play** a game like *Rock, Paper, Scissors*, or *I Spy*.

#### Leader Tip


Your spiritual health is important too, leader. If you need prayer or support, reach out to your LifeKids pastor today!



### Check Out

≈ 10 min

Greet parents • Praise kids • Stay in small group until check out ends



## **PRAYERS OF BLESSING ACTIVITY SUPPLEMENT PEER RELATIONSHIPS // WEEK 1 // LOVE EVERYONE**

**Ideas for blessings we can pray over others:**

Bless them with ...

- a good day
- friendship with Jesus
- good health
- love
- patience
- kindness
- self-control
- good friends
- trust in God
- a good home
- seeing how good God made them to be
- wisdom
- a good family
- good choices
- etc.

**Ask kids to repeat this prayer after you with heads bowed and eyes closed.**

***If any kids aren't comfortable or ready to pray, that's okay. They can just quietly listen.***

*Dear Jesus, (kids repeat)*

*I'm thinking of someone. (kids repeat)*

*You know what I've been through with them. (kids repeat)*

*Please help me to forgive them the way You do. (kids repeat)*

*Please help me love them the way You do. (kids repeat)*

*Please bless them today. (kids repeat)*

*In Jesus' name, amen. (kids repeat)*



## SMALL GROUP LEADER GUIDE

Peer Relationships • Week 2 •

Who Are My Real Friends?



Emcee  
Leads



Small Group  
Leader Leads



Video  
Leads



### Countdown Timer

5 min

Start video when experience begins • Tidy room • Get into a small group with your kids



3 min

### Small Group Welcome

Get kids talking • Help each kid in your small group feel seen and heard

- **Introduce** yourself and **welcome** kids by name.
- **Catch up** on prayer requests and life events.
- **Talk about** welcome question: **What game do you love to play with family or friends?**



1 min

### Theme Song

Sing and dance along • Encourage your small group to join in



30 sec

### Emcee Intro Koneksi

Focus your small group on emcee



1 min

### Rules Video

Focus your small group on video • Encourage kids to count out and say each rule with video



30 sec

### Emcee Giving Koneksi

Focus your small group on emcee



90 sec

### Offering Teaching Video

Focus your small group on the video • Follow campus procedure to collect offering



1 min

### Worship Teaching Video

Focus your small group on video • Stand with your kids when video prompts you to



≈ 6 min

### Worship Music Videos

Sing and dance along • Encourage your small group to join in

- Hey Me

- I Am Yours



30 sec

### Emcee Activity Koneksi

Focus your small group on emcee



9 min

### Small Group Activity

Have fun doing activity with your small group

#### You'll Need

Per Kid	1 Blank sheet of paper
Per Group	1 Set of markers

#### After Activity

Kids Keep	Sheet of paper with their name on it
You Keep	Markers (save to reuse)

#### To Do

**Say:** Being loyal means you're there for your friends, no matter what. Sometimes loyalty takes teamwork or makes things harder. But sometimes loyalty is more fun, too! Let's do some loyalty challenges together!

1. Kids **pair up**.
2. **Help** kids **read, do, and discuss** the challenges on the back of this guide at their own pace. **Note:** Read the challenges to the kids who need additional help.
3. **If time allows**, kids **pair up** with someone else and **do the challenges** again.



30 sec

### Emcee Point Koneksi

Focus your small group on emcee



≈ 20 min

### Konnnect HQ Teaching Show

Focus your small group on video as you watch it together



1 min

### Konnnect HQ ABCs

Focus your small group on video • Help kids say admit, believe, and choose with video



30 sec

### Emcee Wrap-Up Koneksi

Focus your small group on emcee



≈ 10 min

### Small Group Talk & Prayer

Get kids talking • Pray with your small group • Build relationships

**Review the Point:** Good friends are loyal.

**Review the Verse:** *Find Bibles in room. Look up verse together. **Talk about what's different and/or the same if in-room Bible is a different translation.***

**Proverbs 17:17 NLT** A friend is always loyal, and a brother is born to help in time of need.

- What does this Bible verse make you think about?

#### Choose a question to get your group talking:

- What do you think it means to be a loyal friend?
- What things do you think a loyal friend would do?
- What do you think God has done to show He is loyal to us?
- Talk about a time you were loyal to a friend.
- Share some things that show a friend is not loyal to you.

#### Wrap Up

- **Pray** together.
- **Play** a game like *Simon Says* or *20 Questions*.

#### Leader Tip


Is a part of your Konnect experience consistently tricky? Ask your coach to observe. They might have feedback, tips, and tricks to help you. You're never in this alone!



≈ 10 min

### Check Out

Greet parents • Praise kids • Stay in small group until check out ends



## **LOYALTY CHALLENGE ACTIVITY SUPPLEMENT**

### **PEER RELATIONSHIPS // WEEK 2 // WHO ARE MY REAL FRIENDS?**

#### **#1**

##### **On Your Own Challenge:**

1. Sit down.
2. Stand up by yourself.

##### **Loyalty Challenge:**

1. Sit back-to-back with your friend.
2. Hook your arms together.
3. Stand up together without unhooking your arms.

##### **Challenge Question:**

Which challenge took more teamwork?

#### **#2**

##### **On Your Own Challenge:**

1. Write your name on a piece of paper.

##### **Loyalty Challenge:**

1. Hold the marker in your hand. You aren't allowed to move your hand by yourself.
2. Your friend moves your hand to write your name on the paper.

##### **Challenge Question:**

Which challenge was harder?

#### **#3**

##### **On Your Own Challenge:**

1. Make up a handshake by yourself.

##### **Loyalty Challenge:**

1. Make up a handshake with your friend.

##### **Challenge Question:**

Which challenge was more fun?



## SMALL GROUP LEADER GUIDE

Peer Relationships • Week 3 •

If My Family Is Fighting



Emcee  
Leads



Small Group  
Leader Leads



Video  
Leads



### Countdown Timer

5 min

Start video when experience begins • Tidy room • Get into a small group with your kids



3 min

### Small Group Welcome

Get kids talking • Help each kid in your small group feel seen and heard

- **Introduce** yourself and **welcome** kids by name.
- **Catch up** on prayer requests and life events.
- **Talk about** welcome question: **Which would you rather play: Ping-pong, Go Fish, or Checkers?**



1 min

### Theme Song

Sing and dance along • Encourage your small group to join in



30 sec

### Emcee Intro Koneksi

Focus your small group on emcee



1 min

### Rules Video

Focus your small group on video • Encourage kids to count out and say each rule with video



30 sec

### Emcee Giving Koneksi

Focus your small group on emcee



90 sec

### Offering Teaching Video

Focus your small group on the video • Follow campus procedure to collect offering



1 min

### Worship Teaching Video

Focus your small group on video • Stand with your kids when video prompts you to



≈ 6 min

### Worship Music Videos

Sing and dance along • Encourage your small group to join in

- Hey Me
- Shine a Light Remix



30 sec

### Emcee Activity Koneksi

Focus your small group on emcee



9 min

### Small Group Activity

Have fun doing activity with your small group

#### You'll Need

Per Kid	Nothing
Per Group	1 Strip of Romans 14:19 labels (only needed if labels aren't on cups already) 1 Set of 21 Cups

#### After Activity

Kids Keep	Nothing
You Keep	Labeled cups (save to reuse)

#### To Do

**Before You Begin:** Check the cups. If not done already, stick one Romans 14:19 label near the rim of 10 cups as pictured on back. It doesn't matter which direction the words are facing. **Note:** You'll have 11 blank cups.

**Say:** Let's play a fun game! We'll stack some cups in the order of the Bible verse we'll learn about today to build towers. Once we do it the easy way—we can try it a harder way. But we can't forget to work hard together with peace and cooperation!

1. **Help** kids **stack** cups according to the "Level 1: Easy" challenge on the back to spell out the Bible verse.

**The Bible Verse:** Romans 14:19 NIRV So let us do all we can to live in peace. And let us work hard to build up one another.

2. Once kids master the "Level 1: Easy" challenge, **give** each kid their cups back and **play again** to complete the "Level 2: Hard" challenge.
3. If time allows, **play again** to complete the "Level 3: Mega Hard" challenge.



30 sec

### Emcee Point Koneksi

Focus your small group on emcee



≈ 20 min

### Konnnect HQ Teaching Show

Focus your small group on video as you watch it together



1 min

### Konnnect HQ ABCs

Focus your small group on video • Help kids say admit, believe, and choose with video



30 sec

### Emcee Wrap-Up Koneksi

Focus your small group on emcee



≈ 10 min

### Small Group Talk & Prayer

Get kids talking • Pray with your small group • Build relationships

**Review the Point:** I can have peace even if my family fights.

**Review the Verse:** *Find Bibles in room. Look up verse together. Talk about what's different and/or the same if in-room Bible is a different translation.*

**Romans 14:19 NIRV** So let us do all we can to live in peace. And let us work hard to build up one another.

- What do you like about this Bible verse?

#### Choose a question to get your group talking:

- Are you more likely to join in on fights or try to get away from fights?
- What helps you to calm down if people are fighting?
- What advice would you give to someone whose family is fighting?
- Name two trusted adults you can talk to if your family is fighting and you need help.

#### Wrap Up

- **Pray** together.
- **Play** a game like Charades or Duck, Duck, Goose.

#### Leader Tip


When your experience is over, share today's wins or pain points with your co-leaders. Offer tips and high fives to one another so you can flourish as leaders!



≈ 10 min

### Check Out

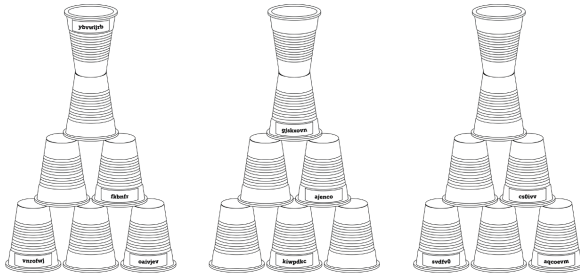
Greet parents • Praise kids • Stay in small group until check out ends



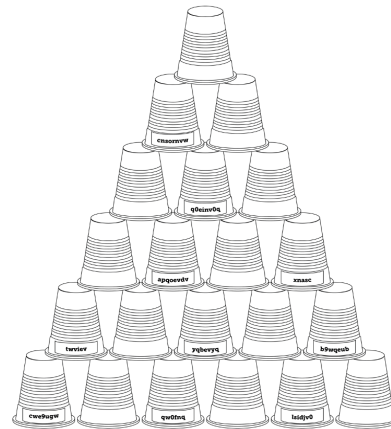
## CUP STACKING ACTIVITY SUPPLEMENT

### PEER RELATIONSHIPS // WEEK 3 // IF MY FAMILY IS FIGHTING

**TOWER DIFFICULTY LEVEL:**  
**EASY**



**TOWER DIFFICULTY LEVEL:**  
**HARD**



**TOWER DIFFICULTY LEVEL:**  
**MEGA HARD**

