




# SMALL GROUP LEADER GUIDE

Best of Konnect • Week 1 • I Feel Mad



## Countdown Timer

5 min  
Start video when experience begins • Tidy room • Get into a small group with your kids

## Small Group Welcome

3 min  
Get kids talking • Help each kid in your small group feel seen and heard

- **Introduce** yourself and **welcome** kids by name.
- **Catch up** on prayer requests and life events.
- **Talk about** welcome question: **What's a funny name for a piggy bank?**

## Theme Song

1 min  
Sing and dance along • Encourage your small group to join in

## Emcee Intro Koneksi

30 sec  
Focus your small group on emcee

## Rules Video

1 min  
Focus your small group on video • Encourage kids to count out and say each rule with video

## Emcee Giving Koneksi

30 sec  
Focus your small group on emcee

## Offering Teaching Video

90 sec  
Focus your small group on the video • Follow campus procedure to collect offering

## Worship Teaching Video

1 min  
Focus your small group on video • Stand with your kids when video prompts you to

## Worship Music Videos

≈ 6 min  
Sing and dance along • Encourage your small group to join in

- Journey of a Lifetime
- Greater Is He

## Emcee Activity Koneksi

30 sec  
Focus your small group on emcee

## Small Group Activity

9 min  
Have fun doing activity with your small group

### You'll Need

Per Kid	Nothing
Per Group	Nothing

### After Activity

Kids Keep	Nothing
You Keep	Nothing

### To Do

**Say:** It's OK to feel mad. Everyone feels mad, sometimes! But it's not OK to make wrong choices because you're mad. Let's play a game about that!

1. Kids **stand or sit** in a single file line, facing you.
2. **Read** a scenario from the activity supplement printed on the back of this guide.
3. If it's a godly way to handle anger, kids **say**, "**Truth!**" and move to **stand on your right**.
4. If it's a sinful way to handle anger, kids **say**, "**Trash!**" and move to **stand on your left**.
5. **Reset** by having kids move back to center.
6. **Repeat steps 2-5** with the remaining scenarios.
7. **If time allows**, kids can **make up** their own scenarios.

**Idea for variation:** Kids come up with one motion to do if it's a godly "truth" way to handle anger (thumbs up, jump up and down, drum roll on knees, etc.) and another motion to do if it's an ungodly "trash" way to handle anger (thumbs down, pound the ground, sit down, freeze, etc.).

## Emcee Point Koneksi

30 sec  
Focus your small group on emcee

## Konnnect HQ Teaching Show

≈ 20 min  
Focus your small group on video as you watch it together

## Konnnect HQ ABCs

1 min  
Focus your small group on video • Help kids say admit, believe, and choose with video

## Emcee Wrap-Up Koneksi

30 sec  
Focus your small group on emcee

## Small Group Talk & Prayer

≈ 10 min  
Get kids talking • Pray with your small group • Build relationships

**Review the Point:** When I feel mad, God helps me do what's right.

**Review the Verse:** *Find Bibles in room. Look up verse together. **Talk about what's different and/or the same if in-room Bible is a different translation.***

**Ephesians 4:26 NIRV** ... "When you are angry, do not sin." Do not let the sun go down while you are still angry.

- What does this Bible verse make you think about?

### Choose a Question to Get Your Group Talking

- What sins do you think people are tempted to do when they're angry?
- What do you think makes people want to hit, yell, ignore people, or fight when they're angry?
- What do you think you can do to work through angry feelings without sinning?

### Wrap Up


- **Pray** together.
- **Play** a game like *Rock, Paper, Scissors* or *I Spy*.

### Leader Tip

Do you know your kids' names? Do they know yours? Names matter, so use them often! Have fun quizzing one another until you all know each other by name.

## Check Out

≈ 10 min  
Greet parents • Praise kids • Stay in small group until check out ends



## **TRUTH OR TRASH ACTIVITY SUPPLEMENT BEST OF KONNECT // WEEK 1 // I FEEL MAD**

### **Godly Scenarios: Truth!**

- When a kid punched me, I left and found a grown-up to help me out.
- Even when someone's not sorry, I forgive them because God forgives me when I don't deserve it.
- I talked to a grown-up when I got mad, and it helped me cool down.
- When my baby sister stole my candy, I prayed God would help me be kind to her.
- I was angry when my teacher got on to me, so I counted to 100 before I talked to him about it.
- When my friend talked about me behind my back, I prayed and then talked to her about it.
- I was angry about people littering, so I started picking up trash anytime I saw it.
- I was mad kids were picking on my friend, so I got help from an adult.
- I did some exercise when I got angry. It helped me calm down.
- I took some deep breaths to calm down when I was mad.
- I say encouraging Bible verses to myself when I'm angry.
- When someone makes me mad, I pray God will bless them.

### **Sinful Scenarios: Trash!**

- I got even with my brother so he wouldn't mess with me anymore.
- I keep my feelings to myself because talking about them doesn't help.
- I hit the wall because it made me feel better.
- I yelled when I was mad at my mom so she'd know how I felt.
- When that boy called me names, I called him names right back.
- I'm not going to talk to my dad until he apologizes to me.
- When I get mad, I just leave and ignore everybody when they try to find me.
- I kick things when I get mad. It feels good to kick things really, really hard until they break.
- When my sister broke my toy, I went and broke hers, too. Now we're even.
- When I get mad, I break things. It's a good way to let off steam.
- When people hurt my feelings, I just pretend like I'm not mad.
- I throw a fit when things don't go my way.
- My friend was talking about me behind my back, so I told everyone how mean she was.
- When that kid punched me, I punched right back. No one pushes me around!



# SMALL GROUP LEADER GUIDE

Best of Konnect • Week 2 • I Feel Guilty



## Countdown Timer

5 min Start video when experience begins • Tidy room • Get into a small group with your kids

## Small Group Welcome

3 min Get kids talking • Help each kid in your small group feel seen and heard

- **Introduce** yourself and **welcome** kids by name.
- **Catch up** on prayer requests and life events.
- **Talk about** welcome question: **What's the heaviest thing a person can carry?**

## Theme Song

1 min Sing and dance along • Encourage your small group to join in

## Emcee Intro Koneksi

30 sec Focus your small group on emcee

## Rules Video

1 min Focus your small group on video • Encourage kids to count out and say each rule with video

## Emcee Giving Koneksi

30 sec Focus your small group on emcee

## Offering Teaching Video

90 sec Focus your small group on the video • Follow campus procedure to collect offering

## Worship Teaching Video

1 min Focus your small group on video • Stand with your kids when video prompts you to

## Worship Music Videos

≈ 6 min Sing and dance along • Encourage your small group to join in

- Get to Give
- Journey of a Lifetime

## Emcee Activity Koneksi

30 sec Focus your small group on emcee

## Small Group Activity

9 min Have fun doing activity with your small group

### You'll Need

Per Kid	Nothing
Per Group	1 Magic eraser tablet

### After Activity

Kids Keep	Nothing
You Keep	Magic eraser tablet (save to reuse)

### To Do

**Say:** We all make wrong choices. Sometimes they're a mistake. Sometimes they're on purpose. If we hide them, we'll feel guilty. Think of something that could make a kid feel guilty.

1. Ask each kid to **share** what they thought of. As they do, have them **draw** a messy scribble on the tablet. (You can hold the tablet or pass it around the group until all kids have shared and scribbled.)

**Say:** When we try to hide our sins, our hearts can feel like this tablet, all messed up. But when we follow Jesus, we can ask God's forgiveness anytime—and bam! He forgives us and erases our guilt! Let's ask for His forgiveness and for His help to make choices that honor Jesus.

2. **Pray** together: *God, please forgive us for our sins. Please help us choose Your way so we can honor You. In Jesus' name, amen.*
3. **Press** the "trash" button on the tablet to **erase** the scribbles.
4. **If time allows**, play again. Let kids make some scribbles, say, "Jesus forgives us!" and erase them.

## Emcee Point Koneksi

30 sec Focus your small group on emcee

## Konnect HQ Teaching Show

≈ 20 min Focus your small group on video as you watch it together

## Konnect HQ ABCs

1 min Focus your small group on video • Help kids say admit, believe, and choose with video

## Emcee Wrap-Up Koneksi

30 sec Focus your small group on emcee

## Small Group Talk & Prayer

≈ 10 min Get kids talking • Pray with your small group • Build relationships

**Review the Point:** When I feel guilty, I'll ask God to forgive me.

**Review the Verse:** *Find Bibles in room. Look up verse together. Talk about what's different and/or the same if in-room Bible is a different translation.*

**1 John 1:9 NLT** ... if we confess our sins to him, he is faithful and just to forgive us ...

- What does this Bible verse mean to you?

### Choose a Question to Get Your Group Talking

- What do you think it means to feel guilty?
- What do you think would happen if you never, ever talked about your guilty feelings?
- How would you help a kid who told you they asked Jesus to forgive them, but they still feel guilty inside?
- Name some trusted leaders and friends you can talk with when you feel guilty.

### Wrap Up

- **Pray** together.
- Play a game like *Thumb Wars* or *Telephone*.

### Leader Tip

The kids in your group aren't just the leaders of tomorrow; they're leaders today! Encourage them to use what they learn to help others each and every week!

## Check Out


≈ 10 min Greet parents • Praise kids • Stay in small group until check out ends

**No activity supplement needed for this week.**



# SMALL GROUP LEADER GUIDE

Best of Konnect • Week 3 • I Feel Happy



**Countdown Timer**  
5 min  
Start video when experience begins • Tidy room • Get into a small group with your kids

**Small Group Welcome**  
3 min  
Get kids talking • Help each kid in your small group feel seen and heard

- **Introduce** yourself and **welcome** kids by name.
- **Catch up** on prayer requests and life events.
- **Talk about** welcome question: **If you dressed up like a dog, what kind of dog would you be?**

**Theme Song**  
1 min  
Sing and dance along • Encourage your small group to join in

**Emcee Intro Konnection**  
30 sec  
Focus your small group on emcee

**Rules Video**  
1 min  
Focus your small group on video • Encourage kids to count out and say each rule with video

**Emcee Giving Konnection**  
30 sec  
Focus your small group on emcee

**Offering Teaching Video**  
90 sec  
Focus your small group on the video • Follow campus procedure to collect offering

**Worship Teaching Video**  
1 min  
Focus your small group on video • Stand with your kids when video prompts you to

**Worship Music Videos**  
≈ 6 min  
Sing and dance along • Encourage your small group to join in

- My Life His Story
- Journey of a Lifetime

**Emcee Activity Konnection**  
30 sec  
Focus your small group on emcee

**Small Group Activity**  
9 min  
Have fun doing activity with your small group

### You'll Need

<b>Per Kid</b>	Nothing
<b>Per Group</b>	Nothing

### After Activity

<b>Kids Keep</b>	Nothing
<b>You Keep</b>	Nothing

### To Do

**Say:** When we choose to follow Jesus, our sins are forgiven, and we're made friends with God! That's something we can always be happy about, no matter what's going on! Let's play a game where we'll think fast and praise God for as many things as we can think of!

1. **Seat** group in a circle.
2. **Say** a category from the list printed on back.
3. **Everyone pats** their knees to keep a steady beat.
4. **Chant together on beat:** *We praise God for 3, 2, 1*
5. First kid immediately **says something** that **fits the category**.
6. **Next** kid has **3 beats** to say something else.

**Example for "Kinds of fruit":** *We praise God for 3,2,1 ... strawberries! 3,2,1 ... blueberries! 3,2,1 ... apples!* Etc.

7. **Continue** pattern in rhythm until someone can't think of anything new in time.
8. **Repeat** steps 2-7 as time allows, choosing a new category and a new kid to start to start each round.

**Emcee Point Konnection**  
30 sec  
Focus your small group on emcee

**Konnect HQ Teaching Show**  
≈ 20 min  
Focus your small group on video as you watch it together

**Konnect HQ ABCs**  
1 min  
Focus your small group on video • Help kids say admit, believe, and choose with video

**Emcee Wrap-Up Konnection**  
30 sec  
Focus your small group on emcee

**Small Group Talk & Prayer**  
≈ 10 min  
Get kids talking • Pray with your small group • Build relationships

**Review the Point:** When I feel happy, I'll praise God out loud!

**Review the Verse:** **Find Bibles** in room. **Look up** verse together. **Talk about** what's different and/or the same if in-room Bible is a different translation.

**James 5:13 NLT** Are any of you happy? You should sing praises.

- What do you like about this Bible verse?

### Choose a Question to Get Your Group Talking

- When do you feel happiest?
- What do you think is so good about praising God when you're happy?
- What is it like for you when someone else is happy, but you're feeling sad or angry?
- How can a person be happy when things seem to be going really badly?


### Wrap Up

- **Pray** together.
- **Play** a game like *Charades* or *Duck, Duck, Goose*.

### Leader Tip

Summer vacations mean some of your regular kids may be away for a while. Use this opportunity to show up by sending them a postcard to tell them they're missed!

**Check Out**  
≈ 10 min  
Greet parents • Praise kids • Stay in small group until check out ends



**THINK FAST ACTIVITY SUPPLEMENT  
BEST OF KONNECT // WEEK 3 // I FEEL HAPPY**

- Ice cream flavors
- Sports
- Types of food
- Names of holidays
- Places
- Animals
- Hobbies (Or, things we can do for fun)
- Kinds of candy
- Kinds of fruit
- Kinds of vegetables
- Movie or other show titles
- Things that make you smile
- School subjects
- Pizza toppings
- Names of people you praise God for
- Jobs people can do
- Things you find in nature that aren't animals
- Things that begin with the letter \_\_\_\_\_. (Pick a letter!)
- Things that are the color \_\_\_\_\_. (Pick a color!)
- Feel free to let a kid create a category!