

August 2012



## Lesson 24.1: Solomon's wisdom with a baby

(1 Kings 3: 16-28)

Episode 24 – Desperate Measures [Timing: 0:00 – 11:34]

### Objective

- To explore the theme of being wise.

### Summary of resources required this lesson


- Friends and Heroes Episode 24
- DVD player
- A copy of the "Make good choices" spinner for each child (*Printable resources – page 6*)
- Coloring pens or pencils
- Scissors and hole punch
- String and sticky tape
- Cardboard and glue sticks
- A Bible
- Familiar proverbs list (*Printable Resources – page 7*)
- Flipchart and marker pen (*optional*)
- Photographs of yourself (*and others*), as a baby and growing up

### Summary of Friends and Heroes story

The rebels have hatched a plan to take Governor Tiberius as a hostage, and they ask Macky to help them enter the Roman camp secretly. Macky is not convinced that it is a good plan and he has to think hard about what he should do. After speaking to Portia and telling her the story of Solomon, two mothers and a baby, he makes his decision.

### Prepare yourself – Remember to pray first!

Watch Episode 24: Note how Macky settles the initial dispute about bread by breaking it in half. But a similar thing can't be done with the baby in the Solomon story – even though Solomon uses this proposal to find the true answer. Some problems are just more complicated than others!



## Starting off

### Craft: Seeing both sides

#### Materials

- Episode 24 and DVD player
- A copy of the “Make good choices” spinner for each child (*Printable resources – page 6*)
- Coloring pens or pencils
- Scissors and hole punch
- String and sticky tape
- Cardboard and glue sticks

#### Preparation

- Cut the cardboard strips to the size of the spinner (*one for each child*).
- Cut the string into 30” lengths (two for each child).

Watch the first part of Episode 24 together, until the two tricked Roman soldiers look at the orange left by Macky [stop point = 11:34].


Afterwards, point out to the children that various people have had to make a decision and solve a problem this episode. For instance, there was the problem of the two men fighting over the loaf of bread at the beginning, which Macky solved. Later, Amikam had to decide whether he wanted to include Macky in his plan. Then after he’d been told what the plan was, Macky had to decide whether he really wanted to be included! And in the Bible story Solomon had to make a decision in a very tricky situation.

In the craft activity that now follows, each child will make a spinner that reveals the message “make good choices”. It will remind the children that we should strive to make wise choices in life.

To do this, we often need to appreciate different people’s points of view, or see both sides of an argument, in order to get a clear understanding of a situation or problem.

The spinner here, by rapidly flipping over both sides of colored letters, is a graphical representation of this. It is only by this means that you can see the complete message, as a whole.

Instructions on how to make the spinner are on the Printable Resources sheet.



## In deeper

### Proverbs

#### Materials

- A Bible
- Familiar proverbs list (*Printable Resources – page 7*)
- Flipchart and marker pen (*optional*)


Take some time together exploring the difficult decision Macky had to take in today's episode, of whether or not to help Amikam and the rebels in their latest scheme. Use questions similar to the following:

- **What was the big decision that Macky had to make?**
- **Why did he find it difficult?**
- **What made him decide to help?**
- **When he told the rebels he would help, he stipulated a condition: what was this and why?**

Now take some time to explore Solomon's predicament in today's Bible story.

- **Why was this situation so difficult?**
- **Why in the end was his suggestion to cut the baby in half a wise thing to say?**

After your discussion, explain that Solomon was famous for being a very wise king. Indeed, when Macky introduces this story he says "Solomon was the wisest king we ever had." Point out that much of the wisdom of Solomon is conveyed in the book of Proverbs in the Bible. (Show the children this, and read aloud the opening six verses.)






Tell the children that, when they are a little older, they might like to read the book of Proverbs for themselves. For the time being, however, you would just like them to get an understanding of what a proverb is.

A proverb is a wise saying, that sometimes is easy to understand, and sometimes quite difficult. Most countries and languages have their own – and our country is no exception. They might not be as wise as the things written in the Bible, but they can often help to pass on useful life-experience from one generation to another.

Now take some time together “de-coding” some of the sayings listed in Printable Resources. Have fun doing it. Invite children to contribute other proverbs that they may know. Make sure the children understand that these are familiar proverbs, and not from the book of Proverbs itself.

Optionally, if you have time (and using a flipchart and pen), you might like to play a game of “draw the proverb” for some of the more graphical examples – such as “Don’t cry over spilled milk”.



## Prayer time



FRIENDS  
AND  
HEROES

### Materials

- Photographs of yourself (*and others*), as a baby and growing up.

Show the baby photograph of yourself. If possible, show several baby pictures of different people that the children will know. Get the children to guess who the person is (or persons are).

Introduce the later pictures and comment on the life-stages they show.

Point out that when people are born, they are dependent on others and have so much to learn.

We never know exactly what a person will do later in life, or what will happen to them, when we see them as a baby. They have tremendous potential locked away from our eyes. They may make good and bad choices as they grow up. Hopefully they will make better and wiser decisions as they go through life.

Remind the children that they are still growing up through their life. They have lots of things in store that they do not know anything of.

Tell them that you are going to pray now, asking for God to help them through their life. You are going to pray that they grow wise and make good choices.

*Dear all-knowing Father*

*You are wiser and more knowledgeable than we can ever imagine.*

*We here are growing through our own lives, not knowing what the future has in store for us: the good times and the bad times.*

*I pray that you will bless these children with your presence always, that they will open their hearts to the true message from your son, Jesus Christ, that they will grow wise, caring and loving, and that their choices will be good for them, for you, and for everyone.*

*Amen*



# Printable Resources

Lesson 24.1 – A “make good choices” spinner

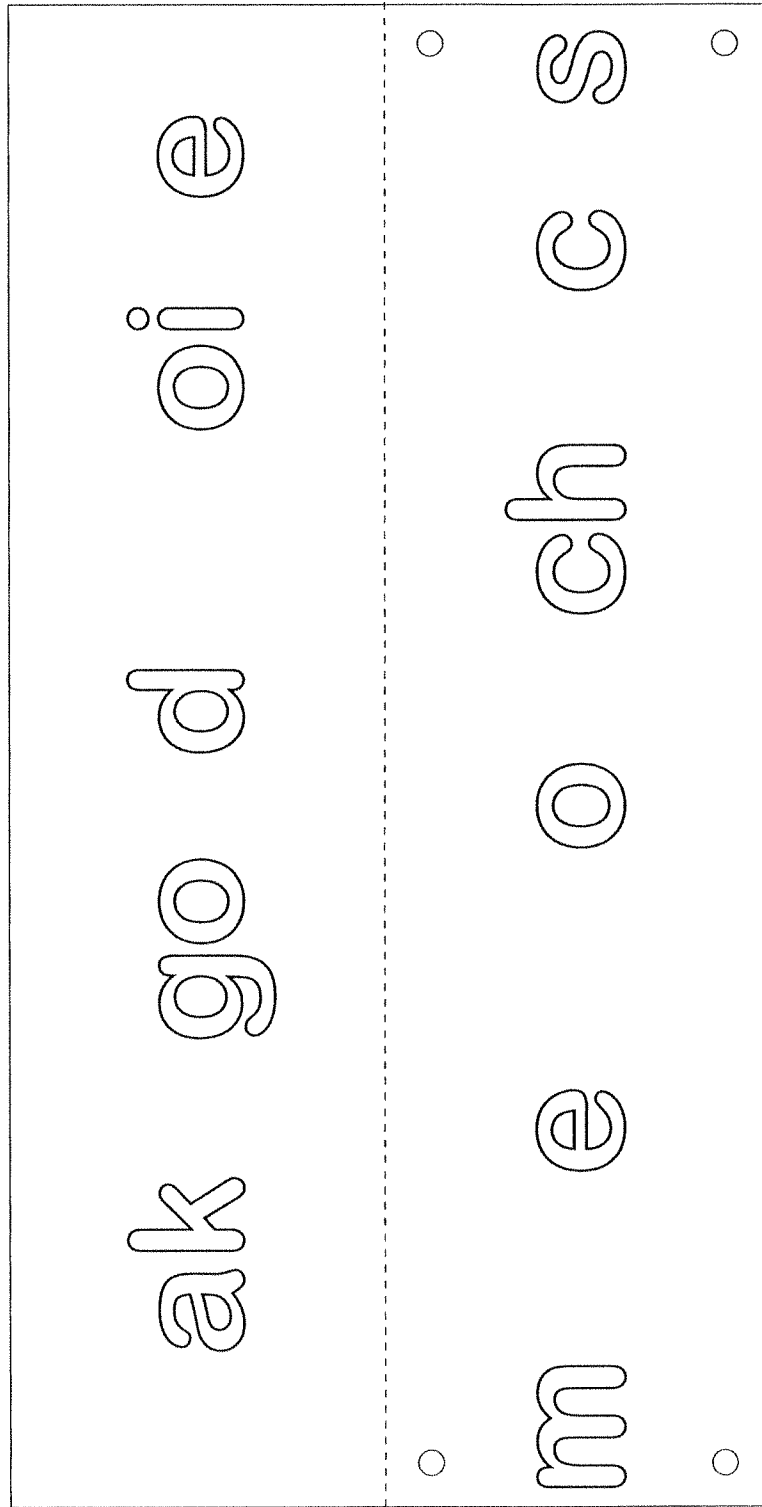


To make the spinner:

- Color in the letters in bold colors
- Cut out the rectangle and fold along the dotted line so that the letters are on the outside
- Insert a strip of cardboard and glue down all the edges so that you have a thick strip of card with letters on both sides.
- Punch four holes in the strip at the circle marks.
- Lace a 30" fine string through the left holes and tie in a knot. Likewise, lace a second 30" length through the right holes and tie in a knot. (Don't lace the string so that it hides any letters)

To use the spinner:

- Looping one knotted end of string on a door handle and the other in one hand, rotate the spinner at least one hundred times in the same direction
- When the strings are fully entwined release the spinner pulling gently on the string
- The spinner will twirl rapidly and reveal its message.



# Printable Resources

## Lesson 24.1 – Familiar proverbs



- Remember to stress these are just simple sayings that pass on a little wisdom and advice from previous generations.
- Real truth and wisdom, from God, is found by reading the Bible.



1. A bird in the hand is worth two in the bush
2. A friend in need is a friend indeed
3. A little learning is a dangerous thing
4. All that glitters is not gold
5. A stitch in time saves nine
6. Beggars can't be choosers
7. Better safe than sorry
8. Do as you would be done by
9. Don't count your chickens before they're hatched
10. Don't cry over spilled milk
11. Forgive and forget
12. Great oaks from little acorns grow
13. Look before you leap
14. More haste, less speed
15. Once bitten, twice shy
16. Practice makes perfect
17. Rome wasn't built in a day
18. Silence is golden
19. Too many cooks spoil the broth
20. Waste not, want not


# Extra, extra!

## Lesson 24.1 – Imperfect reflections



In today's Bible story both the women really knew who was the mother of the baby. But nobody else could definitely say who it was. That's why they went to King Solomon for a decision. The babies must have looked quite alike.

Here's a bit of a test. Can you spot one difference in each of the reflections below?



"Fools think their own way is right, but the wise listen to others."

Proverbs 12:15 [New Living Translation]

Answer:

Amikam: one of his kneecaps is missing. Sarah: the soles of her sandals have gone. Devorah: the headress by her side has disappeared.





## Lesson 24.2: Paul appeals to Caesar

(Acts 24:27 – 25:12)

Episode 24 – Desperate Measures [Timing: 11:35 to end]

### Objective

- To explore the theme of finding a different way.


### Summary of resources required this lesson

- Friends and Heroes Episode 24
- DVD player
- One or more sets of 30 direction cards (*Printable Resources – page 7*)
- Seven dominoes
- A marble
- A strip of card (*approx 4" x 12"*)
- A large book
- A Bible verse card for each child (*Printable Resources – page 8*)
- Coloring pens or pencils

### Summary of Friends and Heroes story

Macky, Uziel and Amikam are in the Roman camp. Amikam then goes back on his word not to harm anyone. In fact he is determined to kill Tiberius. Macky is outraged, and he also knows that Portia is with Tiberius at this hour – so she is in danger too! He calls out, to reveal their presence in the camp and to foil Amikam's plan. Amikam and Uziel escape, but unfortunately Macky is captured. Tiberius intends to hold a swift trial, followed by an execution. It doesn't look good for Macky!

### Prepare yourself – Remember to pray first!



Watch Episode 24: Note how Macky and Portia react to changing circumstances, always sticking to what they know is right – never giving up hope, even though the outlook doesn't look good right now.

**ADVANCED WARNING:** There will be only one lesson to accompany Episode 25, and this will be a "special" using the whole episode. You may wish to check it out now.



## Starting off

### Game: Different paths for different people

#### Materials

- Episode 24 and DVD player
- One or more sets of 30 direction cards (*Printable Resources – page 7*)

#### Preparation

- Print out Printable Resource page 7 three times to obtain a set of 30 direction cards. Cut out the direction cards. Produce multiple sets if you want to split your group into smaller groups.

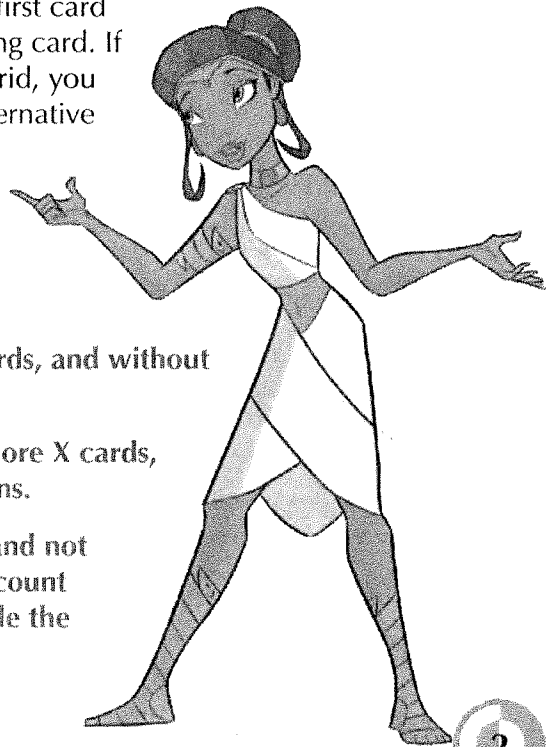
Watch the second part of Episode 24 together, from when Macky, Uziel and Amikam enter the Roman camp [start point = 11:35].


Afterwards, play the following game.

Lay out the cards, face down, in a six by five grid. Starting on a side with five cards, turn one card over. If it is an arrow card, you can move to another card in one of the directions indicated. Turn the new card over and proceed in the same manner, until you cross from the starting side to the opposite side. If you turn over an X card, your progress is blocked. If this is the first card you turn over, you will have to choose an alternative starting card. If you encounter an X card during your progress across the grid, you can retrace your path to a point where you can take an alternative direction.

Possible outcomes:



- Some people may be able to cross turning over six cards only.
- Some people may be able to cross in more than six cards, and without encountering an X.
- Some people may cross, having encountered one or more X cards, by retracing their steps and taking alternative directions.
- Some people may exhaust all their alternative routes and not manage to cross the grid – in which case they should count the number of cards they have turned over, then shuffle the pack and try again until they succeed.





At the end, the game players should compare how many cards they used to complete their own crossing. At this point explain to the group that the experiences they have had are a little like other times in their lives. Sometimes things go well (like for those who completed the game in six moves): other times we can encounter problems and frustrations. But if we are persistent and stay focused, we can often find another way of achieving our end.

Have a short discussion about this point, and refer back to the difficulties and frustrations Macky encountered in this episode, and the way he had to change what he was currently doing in the light of the changed circumstances. We will have to wait until the next episode to see how he deals with the upcoming trial and the threat to his life!



## In deeper

### Puzzle activity: exploring different options

#### Materials

- Seven dominoes
- A marble
- A strip of card (approx 4" x 12")
- A large book

This activity is designed to illustrate that sometimes we can't achieve our aims right away. We have to try different ways; and sometimes the end itself can be achieved in different ways. The activity can be done as a whole group, with you manipulating the apparatus after sampling opinions from the children as you progress. Or it may be possible to let some groups of children explore possible arrangements of the apparatus themselves.


The challenge is to arrange the apparatus in such a way that a marble is rolled down a chute directly towards a domino that has been stood upright. The marble must not go past the domino, and the domino must not be knocked over. Ideally the marble should hit the domino.

The chute is simply made by putting two parallel folds a short distance apart down the length of card, so that there is a narrow base surface with two sides. The top of the chute should rest on the book. The target domino should be placed some distance from the bottom of the chute. The other dominoes can be arranged as a passageway between the chute and the target in the first instance.

Explain the objective to the children, and demonstrate a trial run in which the target domino is spectacularly bowled over.

Now explore the variables that can be changed. For instance, the domino can be moved further away. The chute can be lowered, by opening the book and resting the top of the chute on lower pages. The additional dominoes can be arranged as a tunnel towards the target, if the marble regularly passes the target. They can be arranged as impediments to the marble's progress. Finally they can be stacked behind the target to support it.

Afterwards, have a discussion about how sometimes things in life are not straight forward. Encourage the children to share experiences they have had where events didn't happen in the anticipated way, and plans had to be changed. Then get them to reflect on Paul's circumstance in today's story and the difficulties he had.




Point out the facts that Paul had been in prison for two years (under the old Roman Governor), and although he didn't have his freedom, he was safe from the people in Jerusalem who wanted to kill him. However, the new Roman Governor wanted to sort the situation out – i.e. establish whether Paul was guilty of something or not. In one way this was a good thing, because Paul had done nothing wrong, and should have been free. In another way it was a bad thing, because his enemies saw this as an opportunity to get their hands on Paul.

Paul had to find another way of moving on – and he did!

He claimed his right to be tried by Caesar. This meant he wouldn't be sent to Jerusalem and be at risk of being killed by his enemies on the way; and he would no longer be held in the prison he'd already spent the last two years in. It did however mean that his life would take a new, unexpected turn. He would be in Rome, and he would have to see what life brought him then!

Point out that Paul had huge faith in God. He believed that God would not let him down. In this way he was ready for the new twist in his life. We, too, can be confident about the changes in our life, so long as we keep our faith and stick to doing the right thing and following the right Way.



## Prayer time

FRIENDS  
AND  
HEROES

### Materials

- A Bible verse card for each child (*Printable Resources – page 8*)
- Coloring pens or pencils

Distribute a prayer card to each child. Point out that the image on the card shows Paul standing in front of Festus (the Roman Governor), with a couple of the men who are planning on killing Paul lurking in the background.

Paul was in a tight spot. But he would not give up. He stood up for what he believed in. His faith in Jesus Christ as his Savior was unshakeable.

Let the children color in the words on the card. The words themselves are ones written by Paul himself. They are part of 2 Corinthians 13:8, which reads in full: "For we cannot oppose the truth, but must always stand for the truth" [New Living Translation].

At the end of your session together, pray a prayer similar to the following:


*Dear heavenly Father*

*You are the truth,  
And your son taught us how to follow the true way.*

*We promise to stay true:  
Always to stand up for the truth,  
Even when the going gets tough and unpredictable.  
Just like Paul did when he found himself in front of the Roman Governor  
And surrounded by people who wanted to kill him.*

*Help us to have courage like his,  
And to find a way whatever happens.*

*Amen*

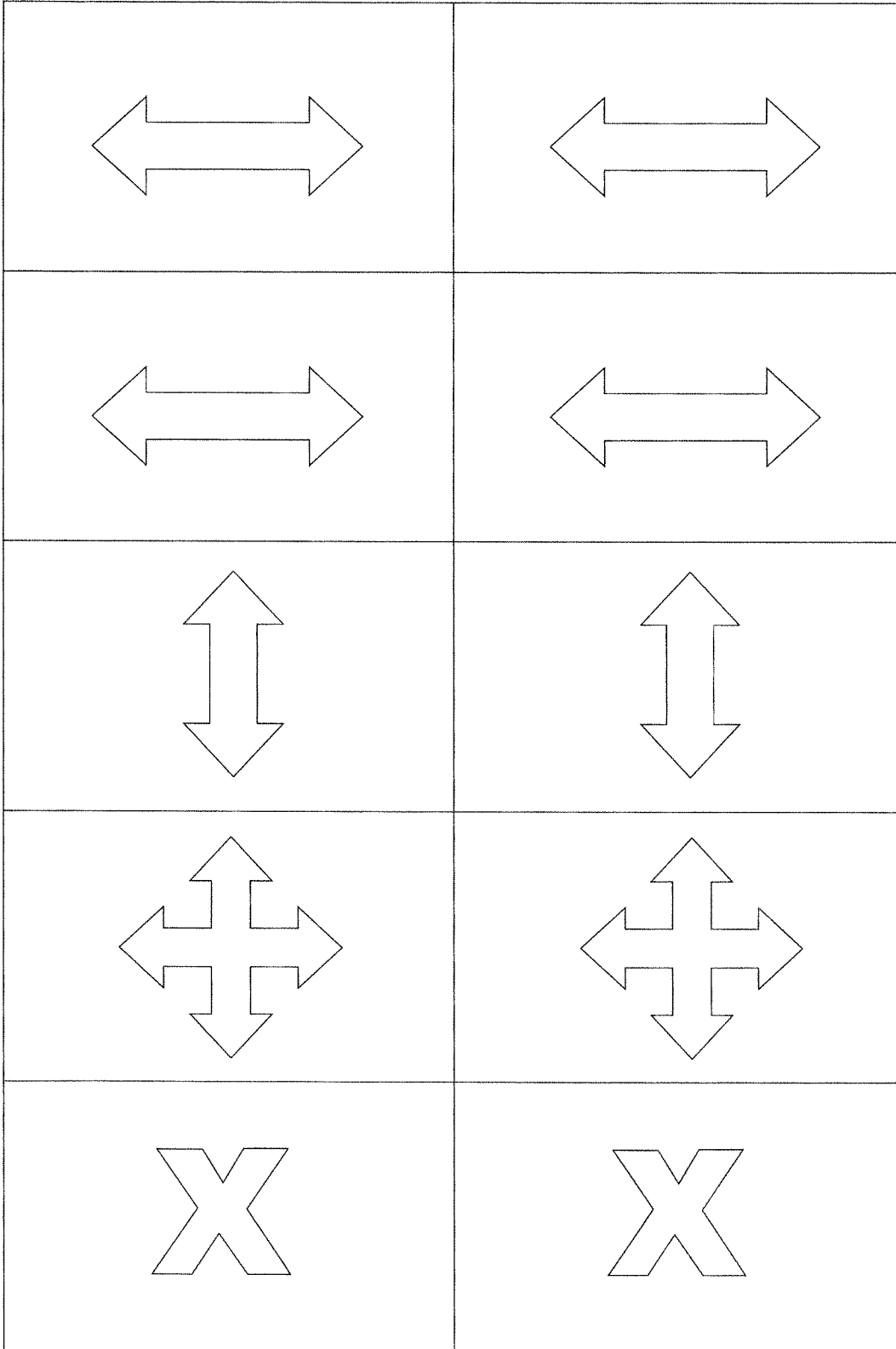


# Printable Resources

Lesson 24.2 – Direction cards



- Print this page three times. Cut out the cards and shuffle them into a pack.




# Printable Resources

## Lesson 24.2 – Bible verse card



- Print and cut out a card for each member of your group. Use the stiffest paper your printer will manage.


“Here are some words Paul wrote”



**Always  
stand for  
the truth**

2 Corinthians 13:8

“Here are some words Paul wrote”



**Always  
stand for  
the truth**

2 Corinthians 13:8



# Extra, extra!

Lesson 24.2 – One path, one Way: lots of twists and turns

FRIENDS  
AND  
HEROES

There were lots of twists and turns in Paul's life. But he never gave up. He always stayed true to his faith in Jesus Christ, his and our Savior. The path below is just one path, from the outside to the middle. Can you find your way along all its twists and turns? (Why not mark it with a pencil?)



"Cling to your faith in Christ, and keep your conscience clear."

1 Timothy 1:19 [New Living Translation]

*Note: This is a real labyrinth on the floor of Chartres Cathedral in France, which people used to walk along. Why not look it up on the internet?*

