

Sunday School @ Home

Pre-K & Kindergarten
Saving Grace Lutheran Church
Eau Claire, WI

Welcome to Sunday School At Home

Hello Pre-K & Kindergarten Sunday School Friends!



We miss you! We hope you are having fun on your extended break, but we miss seeing you at Sunday School!

Because we can't meet, we're bringing Sunday School to you. Each of you received a bag of activities that go with the lessons you would have learned about in Sunday School. Mini lesson videos are being made each week and have been posted to our Sunday School Facebook Group. We realize that not everyone is on Facebook, so this Google Slides file has been created for you to watch the mini lessons.

We will add additional fun things such as the links to the Saddleback Kids videos (great videos that the 1st-3rd graders loved) that correspond to the lessons, as well as pictures of crafts we're doing at home. You may even find a video or two in here of some of our friends reading Bible stories.

Blessings! We hope to see you all very soon!

Melissa, Ms. Bobbi, and Ms. Dolly

Palm Sunday Lesson

March 22, 2020

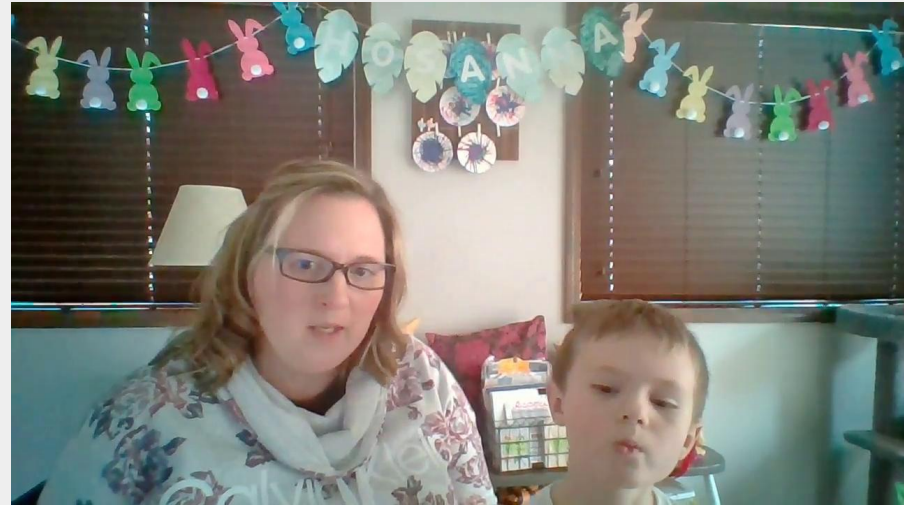


Also check out this video from Saddleback Kids:

[Saddleback Kids: The Triumphant Entry](#)

The Last Supper Lesson

March 29, 2020



Also check out these videos:

[Saddleback Kids: Jesus Washes His Disciples Feet](#)


[Saddleback Kids: Jesus Prays](#)

[Saddleback Kids: The Story of Easter- The Last Supper](#)


Crayon Resist Art (Easter Morning)

Materials: White paper, white (or very light colored) crayon, watercolor paints

Make It: (1) Draw the image on the white paper. It will be very hard to see. Hint: use a light color crayon and lightly draw your image. (2) Trace over it several times with a white crayon. (3) Using watercolors, paint over the entire paper. The paint won't stick to the crayon and your image will appear!




A Big Story




A Big Story






Went to  to celebrate Passover.




brought  a  to ride into the city.

When  entered Jerusalem, he was


greeted by a . They waved  and

shouted "Hosanna!". They even placed 

on the road in front of Him.  was greeted





as a King.






Unfortunately, not everyone was excited to see 



Part One







The chief priests did not like  and they paid Judas, one of  disciples,  to turn  over to them.

On the day of the Passover,  gathered His  for the Passover meal.  began to .

This confused the , as this was a servant's job.  told them they would soon understand why He was doing this.  then ate their meal. It was during this meal that Jesus said one of them would soon betray Him.

Part Two (A)



After they finished their meal,  broke 
blessed it and gave it to the . He said, "Take,
eat; this is my body."  then took , gave
thanks, and gave it to the  saying "Drink from it,
all of you. For this is my blood of the new covenant,
which is shed for you for the forgiveness of sins."





(Matthew 26: 26-28)



Part Three (A)

and the disciples walked to Gethsemane.
told the to sit while He . The
fell asleep. Then arrived with the chief
priests and Judas. Judas had betrayed .
was arrested and brought to Pontius Pilate.
Pilate sentenced to be crucified.
A was placed on Jesus' head. He was
forced to carry His own . A man named
Simon helped carry the part of the way.
hands and feet were to the .




was placed between two thieves. People
mocked . Although it was still day as
 hung on the , darkness fell upon the
land and in the **3rd** hour of darkness  died.

Jesus' body was taken down from the



His body was wrapped in linens and laid in








A large  was pushed in front of the tomb's door.





guarded the



Part Three (B)

On the morning of the 3rd day, Mary Magdalene and Mary, the mother of James, went to the  to put spices on  body. However, when they arrived to the  the  was rolled away. An angel was inside. 

The women were afraid, but the angel told them not to fear for  was not there.

 had risen just as He said He would. The women ran to tell the disciples: 
Jesus has risen!

It's *Holy Week!*

Palm Sunday: Jesus' triumphant entry into Jerusalem


Maundy Thursday: The Last Supper

Good Friday: Jesus' crucifixion

Easter Sunday: Jesus' resurrection



Sunday School @ Home Meeting 4-9-2020



Also, check out this
Saddleback Kids video about
the story of Easter.

https://www.youtube.com/watch?v=HL8R158Ujp4&list=PL5aPdmniG3y_n7hXEKTV4qQnleCe-p6Ws&index=55


Music Time

A Message from Miss Rachel



He is Risen!

He is risen indeed!



mmer68739.net/2nd-grade-projects-gallery-2/the-empty-to-mb/



The Easter Egg
is hollow,
Just like they found
the tomb;
For it is meant to
represent
Christ has risen
for you!

Matthew 28:6

Music Time (April 16, 2020)

I Have Decided to Follow Jesus

<https://www.youtube.com/watch?v=xPc8YdcrrSc>



Joyful, Joyful

<https://www.youtube.com/watch?v=b8LBoV8uLQ8>




[Link to lyrics](#)

Jesus is Risen

Lesson

April 19, 2020



Music Time with Miss Rachel (4-23-2020)

I Am a C-H-R-I-S-T-I-A-N



This Little Light of Mine



[Link to lyric booklet](#) (These were also sent in the new packets.)

This Little Light of Mine Craft



This is a great craft to make and use as a prop while you sing *This Little Light of Mine* with Miss Rachel in her music lesson.

Materials needed: paper plate, cupcake liner, yellow paper, blue (or any color) paper. *Don't have a paper plate or cupcake liner? No problem! Just use what you have at home.

This craft is from daniellesplace.com- a great site filled with Bible story activities and crafts! Pinterest link: <https://pin.it/2Z6FBcj>

The Holy Spirit

April 26, 2020



Saddleback Kids Video:

God Sends the Holy Spirit

https://www.youtube.com/watch?v=OMQKy1Mx49M&list=P_L5aPdmniG3y_n7hXEKTV4qQnleCe-p6Ws&index=80


All Things are
Possible Through
God!

May 3, 2020



Possible or Impossible Paper Trick (Slide 1)

Can you put your head through this piece of paper without tearing it?




Materials:

Piece of paper (this piece is 6" x 5" **)

Pencil


Scissors

**A regular size sheet of paper will be large enough to step through




Step 1:

Fold the piece of paper in half lengthwise




Step 2:

Use a pencil and rule to mark $\frac{1}{2}$ " segments starting on the folded side; alternate folded side, unfolded side (see picture at step 1 for mark help)





Possible or Impossible Paper Trick

(Slide 2)



Step 3:

Cut along the lines (make sure you don't cut all the way across- leave $\frac{1}{4}$ " from the edge)



Step 4:

Cut a small amount off the top of the folded edge. Do not cut the two end pieces. When opened up it will look like the bottom part of the picture.



Step 4:

Holding the ends of the paper, gently pull the paper. It is now possible to put your head through the paper!

Possible or Impossible Paper Trick

With God all
things are
possible!!

Here's a video of how to do the trick.



Music Time With Miss Rachel

Jesus Loves Me





Fruit of the Spirit

May 10, 2020



Here is the link to the Fruit of the Spirit song:

<https://www.youtube.com/watch?v=Rezg4jYFoj0>

The Fruit of the Spirit Necklace



MRS. JONES'
Creation Station

Music Time With Miss Rachel

Alive, Alive

