

Learn The 10 Commandments Using Hand Motions

Exodus 20:3-7

Note that each hand motion used the number of fingers that corresponds to the number of the commandment.

1. You shall have no other gods before me.

Motion: Point 1 Finger Up To Heaven.

Explanation: There's One God In Heaven. He is the only God we worship.




2. You shall not make for yourself an idol.

Motion: Hold Up 1 Finger On Each Hand.

Make 1 Of Them Bow To The Other.

Explanation: Don't Bow To Idols.



3. You shall not misuse the name of the Lord your God.

Motion: Hold Up 3 Fingers To Make A 'W'.

Move Them To Your Lips.

Explanation: Shhh, No Bad Words.




4. Remember the Sabbath day by keeping it holy.

Motion: Form A Steeple With 2 Fingers From Each Hand.

Move Them To Your Cheek And Rest Your Head On Them.

Explanation: Worship And Rest On The Lord's Day.



5. Honor your father and your mother.

Motion: Put 1 Hand To Your Forehead And Salute.

Explanation: Honor your Mom And Dad.




6. You shall not murder.

Motion: Hold One Hand Out Flat Like A Stop Sign.

Point A Finger From The Other Hand And Shoot.

Let Your Hand Go Limp As Though Dead.

Explanation: Don't Kill.



7. You shall not commit adultery.

Motion: Put 1 Hand Palm Upward.

Lay Your Two Fingers Down, One At A Time.

Explanation: Marriage Is One Man And One Woman.




8. You shall not steal.

Motion: Hold Up 3 Fingers In One Hand.

With The Other Hand, Quickly Snatch Away Those Fingers.

Explanation: Don't take things that don't belong to you.

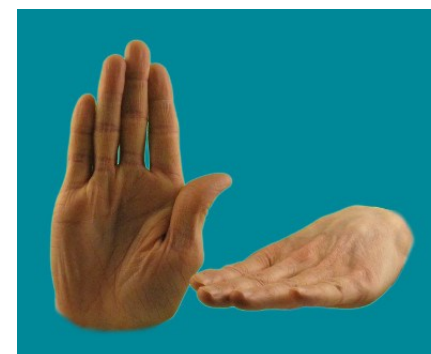


9. You shall not give false testimony against your neighbor.

Motion: Hold 1 Hand Palm Forward To Take An Oath.

Lay 4 Fingers Of The Other Hand On The Bible.

Explanation: Always Tell The Truth.



10. You shall not covet.

Motion: Put Both Hands Out Grab Fistfuls Of Stuff.

Explanation: Don't Be Greedy.

