


A SIMPLE GUIDE ON

HOW TO JOIN US FOR OUR LIVE SUNDAY GATHERING

ON YOUR COMPUTER

STEP 1

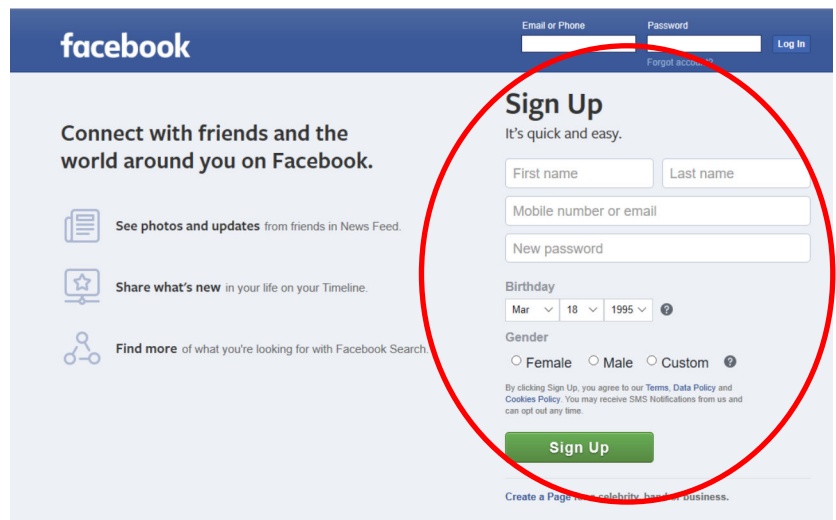
Open your internet browser and type in "**facebook.com**" in the search bar. **Press enter**.



STEP 2

Once the page has loaded, you should now see this screen. **To sign up, enter your information and press "sign up"**. Facebook will then need to **confirm your account** either by email or phone.

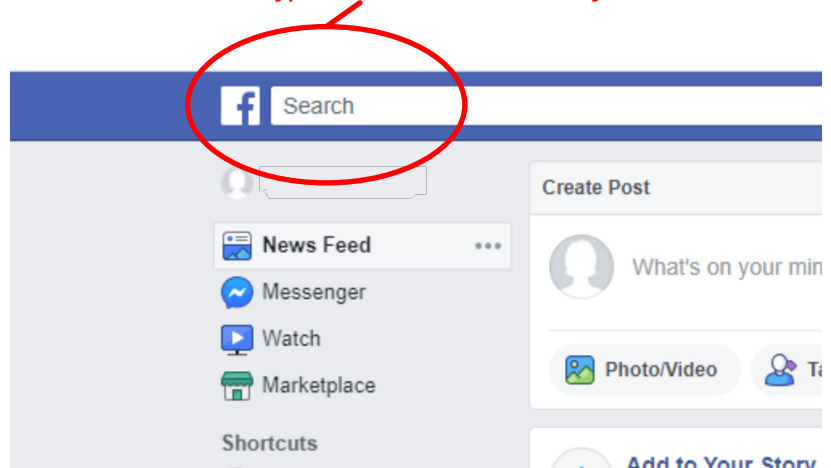
*If you need to create an email address, you can do so at gmail.com, yahoo.com, etc.



STEP 3

You can now log in using your email/phone and password. Once you are logged in, you should see a **search bar** in the top left corner. Type in "**Camarillo Community Church**" and press **enter**.

Type in "Camarillo Community Church" here



STEP 4

You should now see the CamCC page. First, click "like" and then **click on the page name** to go to the page.



STEP 5

You will now be on CamCC's page. **Scroll down** past the photos and events until you get to "posts". At 9am, you will see a post that says "**Camarillo Community Church is now live**". You can expand the video by clicking the arrows ↕ on the bottom of the video.

Scroll down the page



That's it! If you aren't able to join us LIVE, you can always find the recorded gathering here or find the full HD version on our website at camcc.net/messages on Sunday evening.

