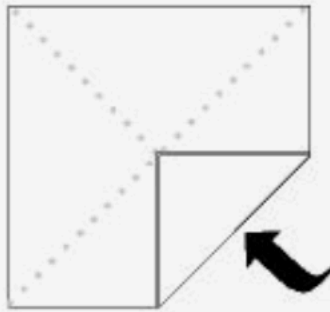
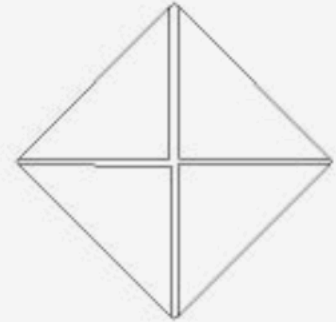


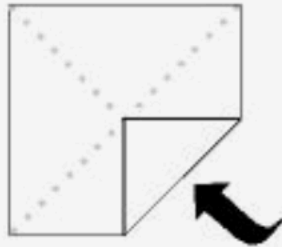
Unfold it and place it printed side down – you should now have an 8 ½" x 8 ½" piece.



Fold up all four corners so that the points meet in the middle.



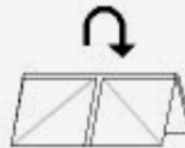
It should now look like this. Flip it over.



Fold up all four corners so that the points meet in the middle.



It should now look like this.



Now fold the top back.



Work your fingers into the four corners from the fold side – work the creases to form the four points.

If you have trouble...ask your parents for help.  
I'll bet they made these when they were kids!

