


# Messiah Lutheran Preschool

Enrollment Information  
2025-2026



14920 Hutchison Road  
Tampa, FL 33625

License #: C 13HI0081

813 968-9534 ~ [messiahpreschool.org](http://messiahpreschool.org)

## OPENING DATES – SCHOOL YEAR 2025-2026

**(Dates and classes may be subject to change)**

Thursday, August 7, 2025

**Meet the Teacher**

Friday, August 8, 2025

**Meet the Teacher**

Monday, August 11, 2025

First day of school for children in the  
VPK

2- & 3-year-old MWF Class

2 & 3-year old 5 day Class

Tuesday, August 12, 2025

First day of school for children in the  
2 & 3-year-old Tuesday/Thursday class

In July you will receive an email letter from the preschool. This will confirm the start dates and will inform parents of their child's teacher and class assignment.

# MESSIAH LUTHERAN CHURCH PRESCHOOL

## 2025-2026

**Judy Patterson, Director**

14920 Hutchison Road Tampa FL 33625 Phone: (813)968-9534

[preschooldirector@messiahtampa.com](mailto:preschooldirector@messiahtampa.com)

License #: C13HI0081

### **STATEMENT OF PHILOSOPHY:**

As a Christ-centered educational ministry of Messiah Lutheran Church, Messiah Preschool in partnership with families provides the building blocks for the spiritual, physical, mental, emotional, and social growth of its students with a developmentally appropriate curriculum that affirms the importance of learning through play. We encourage the children to share their God-given gifts in service as witnesses to their love for Christ. This ministry nurtures the congregation and the community through the grace of Jesus our Savior in a joyous and loving environment as it fulfills our Lord's imperative: "Let the little children come to me and do not hinder them for the Kingdom of God belongs to such as these" (Mark 10:14).

### **NON-DISCRIMINATION POLICY:**

"Messiah Lutheran Preschool admits students of any race, color, national, and ethnic origin to all the rights, privileges, programs, and activities generally accorded or made available to students at the school. It does not discriminate based on race, color, national and ethnic origin in administration of its educational policies, admissions policies, scholarship program, and other school-administered programs."

### **OUR MISSION STATEMENT:**

The Mission of Messiah Lutheran Church Preschool is to touch the hearts of children and their families with the love of Jesus and to nurture their growth spiritually, academically, physically, emotionally and socially.

### **ADMISSION REQUIREMENTS:**

1. Children must meet the following age requirements by September 1:
  - o **2 years old** to enroll in the 2-year-old class.
  - o **3 years old** to enroll in the 3-year-old class.
  - o **4 years old** to enroll in the VPK program or 4-year-old class.
2. Must be able to drink from a cup (all ages).
3. Must be toilet trained (3- and 4-year-olds).
4. Submit the Florida School Entry Health and Immunization Form from your child's physician
5. Submit completed Enrollment Packet Paperwork.
6. Provide a copy of the child's birth certificate at initial registration (required for 2- and 3-year-olds).
7. A VPK voucher is required for enrollment in the VPK program.

## **CLASS OPTIONS:**

VPK & 4-year-old class: Monday thru Friday

VPK & 4-year-old class & Afternoon Enrichment: Monday thru Friday

3-year-old/2-day class: Tuesday, Thursday (Half Day 9-Noon or Full Day 9-3)

3-year-old/ 3-day class: Monday, Wednesday, Friday (Half Day 9-Noon or Full Day 9-3)

3-year-old /5-day class: Monday-Friday (Half Day 9-Noon or Full Day 9-3)

2-year-old /2-day class: Tuesday, Thursday (Half Day 9-Noon or Full Day 9-3)

2-year-old /3-day class: Monday, Wednesday, Friday (Half Day 9-Noon or Full Day 9-3)

2-year-old /5-day class: Monday-Friday (Half Day 9-Noon or Full Day 9-3)

Before and After School Care are available.

Before School Care is available from 8am-9am.

After School Care is available from 3pm-5pm.

(Class days are based on availability and enrollment and are subject to change)



# Messiah Lutheran Preschool

## 2025-2026 Preschool Tuition and Fees

Days Per Week/Hours	Yearly Tuition	Monthly Tuition	Supply Fee*	Registration Fee *
<b>2 Half Days (T &amp; TH)</b> 9:00 am - Noon	\$3,350	\$335	\$180	\$100
<b>2 Full Days (T &amp; TH)</b> 9:00 am - 3:00 pm	\$5,040	\$504	\$180	\$100
<b>3 Half Days (M, W, F)</b> 9:00 am - Noon	\$3,900	\$390	\$180	\$100
<b>3 Full Days (M, W, F)</b> 9:00 am - 3:00 pm	\$6,060	\$606	\$180	\$100
<b>5 Half Days (M - F)</b> 9:00 am - Noon	\$5,500	\$550	\$225	\$100
<b>5 Full Days (M - F)</b> 9:00 am - 3:00 pm	\$9,100	\$910	\$225	\$100
<b>VPK Half Days (M - F)</b> 9:00 am - Noon	\$0 (state funded)	\$0	\$0	\$0 (see VPK supply list)
<b>VPK + Enrichment 5 Days (M - F)</b> 9:00 am - 3:00 pm	state funding + \$3,360	\$336	\$0	\$100 + VPK supply list

\*Supply fees are due August 1st

\*\*Registration fees are due with paperwork

Full tuition payment: 5% discount if annual tuition is paid in full by August 31st

Sibling discount: 5% discount for the younger child's tuition when more than one child from a family is registered in a preschool class (not VPK)



# Messiah Lutheran Preschool

## Before and After School Care Tuition

Days Per Week/Hours	Yearly Tuition	Monthly Tuition
<b>2 Before School Days (T &amp; TH )</b> <i>8:00 am - 9:00 am</i>	<b>\$800</b>	<b>\$80</b>
<b>3 Before School Days (M, W, F)</b> <i>8:00 am - 9:00 am</i>	<b>\$1,200</b>	<b>\$120</b>
<b>5 Before School Days (M - F)</b> <i>8:00 am - 9:00 am</i>	<b>\$2,000</b>	<b>\$200</b>

Days Per Week/Hours	Yearly Tuition	Monthly Tuition
<b>2 After School Days (T &amp; TH )</b> <i>3:00 pm - 5:00 pm</i>	<b>\$1,600</b>	<b>\$160</b>
<b>3 After School Days (M, W, F)</b> <i>3:00 pm - 5:00 pm</i>	<b>\$2,400</b>	<b>\$240</b>
<b>5 After School Days (M - F)</b> <i>3:00 pm - 5:00 pm</i>	<b>\$4,000</b>	<b>\$400</b>

A change in daily routine,  
lack of sleep, stress,  
fatigue, cell phone use, and  
simple distractions are some  
things parents experience and  
can be contributing factors as  
to why children have been left  
unknowingly in vehicles...



For additional information, please visit  
[www.myflfamilies.com/childcare](http://www.myflfamilies.com/childcare) or contact  
your local licensing office.

This brochure was created by the  
Department of Children and Families in  
consultation with the Department of Health.

# WHEN LIFE HAPPENS... DON'T BE A DISTRACTED ADULT







## Distraction Prevention Tips:

- **Never** leave your child alone in a car and **call 911** if you see any child locked in a car!
- **Make a habit** of checking the front and back seat of the car before you walk away.
- **Be especially mindful** during hectic or busy times, schedule or route changes, and periods of emotional stress or chaos.
- **Create reminders** by putting something in the back seat that you will need at work, school or home such as a briefcase, purse, cell phone or your left shoe.
- **Keep a stuffed animal** in the baby's car seat and place it on the front seat as a reminder when the baby is in the back seat.
- **Set a calendar reminder** on your electronic device to make sure you dropped your child off at child care.
- **Make it a routine** to always notify your child's child care provider in advance if your child is going to be late or absent; ask them to contact you if your child hasn't arrived as scheduled.

*During the 2018 legislative session, a new law was passed that requires child care facilities, family day care homes and large family child care homes to provide parents, during the months of April and September each year, with information regarding the potential for distracted adults to fail to drop off a child at the facility/home and instead leave them in the adult's vehicle upon arrival at the adult's destination.*



## Facts About Heatstroke:



It only takes a car **10 minutes** to heat up 20 degrees and become deadly.



Even with a window cracked, the **temperature inside a vehicle** can cause heatstroke.



The body temperature of a child increases **3 to 5 times faster** than an adult's body.





## Parent's Role

### Parent's role in quality child care is vital:

- Inquire about the qualifications and experience of child care staff, as well as staff turnover.
- Know the facility's policies and procedures.
- Communicate directly with caregivers.
- Visit and observe the facility.
- Participate in special activities, meetings, and conferences.
- Talk to your child about their daily experiences in child care.
- Arrange alternate care for your child when they are sick.
- Familiarize yourself with the child care standards used to license the child care facility.

## Quality Child Care

Quality child care offers healthy, social, and educational experiences under qualified supervision in a safe, nurturing, and stimulating environment. Children in these settings participate in daily, age-appropriate activities that help develop essential skills, build independence and instill self-respect. When evaluating the quality of a child care setting, you should consider the facility's quality indicators related to activities, caregivers, and environment.

### Quality Activities

- Activities are children initiated and teacher facilitated.
- Activities include social exchanges with all children.

### Quality Caregivers

- Caregivers are friendly and eager to care for children.
- Caregivers accept family cultural and ethnic differences.

### Quality Environments


- Environments are clean, safe, inviting, comfortable, and child-friendly.
- Environments provide easy access to age-appropriate toys.

[www.myflfamilies.com/childcare](http://www.myflfamilies.com/childcare)



For additional information, please visit  
[www.myflfamilies.com/childcare](http://www.myflfamilies.com/childcare)  
or contact your local licensing office.

This brochure was created by the  
Department of Children and Families in  
consultation with the Department of Health.



# KNOW YOUR CHILD CARE FACILITY

# Know Your Child Care Facility - General Requirements

Every licensed child care facility must meet the minimum state child care licensing standards pursuant to s. 402.305, F.S., and ch. 65C-22, F.A.C., which include, but are not limited to, the following:

- Valid license posted for parents to see.
- All staff appropriately screened.
- Maintain appropriate transportation practices (if transportation is provided).
- Provide parents with written disciplinary and expulsion practices used by the facility.
- Provide access to the facility during normal hours of operation.
- Maintain minimum staff-to-child ratios.

## Health Related Requirements

Emergency procedures that include:

- Posting Florida Abuse Hotline number along with other emergency numbers.
- Staff trained in first aid and pediatric cardiopulmonary resuscitation (CPR) on the premises at all times.
- Fully stocked first aid kit.
- A working fire extinguisher and documented monthly fire drills with children and staff.
- Medication and hazardous materials are inaccessible and out of children's reach.

## Ratios



<u>Age of Child</u>	<u>Child: Teacher Ratio</u>
Infant	4:1
1 year old	6:1
2 year old	11:1
3 year old	15:1
4 year old	20:1
5 year old and up	25:1

## Training Requirements

- 40-hour introductory child care training.
- 10-hour in-service training annually.
- 0.5 continuing education unit of approved training or 5 clock hours of training in early literacy and language development.
- Director Credential for all facility directors.

## Food and Nutrition

Post a meal and snack menu that provides daily nutritional needs of the children (if meals are provided).


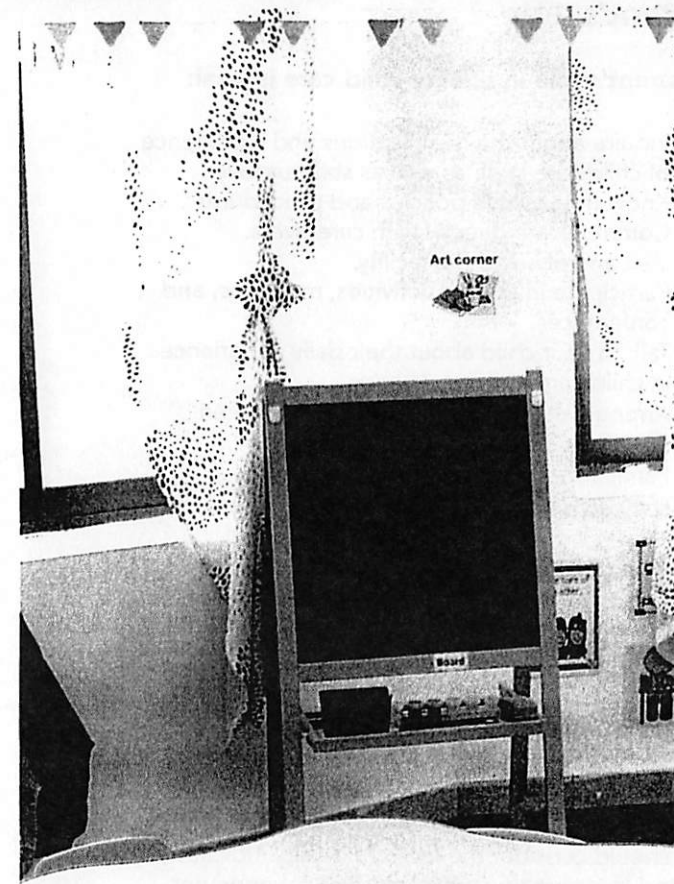
## Record Keeping

Maintain accurate records that include:

- Children's health exam/immunization record.
- Medication records.
- Enrollment information.
- Personnel records.
- Daily attendance.
- Accidents and incidents.
- Parental permission for field trips and administration of medications.

## Physical Environment

- Maintain sufficient usable indoor floor space for playing, working, and napping.
- Provide space that is clean and free of litter and other hazards.
- Provide sufficient outdoor play area.
- Maintain sufficient lighting and inside temperatures.
- Equipped with age and developmentally appropriate toys.
- Provide appropriate bathroom facilities and other furnishings.
- Provide isolation area for children who become ill.
- Practice proper hand washing, toileting, and diapering activities.



To report suspected  
or actual cases of child  
abuse or neglect, call the  
**Florida Abuse Hotline**  
**1.800.962.2873**

## What is the influenza (flu) virus:

Influenza ("the flu") is caused by a virus which infects the nose, throat, and lungs. According to the US Centers for Disease Control and Prevention (CDC), the flu is more dangerous than the common cold for children. Unlike the common cold, the flu can cause severe illness and life threatening complications in many people. Children under 5 who have the flu commonly need medical care. Severe flu complications are most common in children younger than 2 years old. Flu season can begin as early as October and last as late as May.

## How can I tell if my child has a cold, or the flu?

Most people with the flu feel tired and have fever, headache, dry cough, sore throat, runny or stuffy nose, and sore muscles. Some people, especially children, may also have stomach problems and diarrhea. Because the flu and colds have similar symptoms, it can be difficult to tell the difference between them based on symptoms alone. In general, the flu is worse than the common cold, and symptoms such as fever, body aches, extreme tiredness, and dry cough are more common and intense. People with colds are more likely to have a runny or stuffy nose. Colds generally do not result in serious health problems, such as pneumonia, bacterial infections, or hospitalizations.



For additional information, please visit [www.myflfamilies.com/childcare](http://www.myflfamilies.com/childcare) or contact your local licensing office.

This brochure was created by the Department of Children and Families in consultation with the Department of Health.

# THE FLU

## A Guide for Parents





# What should I do if my child gets sick?

Consult your doctor and make sure your child gets plenty of rest and drinks a lot of fluids. Never give aspirin or medicine that has aspirin in it to children or teenagers who may have the flu.

## Call or take your child to a doctor right away if your child:

- has a high fever or fever that lasts a long time
- has trouble breathing or breathes fast
- has skin that looks blue
- is not drinking enough
- seems confused, will not wake up, does not want to be held, or has seizures (uncontrolled shaking)
- gets better but then worse again
- has other conditions (like heart or lung disease, diabetes) that get worse

## How can I protect my child from the flu?



The flu vaccine is the best way to protect against the flu. Because the flu virus changes year to year, annual vaccination against the flu is recommended. The CDC recommends that all children from the ages of 6 months up to their 19th birthday receive the flu vaccine every fall or winter (children receiving the vaccine for the first time require two doses). You also can protect your child by receiving a flu vaccine yourself.



# What can I do to prevent the spread of germs?

The main way that the flu spreads is in respiratory droplets from coughing and sneezing. This can happen when droplets from a cough or sneeze of an infected person are propelled through the air and infect someone nearby. Though much less frequent, the flu may also spread through indirect contact with contaminated hands and articles soiled with nose and throat secretions.

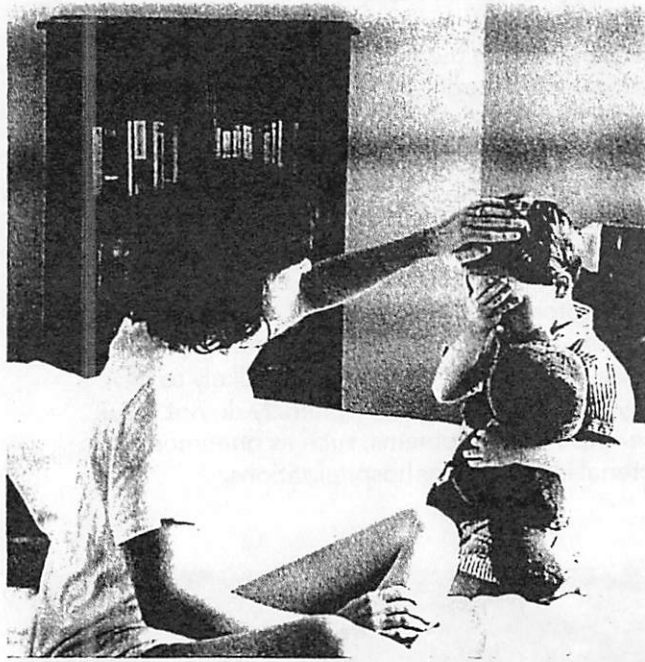
## To prevent the spread of germs:

- Wash hands often with soap and water.
- Cover mouth/nose during coughs and sneezes. If you don't have a tissue, cough or sneeze into your upper sleeve, not your hands.
- Limit contact with people who show signs of illness.
- Keep hands away from the face. Germs are often spread when a person touches something that is contaminated with germs and then touches his or her eyes, nose, or mouth.



# When should my child stay home from child care?

A person may be contagious and able to spread the virus from 1 day before showing symptoms to up to 5 days after getting sick. The time frame could be longer in children and in people who don't fight disease well (people with weakened immune systems). When sick, your child should stay at home to rest and to avoid giving the flu to other children and should not return to child care or other group settings until his or her temperature has been normal and has been sign and symptom free for a period of 24 hours.



During the 2009 legislative session, a new law was passed that requires child care facilities, family day care homes and large family child care homes provide parents with information detailing the causes, symptoms, and transmission of the influenza virus (the flu) every year during August and September.

For additional helpful information about the dangers of the flu and how to protect your child, visit: [www.cdc.gov/flu/](http://www.cdc.gov/flu/) or [www.immunizeflorida.org/](http://www.immunizeflorida.org/)