

Hello and Welcome to your Parent/Guardian Access powered by Ignitia.

The Ignitia Administrator at your student's school set up access for you. You should have received an email with a link to access the Parent login page.

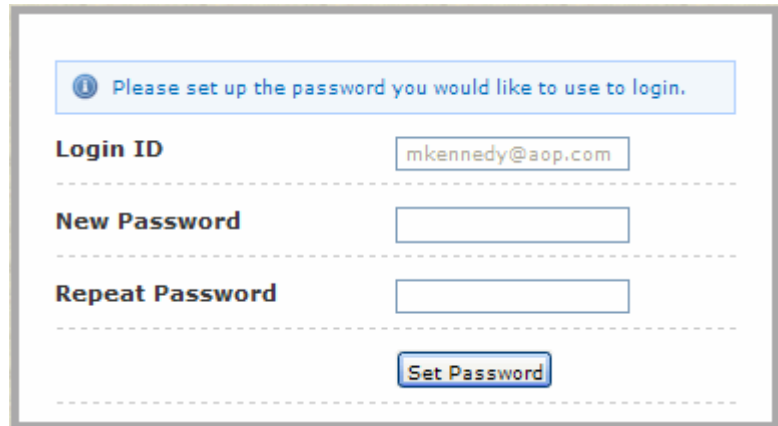
Please review the steps below. If you have difficulties, please contact the Admin you worked with to set up your initial access.

Getting Started

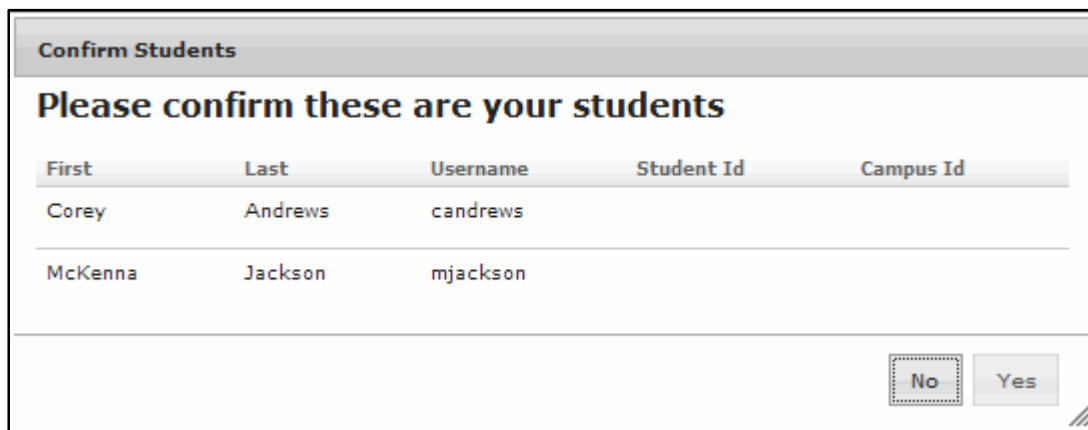
1. Open the email message and click the link.
2. Enter your chosen password twice.
3. Click **Set Password**.

To Login

1. Enter the **Username** (your email address).
2. Enter the **Password** (the one you just created).
3. Read and accept the **End User License Agreement (EULA)**. (You only need to do this the first time you login.)
4. Click **Yes** to verify the students listed, as shown below.



The screenshot shows a web form for setting a password. At the top, there is a blue information box with a question mark icon and the text: "Please set up the password you would like to use to login." Below this, there are three input fields: "Login ID" with the value "mkennedy@aop.com", "New Password", and "Repeat Password". A "Set Password" button is located at the bottom right of the form.



The screenshot shows a dialog box titled "Confirm Students" with the heading "Please confirm these are your students". It contains a table with the following data:

First	Last	Username	Student Id	Campus Id
Corey	Andrews	candrews		
McKenna	Jackson	mjackson		

At the bottom right of the dialog box, there are two buttons: "No" and "Yes".

You should now see your **Home** page.

Parent / Guardian Home Page

Home
View Student Courses
View Student Assignments

Home

Welcome to OdysseyWare!

Time is passing... are you?

My Students

McKenna Jackson mjackson

Course	Progress	Score
<u>Earth Science</u>	0.60%	100.00
<u>English I</u>	0.00%	0.00
<u>Vietnam Era</u>	1.30%	83.30
<u>Integrated Math I</u>	0.00%	0.00

Corey Andrews candrews

Course	Progress	Score
<u>Civil War</u>	1.20%	83.90
<u>Earth Science</u>	0.00%	0.00
<u>English II</u>	0.60%	75.00

September 2011 today ◀ ▶

Sun	Mon	Tue	Wed	Thu	Fri	Sat
28	29	30	31	1	2	3
No School						No School
4	5	6	7	8	9	10
No School						No School
11	12	13	14	15	16	17
No School						No School
18	19	20	21	22	23	24
No School						No School
25	26	27	28	29	30	1
No School						No School

Parent / Guardian Access

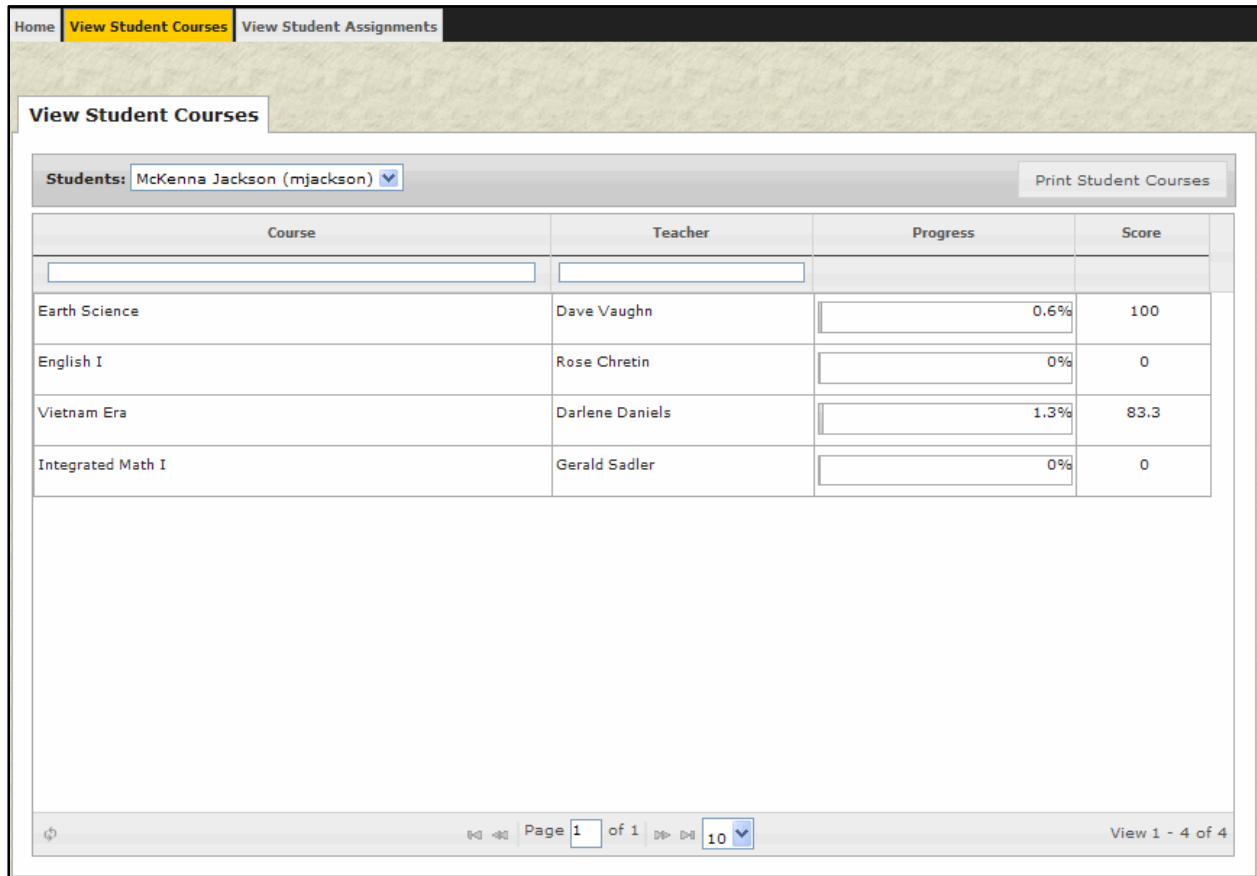
From the **View Student Courses** page (example on the next page), you can view the current progress and scores for all of your students in their assigned courses. Clicking a student name on the **Home** page or clicking the **View Student Courses** tab opens this page. An overview of the progress in all courses assigned to the selected student displays. You can see the following information:

1. Course Title
2. Teacher
3. Student's current Progress
4. Student's current Score

Use the **Students** drop-down list below the **View Student Course** tab to select another student.

Use the **Print Student Courses** button to create a report with the same information.

View Student Courses Page



Home **View Student Courses** View Student Assignments

View Student Courses

Students: McKenna Jackson (mjackson) Print Student Courses

Course	Teacher	Progress	Score
<input type="text"/>	<input type="text"/>		
Earth Science	Dave Vaughn	0.6%	100
English I	Rose Chretien	0%	0
Vietnam Era	Darlene Daniels	1.3%	83.3
Integrated Math I	Gerald Sadler	0%	0

Page 1 of 1 10 View 1 - 4 of 4

Clicking the **Course Title** lets you access the **View Student Assignments** page. (So does clicking the **View Student Assignments** tab.) On this page (example on the next page) you see a detailed view of all assignments and progress in a course for the selected student. The date the student started the course is displayed at the top of the page, along with the date the course is scheduled to be completed.

Use the **Courses** drop-down list to switch to a different course. Use the **Students** drop-down list to view courses for a different student. Click the **Print Student Course Assignments** button to print a detailed student assignment report which includes the following information:

1. Unit
2. Assignment Type (lesson, quiz, project, or test)
3. Assignment Title
4. Due Date
5. Date Completed
6. Score for the assignment

View Student Course Assignments Page

Home
View Student Courses
View Student Assignments

View Student Course Assignments

Students: Corey Andrews (candrews)
 Courses: English II
Print Student Course Assignments

English II Course Start Date: **09/02/2011** Course End Date: **05/30/2012**

Teacher: **Misty Marchione** Current Progress: **0.6** Current Score: **75**

Unit#	Title	Type	Progress	Due Date	Completion Date	Score	Status
1	Language in Motion: Voc	LESSON	100%	09/02/2011	09/02/2011	75	Posted
1	Language in Motion: Wor	LESSON	0%	09/05/2011		0	Assigned
1	Language in Motion: Etyr	LESSON	0%	09/06/2011		0	Not started
1	Language in Motion: Pror	LESSON	0%	09/07/2011		0	Not started
1	Morphemes and Inflectio	LESSON	0%	09/09/2011		0	Not started
1	Report: Names	PROJECT	0%			0	Assigned
1	Quiz 1: Language in Moti	QUIZ	0%	09/12/2011		0	Not started
1	Sentence Structure	LESSON	0%	09/13/2011		0	Not started
1	Sentence Variety	LESSON	0%	09/15/2011		0	Not started
1	Paragraph Structure	LESSON	0%	09/16/2011		0	Not started

Page 1 of 22
View 1 - 10 of 215

We hope you find the site easy to use and informative.

THANK YOU for being an involved parent / guardian!

Parent/Guardian involvement makes a difference!