

Games and Activities

Guess the smell

When Shadrach, Meshach, and Abednego left the fire, the Bible says that their clothes didn't even smell of smoke. To help child apply this, you can play a guess the smell game.

Either blindfold a child or place objects in a cup and cover with kitchen paper with a small hole. The idea is simple, the child must smell the hidden object and guess what it is.

You could use an old match or a burnt piece of paper as one of the objects for a smoke smell. Other easy to make smells with household objects could be oranges, toothpaste, shampoo, vanilla, and chocolate. (Warning: Check for allergies)



Make a Fruit Salad

Make a fruit salad with your children. You could even have it as a snack while reading the story.

Allow your child to peel the fruit (bananas and oranges etc), depending on their age, you could help them with apples, etc.

Ask them why they think fruit has a peel. Speak about how it protects the fruit and how God protects us.



Musical Statues

A classic children's game. Children must dance around, but when the music stops, they must freeze and not move.

To make it more interesting, you could give them things to do when the music is playing, for example, dance, hop, act like a chicken and so on.

Remind the children how the king ordered everyone to worship the idol when the music played, but Shadrach, Meshach, and Abednego refused as they would only worship God.



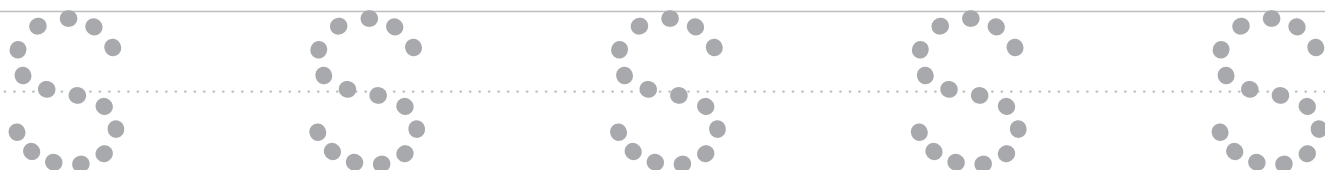
Hot or Cold

Draw **red circles** around the **hot objects**.


Draw **blue circles** around the **cold objects**.




S Shadrach





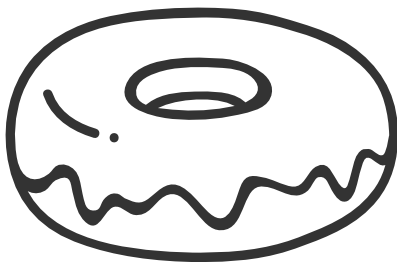
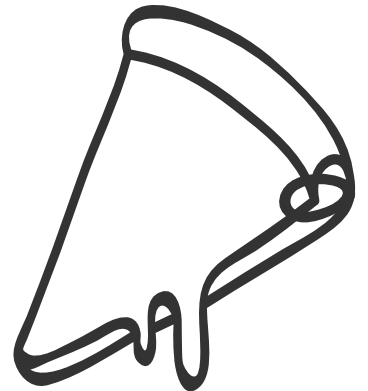


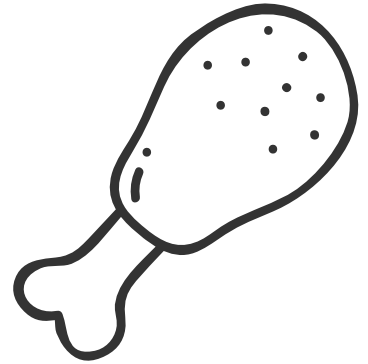


m Meshach



A bednego



Color the Vegetables



Spot the difference

5 things to find

