

# Mascot FT

## Error Code 44

- “ Check the %Min Fire+fan speed. Should be 1440 rpm (Plus or Minus 100 rpm)
- “ Set DIP Switch #7 to the **ON** position to run boiler in %Min Fire” (see attached)
- “ Press the Status button. Scroll to **C:Fr** to read fan speed. (see attached)
- “ If fan speed is not 1580-1620 (Plus or Minus 100 rpm)
- “ Set **9:FL** to **-8** (see attached)
- “ Verify %Min Fire+fan speed is 1440 (Plus or Minus 100 rpm)
- “ If not, Increase or decrease 9:FL to achieve 1440 %Min Fire+fan speed
- “ Set DIP SW #7 to the **OFF** position






## Manual “Min Fire”

- “ Set DIP Switch #7 to the **ON** position to run boiler in “Min Fire”
- “ Set DIP SW #7 Back to the OFF position after fan speed adjustment

| ON               | OFF              | # |
|------------------|------------------|---|
| <b>MIN</b> Fire  | Normal Operation | 7 |
| <b>MAX</b> Fire  | Normal Operation | 6 |
| NG Natural       | LP Propane       | 5 |
| 3" Vent Size     | 2" Vent Size     | 4 |
| Do Not Touch     | Normal Operation | 3 |
| Do Not Touch     | Normal Operation | 2 |
| Normal Operation | Do Not Touch     | 1 |




## Checking Fan Speed

1.



“ Press and HOLD the Mode button until O:ot appears.

2.



“ Using the Scroll/Select button locate **C:Fr (Fan RPM)**  
“ Press the select button to read RPM

3.



“ Fan RPM

4.



“ Press the Mode button to return to the home screen

# Adjusting Min Fan Speed

1.




Power off the display.

2.



Press and HOLD the Mode button until 1:EH appears.

3.



- “ Using the Scroll/Select button locate **9:FL**
- “ This is the **Minimum Fan adjustment**
- “ Press the select button

4.



- “ Scroll to **-8** (Negative 8).
- “ Press the Scroll/Select button to lock in the setting