



Rehabilitation of Hebron Old Town, Hebron, Palestine


شركة المحسن رقم (١)
واجهة خارجية لمزول أحمد الخصب -عناء الزمير-

Al-Mohtasben (1)
building The outside elevation in Al-Mohtaseb -during renovation-




شركة المحسن رقم (١)
واجهة خارجية لمزول أحمد الخصب -بعد الزمير-

Al-Mohtasben (1)
building The outside elevation in Al-Mohtaseb -after renovation-



واجهات رئيسية لمبنى قفيشة والشريف
قبل الزمير

Elev.s of Qafisha & Al-Sharif building
Before rehabilitation



واجهات رئيسية لمبنى قفيشة والشريف
بعد الزمير

Elev.s of Qafisha & Al-Sharif building
After rehabilitation



واجهة وسقف غرفة في مبنى آل ناصر الدين
قبل الزمير

Aelev. & aroof in Naser Aldin building
Before rehabilitation



واجهة وسقف غرفة في مبنى آل ناصر الدين
بعد الزمير

Aelev. & aroof in Naser Aldin building
After rehabilitation



الواجهة الجنوبية الداخلية لمبنى آل ناصر الدين
قبل الزمير

An entrance at an apartment in Naser Aldin building
Before rehabilitation



الواجهة الجنوبية الداخلية لمبنى آل ناصر الدين
بعد الزمير

An entrance at an apartment in Naser Aldin building
After rehabilitation

مدخل غرفة في مبنى آل ناصر الدين
قبل الترميم
An entrance of a room in
Naser Aldin building.
Before rehabilitation



مدخل غرفة في مبنى آل ناصر الدين
بعد الترميم
An entrance of a room in
Naser Aldin building.
After rehabilitation



الدرج المؤدي للأدوار العلوية العلوية في مبنى آل ناصر الدين
قبل الترميم
The stair which leads to the upper floors at Naser Aldin building
Before rehabilitation



الدرج المؤدي للأدوار العلوية العلوية في مبنى آل ناصر الدين
بعد الترميم
The stair which leads to the upper floors at Naser Aldin building
After rehabilitation



سطح وجدران في بيت أبو الضبعات
قبل الترميم
A ceil and walls in Abu Al-Dabaat building
Before rehabilitation



سطح وجدران في بيت أبو الضبعات
بعد الترميم
A ceil and walls in Abu Al-Dabaat building
After rehabilitation



سقف وواجهة في حارة الخسین
قبل الترميم
A ceil and an elevation in Haret AL-Mohtashen
Before restoration



سقف وواجهة في حارة الخسین
بعد الترميم
A ceil and an elevation in Haret AL-Mohtashen
After restoration

الواجهة الشرقية لمبنى آل الحموري
قبل الترميم
The eastern elev. of Hamouri
building .
Before rehabilitation



مبنى عيد الشريف
قبل الترميم
Eid Sharif building
Before rehabilitation



الواجهة الشرقية لمبنى آل الحموري
بعد الترميم
The eastern elev. of Hamouri
building .
After rehabilitation



مبنى عيد الشريف
بعد الترميم
Eid Sharif building
After rehabilitation

المدخل والواجهة الرئيسية لمبنى آل القاضي
قبل الترميم
The entrance and main elevation in Al-Qadi building
Before restoration



الفناء الداخلي لمبنى آل القاضي
قبل الترميم
The internal courtyard in Al-Qadi building
Before restoration



المدخل والواجهة الرئيسية لمبنى آل القاضي
بعد الترميم
The entrance and main elevation in Al-Qadi building
After restoration



الفناء الداخلي لمبنى آل القاضي
بعد الترميم
The internal courtyard in Al-Qadi building
After restoration



واجهة المطبخ الداخلية قبل الترميم - بيت الحلمان -
The kitchen interior elevation in al-Halman building
before renovation



واجهة المطبخ الداخلية بعد الترميم - بيت الحلمان -
The kitchen interior elevation in al-Halman building
after renovation



أرضية وواجهة الغرفة الداخلية في بيت الحلمان - قبل الترميم -
The floor and the room elevation in
Halman building
before renovation


أرضية وواجهة الغرفة الداخلية في بيت الحلمان - بعد الترميم -
The floor and the room elevation in
Halman building
after renovation



واجهة داخلية في مبنى آل ابو عرب
قبل الترميم
Internal elevation in Abu Arab building
Before rehabilitation



واجهة داخلية في مبنى آل ابو عرب
قبل الترميم
Internal elevation in Abu Arab building
Before rehabilitation



واجهة داخلية في مبنى آل ابو عرب
بعد الترميم
Internal elevation in Abu Arab building
After rehabilitation



واجهة داخلية في مبنى آل ابو عرب
بعد الترميم
Internal elevation in Abu Arab building
After rehabilitation



شركة المحسنين رقم (٢)
واجهة داخلية على الساحة الداخلية لمزول جبل الشريف
- قبل الترميم -

Al-Mohtasben (2)
An interior elevation on the interior square
in Al-Sharif building -before renovation-



شركة المحسنين رقم (٢)
مطبخ بيت جميل الشريف -قبل الترميم-
Al-Mohtasben (2)
The kitchen in Jamil Al-Sharif building
-before renovation-











شركة المحسنين رقم (٢)
واجهة داخلية على الساحة الداخلية لمزول جبل الشريف
- أثناء الترميم -





Al-Mohtasben (2)
An interior elevation on the interior square
in Al-Sharif building -during renovation-











شركة المحسنين رقم (٢)
مطبخ بيت جميل الشريف -بعد الترميم-
Al-Mohtasben (2)
The kitchen in Jamil Al-Sharif building
-after renovation-





<p>(١) AL-Obaid building Haret ALQazzazeen Hebron Old City Floor Area : 220 m2</p>		<p>(3) AL-Khrasha building Haret ALQazzazeen Hebron Old City Floor Area : 170 m2</p>	
<p>This building consists of three floors :- • The ground floor used as commercial stores. • The first floor consists of 5 rooms , a kitchen and a toilet which form an apartment. • The second floor consists of 4 rooms , an open area , a kitchen and a toilet which form an apartment . This building is used as an office</p>		<p>This building consists of two floors :- • The ground floor is used as a storage room and main entrance. • The first floor consists of 5 rooms , a kitchen, a toilet and an open halcony. This building is used as an office .</p>	
<p>(2) AL-Sharabati building Haret ALQazzazeen Hebron Old City Floor Area : 60 m2</p>		<p>(4) Abdel razzaq Al Iwawi building Haret ALQazzazeen Hebron Old City Floor Area : 80 m2</p>	
<p>This building consists of three floors :- • The ground floor is used for storage and commercial use. • The first floor consists of 2 rooms , a kitchen and a toilet. • The second floor consists of 2 rooms and a lobby. One family lives in this building</p>		<p>This building consists of three floors which form two apartments:- • The ground floor consists of 2 rooms , a kitchen and a toilet. • The first floor consists of one room , a toilet and an open area. • The second floor consists of 2 rooms and an open area . Two families live in this building</p>	

<p>(5)</p> <p>AL-Diwaik building</p> <p>Haret ALSawakna Hebron Old City</p> <p>Floor Area : 200m2</p>	 <p>This building forms 4 apartments and it has two main entrances :- 1) The west entrance consists of two apartments one in the ground floor and the other in the first floor. • The ground floor apartment consists of 3 rooms , a kitchen , a toilet . • The first floor apartment consists of 3 rooms , a kitchen, a toilet and an open area. 2) The north entrance consists of 2 apartments. • The first apartment in the ground floor consists of 3 rooms , a kitchen , a toilet and an open area. • The second apartment consists of 3 rooms , a kitchen and a toilet.</p>	<p>(7)</p> <p>AL-Kafesha and Alsharif building</p> <p>Haret AL Qallaa Hebron Old City</p> <p>Floor Area : 270 m2</p>	 <p>This building consists of three stories which form 6 apartments:- • The ground floor is used for commercial stores. • The first floor consists of 3 apartments:- The first one consists of 3 rooms , a kitchen and a toilet . The second one consists of 2 rooms , a kitchen and a toilet . The third one consists of 2 rooms , a kitchen and a toilet . • The second floor consists of 3 apartments:- The first one consists of 2 rooms , a kitchen and a toilet . The second one consists of 2 rooms , a kitchen , a toilet and a terrace . The third one consists of 3 rooms , a kitchen , a toilet and an open area . There are 6 families live in This building</p>
<p>(6)</p> <p>AL-Qadi building</p> <p>Bab ALKhan Hebron Old City</p> <p>Floor Area : 170 m2</p>	 <p>This building consists of three floors :- • The ground floor consists of an entrance , an open area and a room. • The first floor consists of 4 rooms , a kitchen and an open area which form an apartment. • The second floor consists of 3 rooms , a kitchen , a toilet and an open area, which forms an apartment. two families live in this building.</p>	<p>(8)</p> <p>AL-Mohtasbeen Sector(A)</p> <p>Haret Al Qalaa Hebron Old City</p> <p>Floor Area : 550 m2</p>	 <p>Rasem Al-Mohtaseb Entrance This entrance consists of 3 storied building which form two apartments:- • The ground floor consists of an entrance and stores. • The first floor consists of 3 rooms , a kitchen, a toilet, a lobby and an open area which form one apartment. • The second floor consists of 2 rooms , a kitchen, a toilet and a terrace which form one apartment. Two families live in this building</p>

<p>(9)</p> <p>AL-Mohtasbeen Sector(C)</p> <p>Haret Al Qalaa Hebron Old City</p> <p>Floor Area : 250 m2</p>	 <p>Maswada house This house consists of 2 storied building which forms two apartments:- • The ground floor consists of 2 rooms, a kitchen, a toilet, a lobby which form one apartment. • The first floor consists of 2 rooms, a kitchen, a toilet, and a lobby which form one apartment. Two families live in this house</p>	<p>(11)</p> <p>AL-Salhab building</p> <p>Haret Bany Dar Hebron Old City</p> <p>Floor Area : 120 m2</p>	 <p>This building consists of three stories which form an apartment :- • The ground floor consists of commercial stores. • The first floor consists of 4 rooms , a kitchen , a toilet and an open area . • The second floor consists of 2 rooms and a terrace . One family lives in this building.</p>
<p>(10)</p> <p>AL-Mohtasbeen Sector(C)</p> <p>Haret Al Qalaa Hebron Old City</p> <p>Floor Area : 250 m2</p>	 <p>Abdel Mohdy Qafeesha house This house consists of 3 storied building which form one apartment and commercial stores:- • The ground floor consists of commercial stores. • The first floor consists of an entrance , one room , a kitchen, a toilet and a lobby. • The second floor consists of one room, a lobby and a toilet . One family lives in this house</p>	<p>(12)</p> <p>AL-Halman building</p> <p>Haret Soq Al laban Hebron Old City</p> <p>Floor Area : 90 m2</p>	 <p>This building consists of three stories which form one apartment and commercial stores :- • The ground floor consists of commercial stores. • The first floor consists of 2 rooms , a kitchen , a toilet . • The second floor consists of 2 rooms and a terrace . One family lives in this building.</p>

<p>(9)</p> <p>AL-Mohtasbeen Sector(C) Haret Al Qalaa Hebron Old City</p> <p>Floor Area : 250 m2</p>		<p>(11)</p> <p>AL-Salhab building Haret Bany Dar Hebron Old City</p> <p>Floor Area : 120 m2</p>	
<p>(10)</p> <p>AL-Mohtasbeen Sector(C) Haret Al Qalaa Hebron Old City</p> <p>Floor Area : 250 m2</p>	<p>Maswada house This house consist of 2 storyed building which form two apartments:- <ul style="list-style-type: none"> • The ground floor consists of 2 rooms,a kitchen,a toilet, a lobby which form one apartment. • The first floor consists of 2 rooms,a kitchen,a toilet , and a lobby which form one apartment. <p>Two families live in this house</p>  </p>	<p>(12)</p> <p>AL-Halman building Haret Sooq Al laban Hebron Old City</p> <p>Floor Area : 90 m2</p>	<p>This building consists of three stories which form an apartment :- <ul style="list-style-type: none"> • The ground floor consists of commercial stores. • The first floor consists of 4 rooms ,a kitchen ,a toilet and an open area . • The second floor consists of 2 rooms and a terrace. <p>One family lives in this building.</p>  </p>

<p>(13)</p> <p>Abu Khalaf building Haret Al-Halman Hebron Old City</p> <p>Floor Area : 60 m2</p>		<p>(15)</p> <p>Walid Heraze building Haret Sooq skafia Hebron Old City</p> <p>Floor Area : 150 m2</p>	
<p>(14)</p> <p>AL-Ijale building Haret Sooq Al laban Hebron Old City</p> <p>Floor Area : 120 m2</p>	<p>This building consists of three stories which form one apartment :- <ul style="list-style-type: none"> • The ground floor consists of a hall and an entrance. • The first floor consists of 2 rooms ,a kitchen and a toilet . • The second floor consists of 2 rooms and an open area. <p>One family lives in this building.</p>  </p>	<p>(16)</p> <p>AL-Shaheen building Haret Al Qasaba Hebron Old City</p> <p>Floor Area: 150m2</p>	<p>This building consists of two stories which form one apartment :- <ul style="list-style-type: none"> • The ground floor consists of 3 rooms ,a kitchen and a toilet. • The first floor consists of 2 rooms ,a toilet and an open area .  </p>
	<p>This building consists of three stories which form one apartment :- <ul style="list-style-type: none"> • The ground floor consists of stores. • The first floor consists of 2 rooms ,a kitchen ,a toilet and an open area . • The second floor consists of a room ,a toilet and a terrace. <p>One family lives in this building.</p> </p>		<p>This building consists of three stories which consists of 4 apartments and commercial stores :- <ul style="list-style-type: none"> • The ground floor consists of commercial stores and an entrance. • The first floor consists of two apartments . • The first one consists of 2 rooms ,a kitchen and a toilet. • The second one consists of 3 rooms ,a kitchen ,a toilet and an open area which form an apartment , and other apartment consists of 2 rooms ,a kitchen,a toilet and an open area. <p>Four families live in this building.</p> </p>

<p>(17)</p> <p>AL-Qasrawi building Haret Sooq Al Iaban Hebron Old City</p> <p>Floor Area : 200 m2</p>	 <p>This building consists of three floors which form 4 apartments and stores:-</p> <ul style="list-style-type: none"> • The ground floor consists of 4 stores and main entrance. • The first floor consists of two apartments:- The first one consists of 5 rooms ,a kitchen ,a toilet and an open area. The second one consists of 5 rooms ,a kitchen ,a toilet,an open area and a lobby. • The second floor consists of 2 apartments. The first one consists of 3 rooms ,a kitchen,a toilet,a lobby and an open area , The second one consists of 2 rooms , a kitchen,a toilet and an open area. Four families live in this building. 	<p>(19)</p> <p>AL-Mohtasbeen Sector(B) Haret Al Qalaa Hebron Old City</p> <p>Floor Area :315 m2</p>	 <p>Hany Al-Mohtaseb house</p> <p>This house consists of one storyed building which forms one apartment:-</p> <ul style="list-style-type: none"> • It is consist of 2 rooms,a kitchen ,a toilet , and an open area. One family live in this house
<p>(18)</p> <p>AL-Qafeesha building Haret Bany Dar Hebron Old City</p> <p>Floor Area : 120 m2</p>	 <p>This building consists of three floors which form 3 apartments and commercial stores :-</p> <ul style="list-style-type: none"> • The ground floor consists of a main entrance and stores . • The first floor consists of tow apartment :- The first one consists of 2 rooms ,a kitchen ,a toilet and an open area. The second one consists of 2 rooms,a kitchen and a toilet. • The second floor consists of 2 rooms ,a kitchen,a toilet,a lobby and an open area which form one apartment. 	<p>(20)</p> <p>AL-Mohtasbeen Sector (B) Haret Al Qalaa Hebron Old City</p> <p>Floor Area: 315 m2</p>	 <p>Abu Hamdi Mohtaseb House</p> <ul style="list-style-type: none"> • The ground floor consists of one store. • The first floor consists of 4 rooms ,a kitchen ,a bath ,an open area and a covered area. • The second floor consists of two rooms and toilet. Two families live in this house



مدخل بيت الشرباتي - قبل الترميم-
Al-Sharbati building entrance
before renovation



مدخل بيت الشرباتي -بعد الترميم-
Al-Sharbati building entrance
after renovation

(23)

الواجهة الغربية لبيت الشرباتي - قبل الترميم-
The western elevation for al-Sharbati
building - before renovation



(24)

الواجهة الغربية لبيت الشرباتي -بعد الترميم-
The western elevation for al-Sharbati
building - after renovation





(25)

الواجهة الشرقية في الغرفة الرئيسية في بيت الخلمان - قبل الترميم -
The eastern elevation in Halman building before renovation



(27)

واجهات الغرفة والطبخ والساحة العلوية في بيت الخلمان - قبل الترميم -
The room and kitchen and the upper square elevation in Halman building before renovation

(26)

الواجهة الشرقية في الغرفة الرئيسية في بيت الخلمان - بعد الترميم -
The eastern elevation in Halman building after renovation



(28)

واجهات الغرفة والطبخ والساحة العلوية في بيت الخلمان - بعد الترميم -
The room and kitchen and the upper square elevation in Halman building after renovation



(29)

الواجهة الرئيسية لبيت الخلمان - قبل الترميم -
The main elevation for Halman building before renovation



(31)

واجهة المطبخ ومكان الحمام في بيت الخلمان - قبل الترميم -
The kitchen elevation and the bathroom in al Halman building before renovation

(30)

الواجهة الرئيسية لبيت الخلمان - بعد الترميم -
The main elevation for Halman building after renovation



واجهة المطبخ ومكان الحمام في بيت الخلمان - بعد الترميم -
The kitchen elevation and the bathroom in al Halman building after renovation
(32)


(33)
 واجهه خارجية في مبنى هاني المختب
 قبل الترميم
 Outside elevation in Hani AL-Mohtaseb building
 Before rehabilitation



(34)
 واجهه خارجية في مبنى هاني المختب
 بعد الترميم
 Outside elevation in Hani AL-Mohtaseb building
 After rehabilitation



(35)
 الواجهة الرئيسية لمبنى آل القاضي-قبل الترميم-
 The main elevation for Al-Qadi building
 before renovation



(36)
 الواجهة الرئيسية لمبنى آل القاضي-بعد الترميم-
 The main elevation for al-Qadi building
 after renovation

(37)
 واجهه خارجية في مبنى سمير المختب
 قبل الترميم
 Outside elevation in Sameer AL-Mohtaseb building
 before rehabilitation



(38)
 واجهه خارجية في مبنى سمير المختب
 بعد الترميم
 Outside elevation in Sameer AL-Mohtaseb building
 After rehabilitation

(39)
 واجهه خارجية في مبنى حمدي المختب
 قبل الترميم
 Outside elevation in Hamdi AL-Mouhtaseb
 Before rehabilitation



(40)
 واجهه خارجية في مبنى حمدي المختب
 بعد الترميم
 Outside elevation in Hamdi AL-Mouhtaseb
 After rehabilitation



(41)
شركة الخسين رقم (١)
سقف داخلي في منزل أحمد الختسب -قبل الترميم-
Al-Mohtasben (1)
Interior ceil in Al-Mohtaseb building
-befor renovation-



شركة الخسين رقم (١)
سقف داخلي في منزل أحمد الختسب -بعد الترميم-
Al-Mohtasben (1)
Interior ceil in Al-Mohtaseb building
-after renovation-

(43)



(44)
شركة الخسين رقم (١)
سقف داخلي في منزل أحمد الختسب -قبل الترميم-
Al-Mohtasben (1)
Interior ceil in Al-Mohtaseb building
-befor renovation-




المدخل الرئيسي لبيت الخلمان -قبل الترميم-
The main entrance in Halman building
before renovation

(45)



الواجهة الرئيسية لبيت الخلمان -قبل الترميم-
The main elevation in Halman building
before renovation

(46)



الواجهة الرئيسية لبيت الخلمان -بعد الترميم-
The main elevation in Halman building
after renovation

المدخل الرئيسي لبيت الخلمان -بعد الترميم-
The main entrance in Halman building
after renovation

(46)




حائط في مبنى آل العويوي
قبل الترميم
A wall in Al-Owawi building
Before rehabilitation

(49)



(51)

حوائط داخلية في مبنى آل الشرباتي -قبل الترميم-
interior walls in al-Sharbati building
before renovation



(50)

حائط في مبنى آل العويوي
بعد الترميم
A wall in Al-Owawi building
After rehabilitation



حوائط داخلية في مبنى آل الشرباتي -بعد الترميم-
interior walls in al-Sharbati building
after renovation

(52)

حائط في مبنى آل العويوي
قبل الترميم
A wall in Al-Owawi building
Before rehabilitation

(53)



(54)

حائط في مبنى آل العويوي
بعد الترميم
A wall in Al-Owawi building
After rehabilitation



قوس حجري لمبنى آل ناصر الدين
قبل الترميم

A stone curve in Naser Aldin building
Before rehabilitation

(55)



قوس حجري لدخل في مبنى آل ناصر الدين
بعد الترميم

A stone curve in Naser Aldin building
After rehabilitation

(56)