

NAPLES AREA REAL ESTATE ACTIVITY

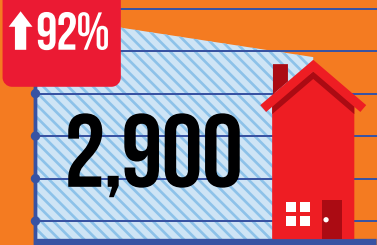
March 2023 compared with March 2022 (percent reporting using rounded figures)



OVERALL INVENTORY

↑92%

2,900



OVERALL PENDING SALES

1,377


↓15%



MEDIAN CLOSED PRICE

\$615,000

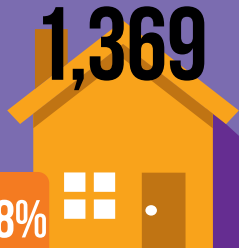
↑7%



NEW LISTINGS

1,369

↓18%



OVERALL CLOSED SALES

1,017

↓17%



DAYS ON MARKET

49

↑123%

