


NAPLES AREA REAL ESTATE ACTIVITY

July 2021 compared with July 2020 (percent reporting using rounded figures)




OVERALL INVENTORY




OVERALL PENDING SALES



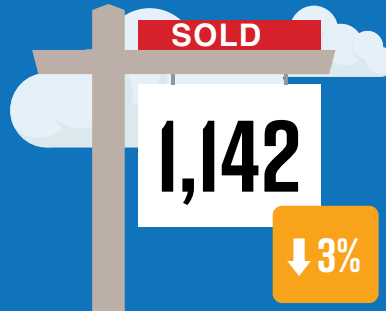
MEDIAN CLOSED PRICE



NEW LISTINGS



OVERALL CLOSED SALES



DAYS ON MARKET

