

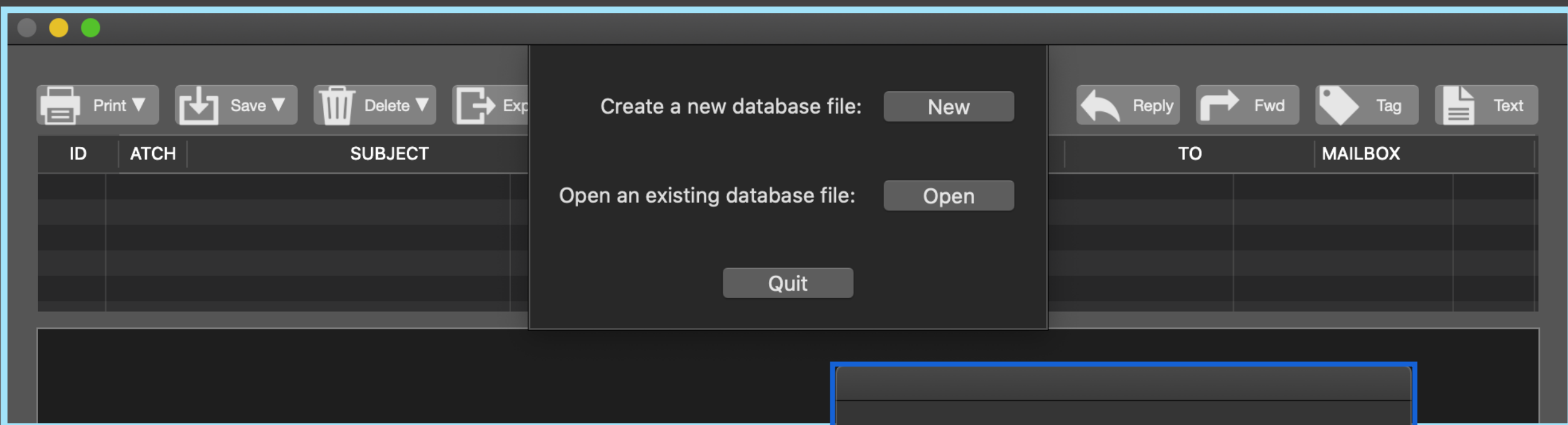


Welcome to MailSteward

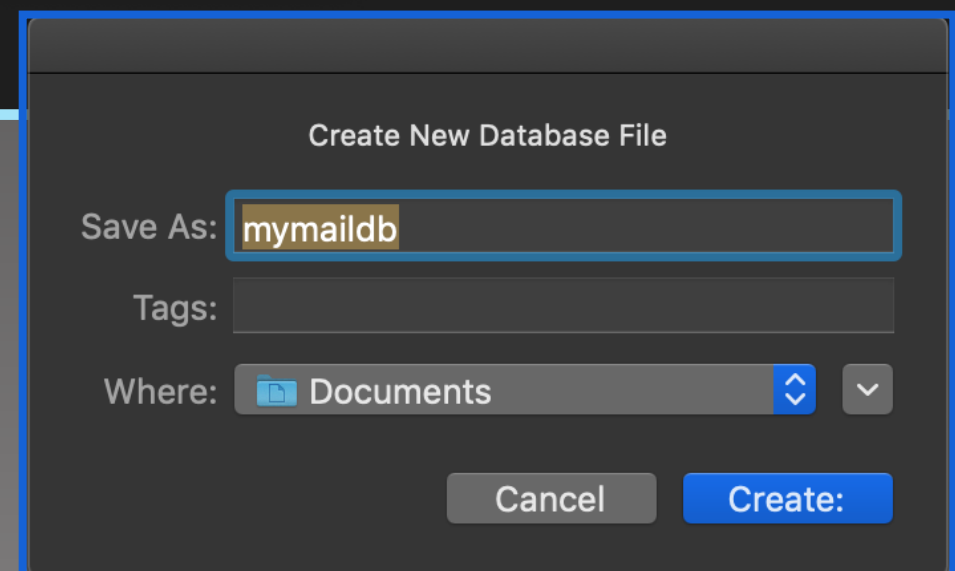
Quick-Start Guide

1. Create Database 2. Archive E-mail 3. Search Archived E-mail 4. Set or Add Mail Client

You'll be asked to create or open a database.
You can save it anywhere you like. (Default is your Documents folder)



Hint: You'll probably want to give it a better name than "mymaildb"



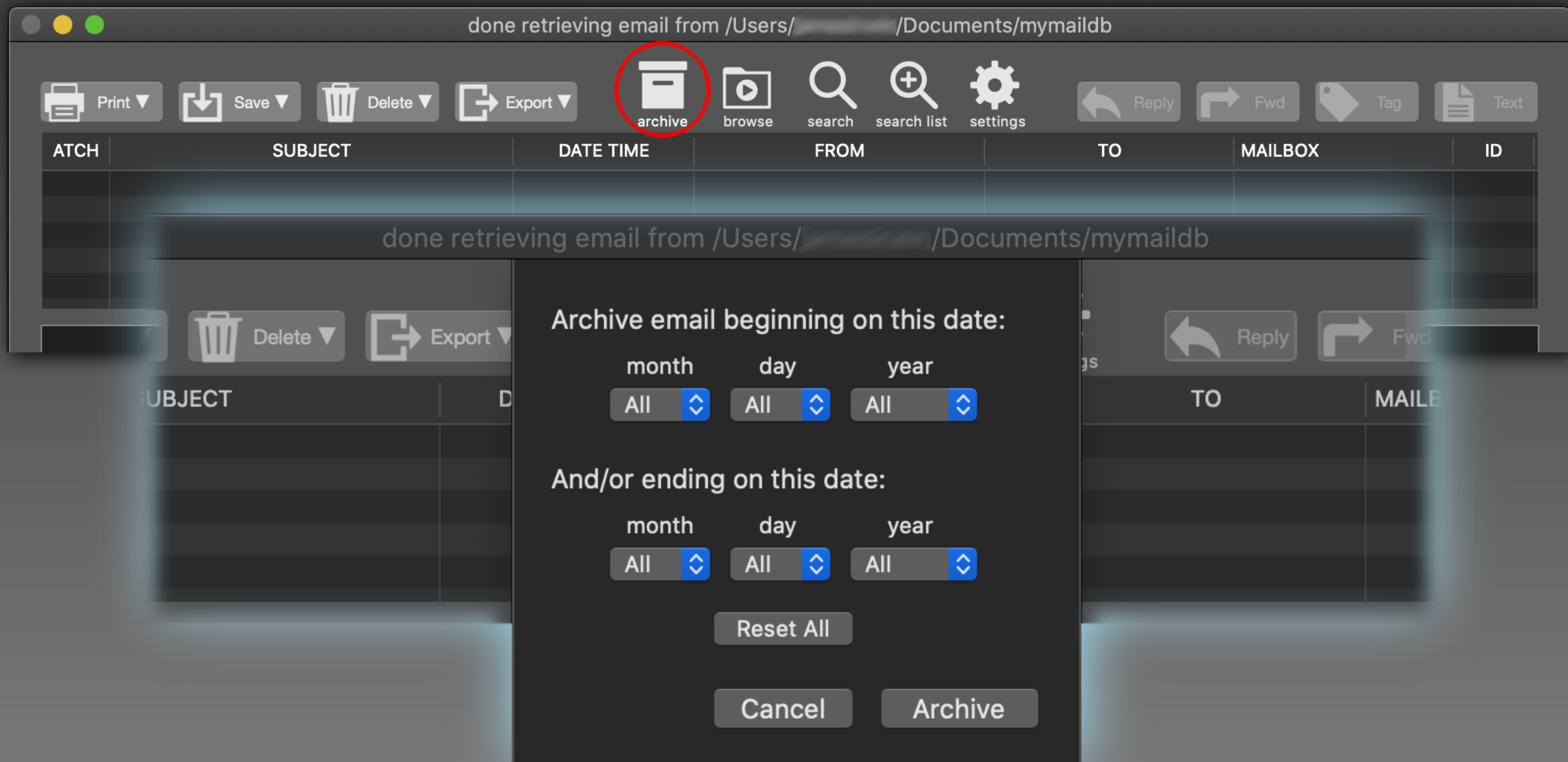


Welcome to MailSteward

Quick-Start Guide

1. Create Database 2. Archive E-mail 3. Search Archived E-mail 4. Set or Add Mail Client

Next click the Archive button then choose a date range or leave default










Welcome to MailSteward

Quick-Start Guide

1. Create Database
2. Archive E-mail
3. Search Archived E-mail
4. Set or Add Mail Client

Click “Search,” enter a word in the Quick Search field (or use the powerful Boolean fields) and view results (with attachments) instantly

 archive  browse  search  search list  settings

Search Fields

Search Tags

Today

7 Days

This Month

This Year

Beginning Date:

Ending Date:

month

day

year

month

day

year

All

All

All

All

All

All

Quick Search Entire Message:

Database Fields Contain:

AND

From

OR

To

OR

Subject

OR

Mailbox

OR

Body Text

OR

Raw Headings

OR

Attachment Name

OR

Attachment Contents

AND

Attachment Types:

choose attachment types to search

☐ Find only email with attachments

Reset

Edit SQL Statement

Saved Searches

?

Cancel

Search

done retrieving email from /Users/ /Documents/mymaildb

Print

Save

Delete

Export

archive

browse

search

search list

settings

Reply

Fwd


Tag

Text

ATCH	SUBJECT	DATE TIME	FROM	TO	MAILBOX	ID
0	July Home Sales Soar; Tesla Hits Another Record Hi	2020-08-21 10:13:18	"Midday Bell" <newsletters@thetree	<	@mac V7/iCloud/INBOX	5660
0	Lyft, Uber Granted Temporary Relief From Californi	2020-08-20 13:18:26	"Winners & Losers" <newsletters@thi	<	@mac V7/iCloud/INBOX	5699
0	Jim Cramer's Booyah!: Focus on Financials	2020-08-19 16:51:06	"Jim Cramer's Daily Booyah!" <newsli	<	@mac V7/iCloud/INBOX	5676
0	Extra 20% off for you (& the kids, too)	2020-08-19 03:23:21	Macy's <shop@emails.macys.com>	@me.com	V7/iCloud/INBOX	3084
0	Jim Cramer's Booyah!: What Stock to Buy if the Econ	2020-08-17 11:38:59	"Jim Cramer's Daily Booyah!" <newsli	<	@mac V7/iCloud/INBOX	3081
0	Wells Fargo Bill Pay: Payment(s) Sent	2020-08-15 10:29:13	"Wells Fargo Online" <Billpay@wellsf	@me.com	V7/iCloud/INBOX	3096
0	ISHARES FUNDS Important Information	2020-08-15 02:16:00	"LPL FINANCIAL" <ld@proxymvote.com	@me.com	V7/iCloud/INBOX	3113
0	Re: Visit	2020-08-14 19:01:50	<	@me.com	"Aline" <a' n@gr V7/iCloud/Sent Messages	6910

Subject: Extra 20% off for you (& the kids, too)

Date: 2020-08-19 03:23:21

 Get better rewards when shopping at Macy's!
Join Star Rewards today.
Can't see the images in this email? [Open here](#)

WOMEN

MEN

HOME

HANDBAGS

SHOES

BEAUTY

BRANDS

Extra 20% Off

Extra 15% or 10% off select sale & clearance styles.
Excludes Specials. Code: **SHOP Exclusions**

*has tag

size: 60.4 KB

719 emails in this list.

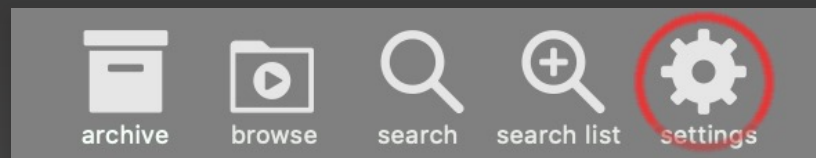
?



Welcome to MailSteward

Quick-Start Guide

1. Create Database
2. Archive E-mail
3. Search Archived E-mail
4. Set or Add Mail Client



Click “Settings,” choose Apple Mail or Postbox or None as your e-mail client application.

NOTE: on first launching MailSteward the default option is Apple Mail

