

DEMOGRAPHICS

FOR SALE Monocacy Boulevard, Frederick, Maryland 21701



Radius	1 Mile		5 Mile		10 Mile	
Population						
2019 Projection	391		124,658		197,145	
2014 Estimate	369		118,252		187,039	
2010 Census	345		112,616		178,219	
Growth 2014 - 2019	5.96%		5.42%		5.40%	
Growth 2010 - 2014	6.96%		5.00%		4.95%	
2014 Population by Hispanic Origin	23		13,396		16,736	
2014 Population By Race	369		118,252		187,039	
White	258	69.92%	89,209	75.44%	150,769	80.61%
Black	87	23.58%	18,122	15.32%	20,767	11.10%
Am. Indian & Alaskan	1	0.27%	794	0.67%	979	0.52%
Asian	10	2.71%	6,323	5.35%	9,346	5.00%
Hawaiian & Pacific Island	0	0.00%	132	0.11%	164	0.09%
Other	13	3.52%	3,673	3.11%	5,014	2.68%
Households						
2019 Projection	164		47,138		72,456	
2014 Estimate	155		44,679		68,694	
2010 Census	146		42,570		65,506	
Growth 2014 - 2019	5.81%		5.50%		5.48%	
Growth 2010 - 2014	0.60%		3.02%		3.10%	
Owner Occupied	82	52.90%	29,709	66.49%	50,916	74.12%
Renter Occupied	73	47.10%	14,970	33.51%	17,777	25.88%
2014 Households by HH Income	157		44,679		68,693	
Income: <\$25,000	41	26.11%	5,483	12.27%	7,040	10.25%
Income: \$25,000 - \$50,000	30	19.11%	8,301	18.58%	11,290	16.44%
Income: \$50,000 - \$75,000	47	29.94%	9,058	20.27%	12,410	18.07%
Income: \$75,000 - \$100,000	12	7.64%	6,173	13.82%	9,771	14.22%
Income: \$100,000 - \$125,000	12	7.64%	5,714	12.79%	9,178	13.36%
Income: \$125,000 - \$150,000	6	3.82%	3,411	7.63%	6,031	8.78%
Income: \$150,000 - \$200,000	9	5.73%	4,097	9.17%	7,407	10.78%
Income: \$200,000+	0	0.00%	2,442	5.47%	5,566	8.10%
2014 Avg Household Income	\$60,006		\$91,316		\$102,419	
2014 Med Household Income	\$56,249		\$73,663		\$84,227	

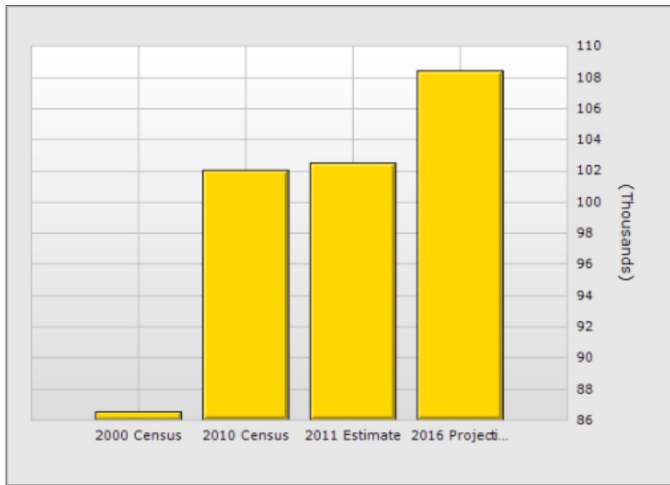
Disclaimer: Information obtained from sources deemed to be reliable. However, we make no guarantee, warranty or representation. Information, prices, and other data may change without notice.

DEMOGRAPHICS-CONTINUED

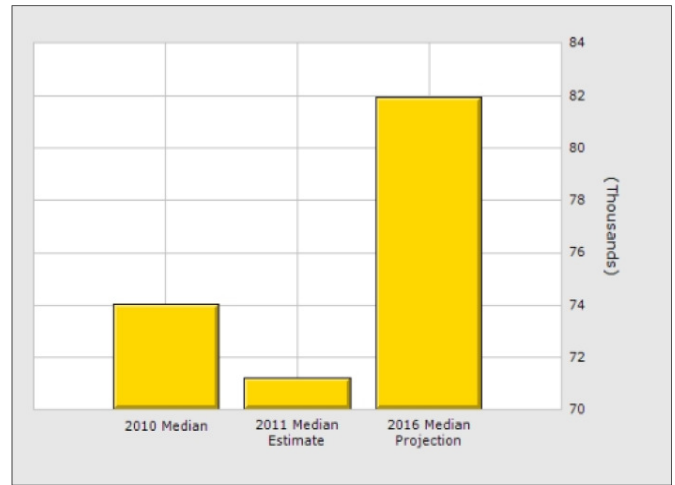
FOR SALE Monocacy Boulevard, Frederick, Maryland 21701



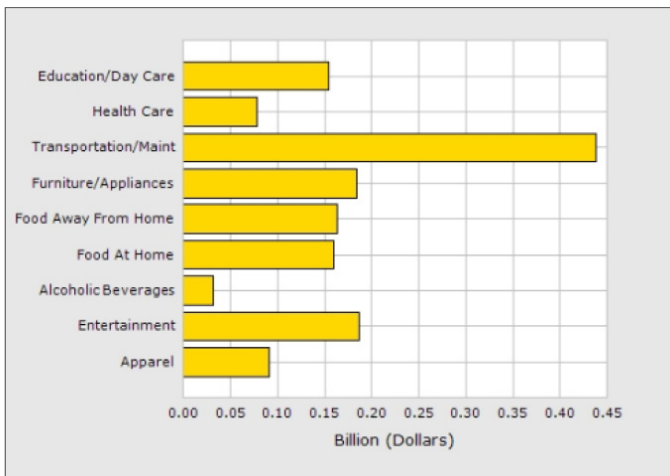
Population



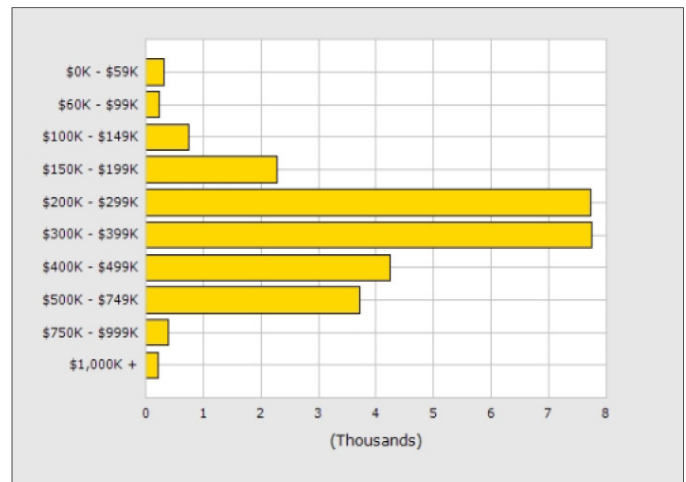
Median Household Income



Consumer Spending



Median Home Values



Disclaimer: Information obtained from sources deemed to be reliable. However, we make no guarantee, warranty or representation. Information, prices, and other data may change without notice.