



**How to Install  
Legends VIP Network App  
Onto Your PC  
(Windows Version)**



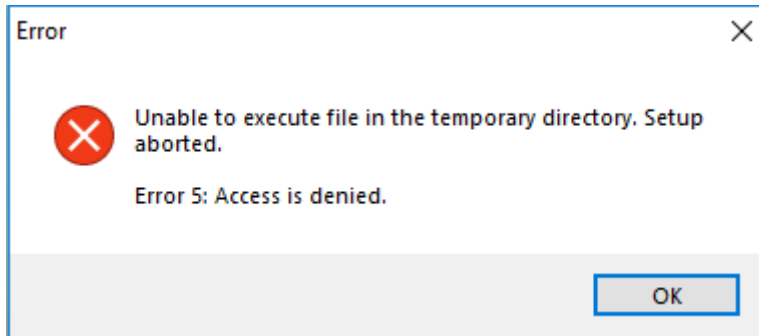
**\*Uninstall any previous versions** before installing an update. Follow your device's protocol for uninstalling programs. **PLUS Delete this folder before installing new version** - Win key+R -> appdata -> LocalLow -> Delete DefaultCompany folder.

In a browser address bar, type in <http://bit.ly/lvn-winexe> (case sensitive) and "enter". Choose a place to save the file on your computer (remember where you saved it!)

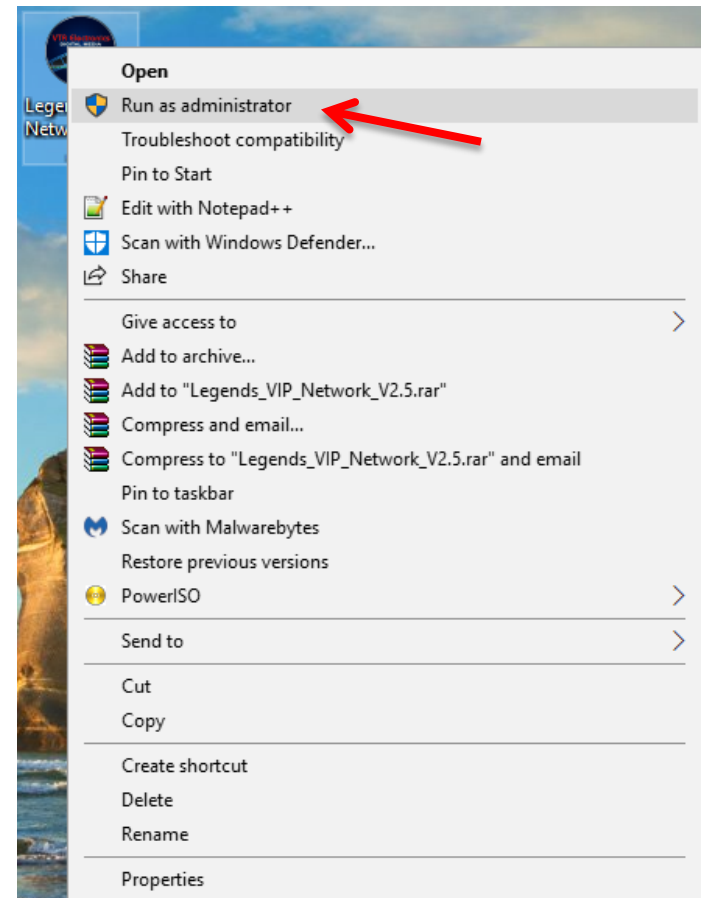
Locate the **Legends VIP Network v2.5.exe** file (remember where you downloaded and saved it on your computer)!



Double click the icon to execute the program.



If you get an error on Windows 10, **right click on the icon** and run as administrator (say yes at the next screen to install)



## Windows protected your PC

Windows Defender SmartScreen prevented an unrecognized app from starting. Running this app might put your PC at risk.

[More info](#)

Click on “More info” to expand the information

**Don't run**

## Windows protected your PC

Windows Defender SmartScreen prevented an unrecognized app from starting. Running this app might put your PC at risk.

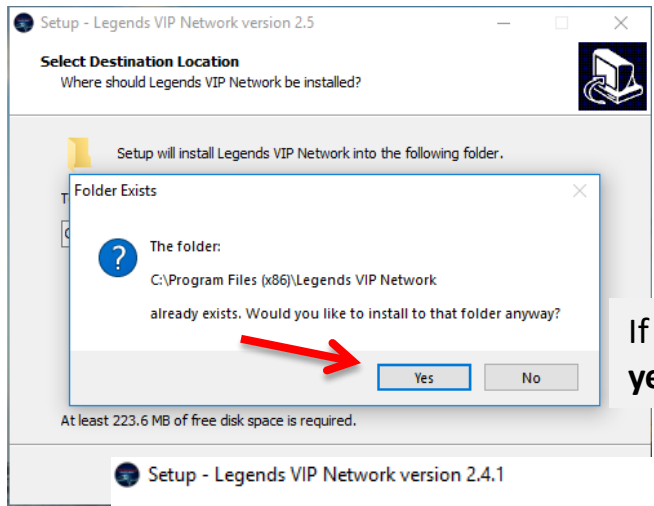
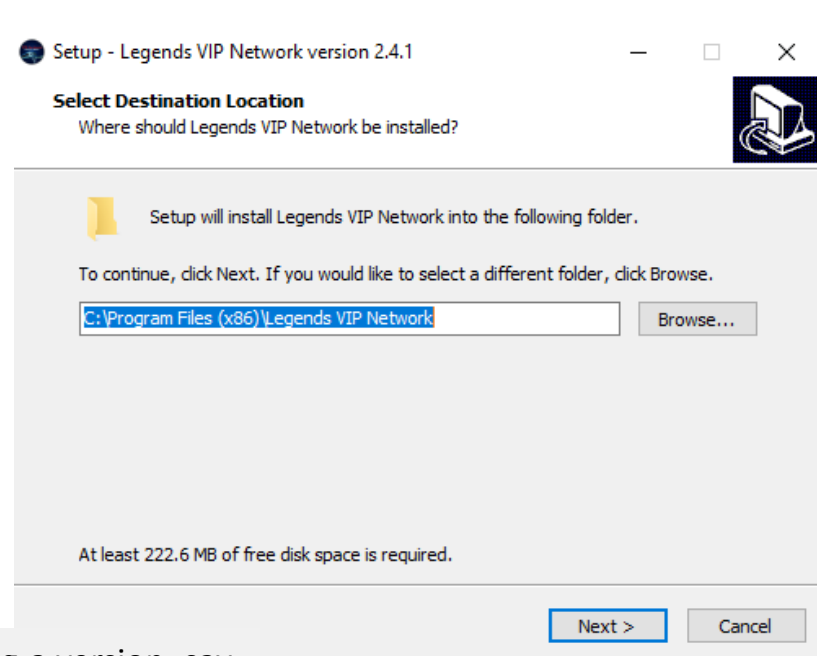
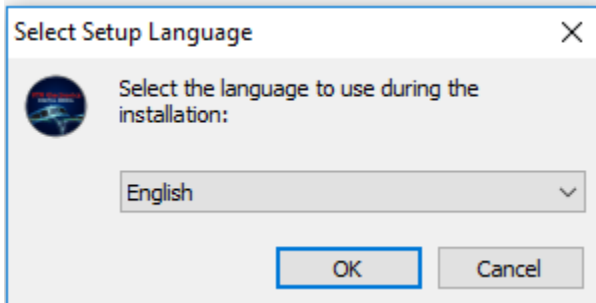
App: Legends VIP Network\_V2.4.1.exe

Publisher: Unknown publisher

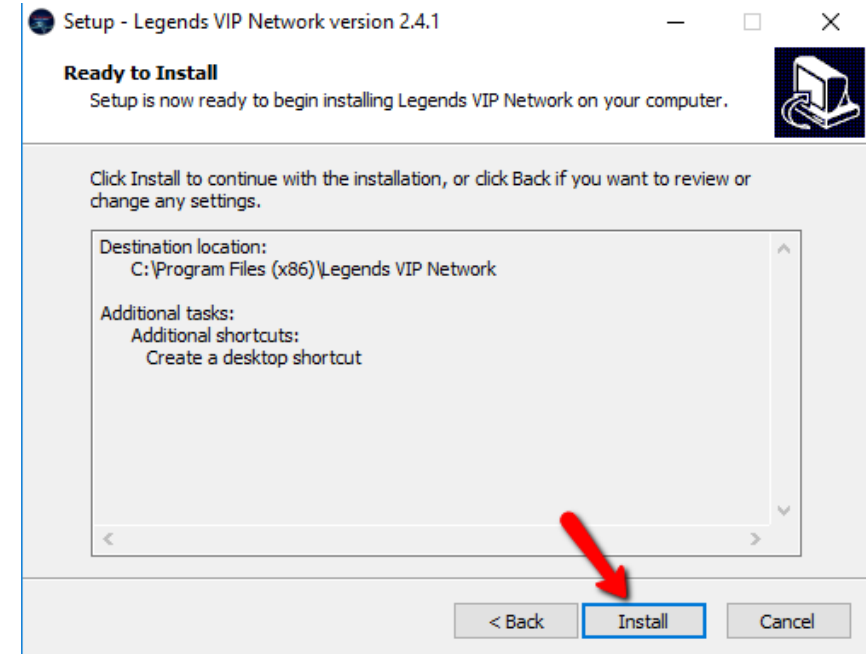
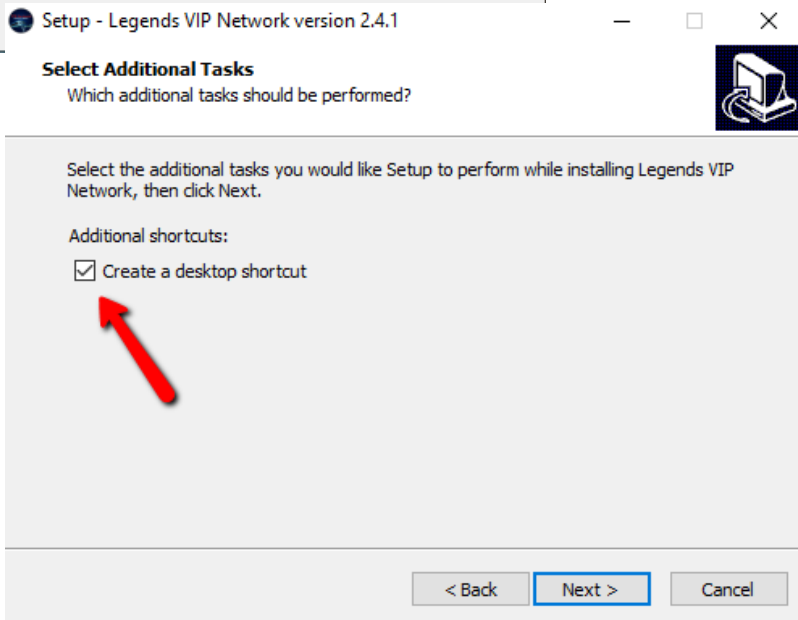
Click on “Run anyway”. This will only show the first time you run the program.

**Run anyway**

**Don't run**



If you are updating a version, say **yes** to overwrite





**Enter Your Login Details**

Enter Your Username

Enter Your Password

Remember me

LOGIN

Insert your **Username and Password** that you received when you requested the **Streaming Service** (not your LVN login credentials)

Legends VIP Network

This is your **Home Screen**



08:42 PM April 29, 2019

<b>LIVE TV</b> 	<b>MOVIES</b> 	<b>SERIES</b> 	 SETTINGS
	<b>CATCH UP</b> COMING SOON 	 <b>UPDATE EPG</b> Electronic Programming Guide	 MY ACCOUNT
			 LOGOUT

Expiration : May 03, 2019



Note your expiry date. Invoices are sent a few days prior to this date. Be sure to watch your inbox!



08:46 PM April 29, 2019

## Time Format

12 Hour-Format  24 Hour-Format

## Automation

- Auto-Update Channels, Movies & Series
- Auto-Update EPG

## Select Language

ENGLISH



SETTINGS



MY ACCOUNT



LOGOUT

LIVE TV



Expiration : May 03,2019

Under “**Settings**” you can have your **EPG** (Electronic Programming Guide) update automatically.

**We recommend viewing the Troubleshooting and Analytics  
guide for your best streaming solutions.**

**HAPPY STREAMING**

If you require additional assistance, please contact us  
at

[support@legendsvipnetwork.com](mailto:support@legendsvipnetwork.com)