

Canvas Integration

It's really easy to integrate Kipin Hall within Canvas. We expect it to take no more than 5 minutes!

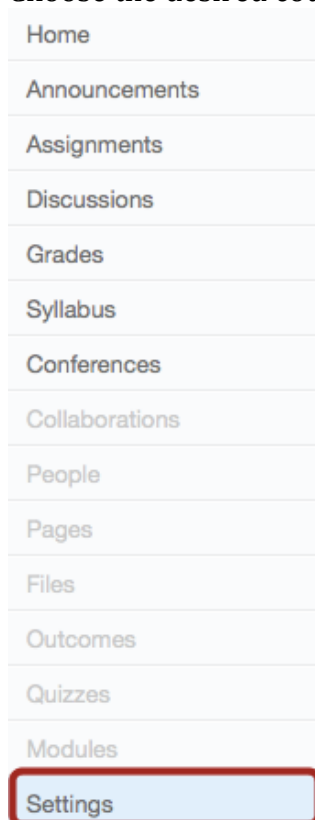
There are 2 ways to do the integration-

- 1) The easiest way is to integrate Kipin Hall app directly into Canvas via Canvas App Directory (< 2 minutes)
- 2) Manual Configuration via URL (5 minutes)

Canvas App Integration

Kipin Hall integrates at course navigation level.

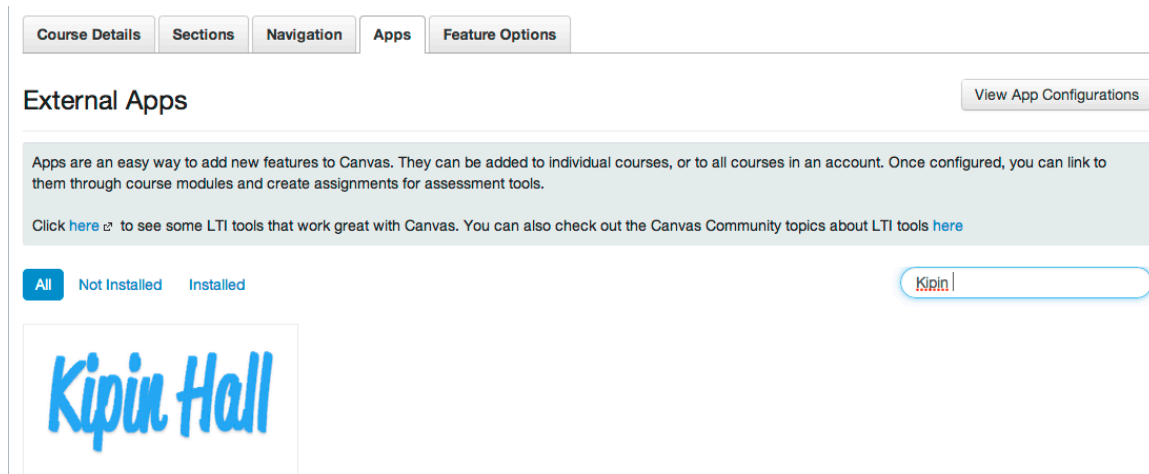
- 1) Choose the desired course and go to Settings



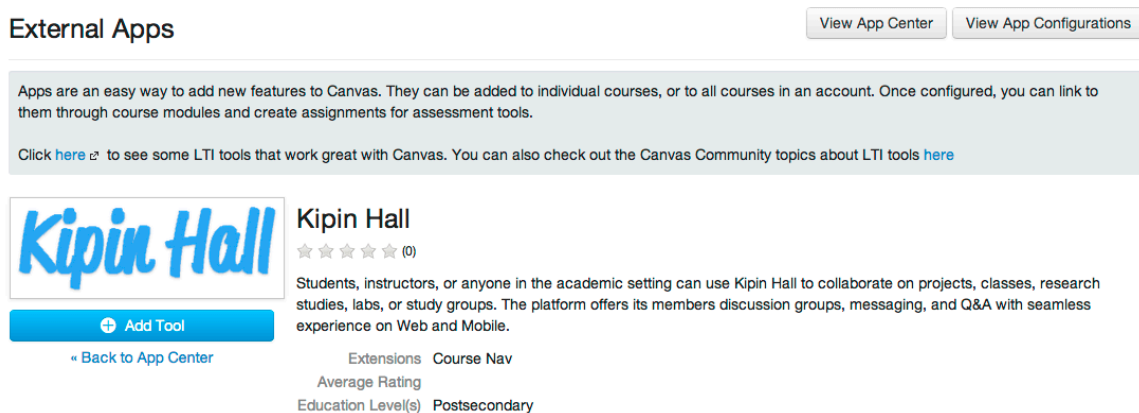
2) Choose **Apps** tab



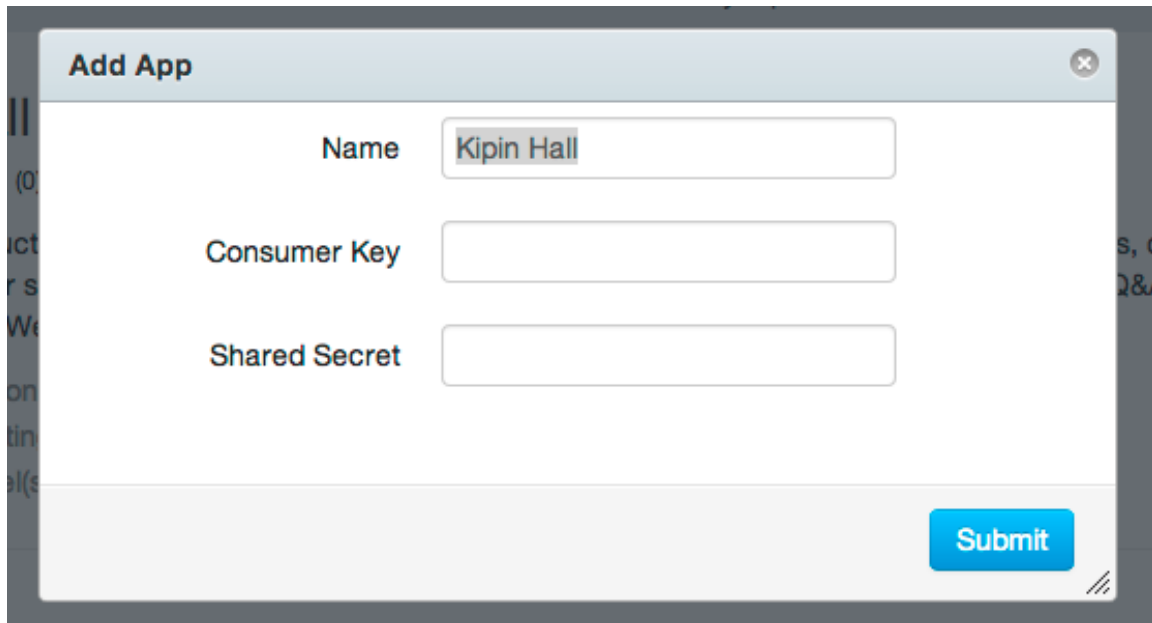
3) Search for **Kipin** in the search box. You should see the app available in the list.



4) Click on the **Kipin Hall** box and it should take you to its details page. Click on **Add Tool** button



- 5) It will prompt you to enter the Consumer Key and the Shared Key. We should have issued these to you already. If do not have one, please contact us at info@kipinhall.com



The screenshot shows a modal window titled "Add App". It contains three text input fields. The first field is labeled "Name" and contains the text "Kipin Hall". The second field is labeled "Consumer Key" and is empty. The third field is labeled "Shared Secret" and is empty. A blue button labeled "Submit" is located at the bottom right of the modal.

- 6) Entering the keys and clicking on Submit (above image) will add the Kipin Hall app to your Canvas LMS instance, as shown below.



External Apps

Add New App

View App Center

Apps are an easy way to add new features to Canvas. They can be added to individual courses, or to all courses in an account. Once configured, you can link to them through course modules and create assignments for assessment tools.

Click [here](#) to see some LTI tools that work great with Canvas. You can also check out the Canvas Community topics about LTI tools [here](#)

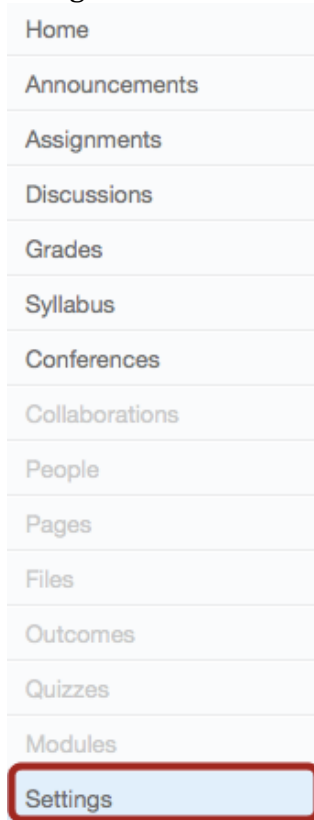
Name	Extensions	
Kipin Hall	Course Navigation	 

- 7) A new menu item **Kipin Hall** will appear on the course navigation on the left side of your page. Clicking on it will open the Class feed page.

Calculus 1
Home
Announcements
Assignments
Discussions
Grades
People
Pages
Files
Syllabus
Outcomes
Quizzes
Modules
Conferences
Collaborations
Kipin Hall
Settings

Canvas Manual App Integration

- 1) Navigate to the desired course and click on the **Settings** link.

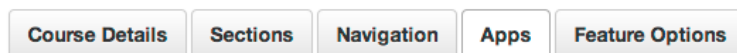


- 2) Choose **Apps** tab and click on **View App Configurations** button. It should then show you list of existing apps in your Canvas instance. Then click on **Add New App** button.



External Apps

[View App Configurations](#)



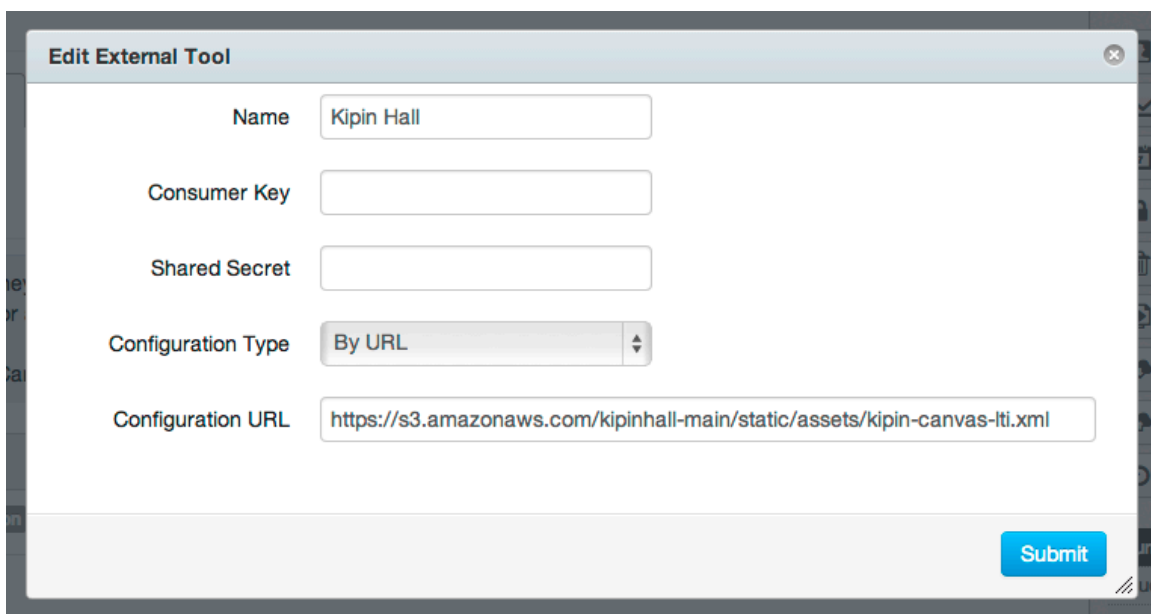
External Apps

[Add New App](#)

[View App Center](#)

- 3) It will prompt you to enter details of the App.
 - a. **Name:** Kipin Hall
 - b. **Consumer Key:** We should have issued one to you already. If not, please contact us at info@kipinhall.com
 - c. **Shared Secret:** Same as (b) above
 - d. **Configuration Type:** Choose the option **By URL**
 - e. **Configuration URL:** Paste the below URL as is

<https://s3.amazonaws.com/kipinhall-main/static/assets/kipin-canvas-lti.xml>



Edit External Tool

Name:

Consumer Key:

Shared Secret:

Configuration Type:

Configuration URL:

- 4) Entering the keys and URL and clicking on Submit will add the Kipin Hall app to your Canvas instance

External Apps

Apps are an easy way to add new features to Canvas. They can be added to individual courses, or to all courses in an account. Once configured, you can link to them through course modules and create assignments for assessment tools.

Click [here](#) to see some LTI tools that work great with Canvas. You can also check out the Canvas Community topics about LTI tools [here](#)

Name	Extensions	
Kipin Hall	<input type="button" value="Course Navigation"/>	<input type="button" value="Edit"/> <input type="button" value="Delete"/>

- 5) A new menu item **Kipin Hall** will appear on the course navigation on the left side of your page. Clicking on it will open the Class feed page.

Calculus 1
Home
Announcements
Assignments
Discussions
Grades
People
Pages
Files
Syllabus
Outcomes
Quizzes
Modules
Conferences
Collaborations
Kipin Hall
Settings