



US00D719799S

(12) **United States Design Patent**
Rollenhagen et al.

(10) **Patent No.:** **US D719,799 S**

(45) **Date of Patent:** **** Dec. 23, 2014**

(54) **HOPPER ATTACHMENT**

(71) Applicant: **Kinze Manufacturing, Inc.**

(72) Inventors: **Trevor N. Rollenhagen**, North Liberty, IA (US); **Susanne Veatch**, Williamsburg, IA (US); **Rhett Schildroth**, Williamsburg, IA (US)

(73) Assignee: **Kinze Manufacturing, Inc.**, Williamsburg, IA (US)

(**) Term: **14 Years**

(21) Appl. No.: **29/477,258**

(22) Filed: **Dec. 20, 2013**

(51) **LOC (10) Cl.** **08-01**

(52) **U.S. Cl.** **D8/2**

(58) **Field of Classification Search**
USPC D8/1-2; D15/13; D34/28, 1; 111/184-185

See application file for complete search history.

(56) **References Cited**

U.S. PATENT DOCUMENTS

D257,117 S * 9/1980 Steiner D7/670
D260,651 S * 9/1981 Gibbons D15/199

4,924,786 A * 5/1990 Keeton 111/184
5,027,725 A * 7/1991 Keeton 111/184
D338,756 S * 8/1993 Pink et al. D34/1
5,285,971 A * 2/1994 Havlovitz 239/686
D402,670 S * 12/1998 Becker D15/13
5,944,264 A * 8/1999 Truax et al. 239/653
6,401,638 B1 * 6/2002 Crabb et al. 111/185
D534,044 S * 12/2006 Zak D8/2
D555,322 S * 11/2007 Hlady et al. D34/28

* cited by examiner

Primary Examiner — Sheryl Lane

(74) *Attorney, Agent, or Firm* — McKee, Voorhees & Sease

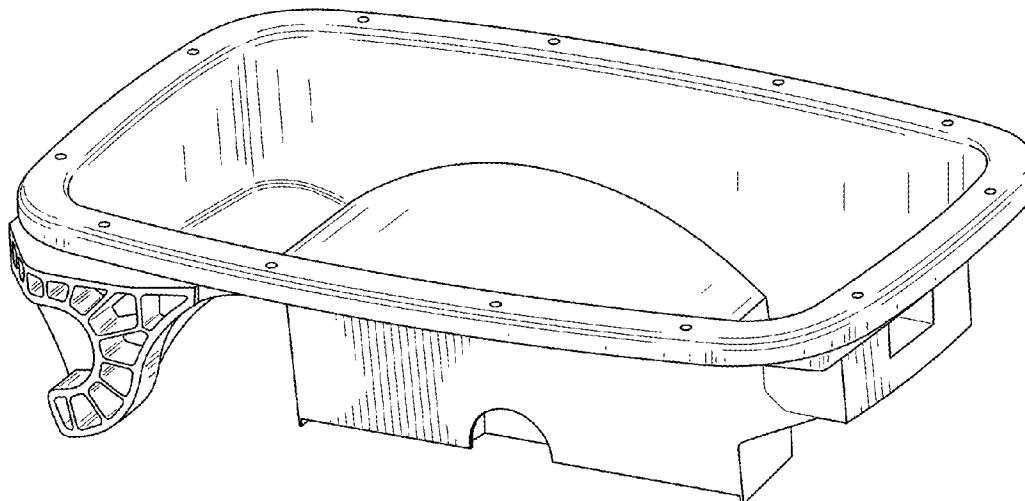
(57) **CLAIM**

We claim the ornamental design for a hopper attachment, substantially as shown and described.

DESCRIPTION

FIG. 1 is a rear perspective view of the hopper attachment; FIG. 2 is a right elevation view of the hopper attachment; FIG. 3 is a left elevation view of the hopper attachment; FIG. 4 is a top plan view of the hopper attachment; FIG. 5 is a bottom plan view of the hopper attachment; FIG. 6 is a front elevation view of the hopper attachment; and, FIG. 7 is a rear elevation view of the hopper attachment. The broken lines represent portions of the article and form no part of the claimed design.

1 Claim, 6 Drawing Sheets



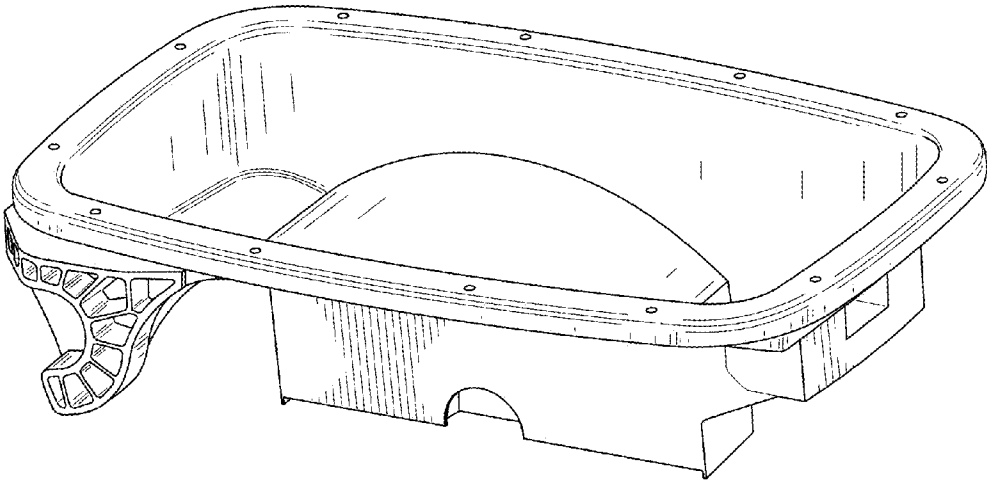


FIG. 1

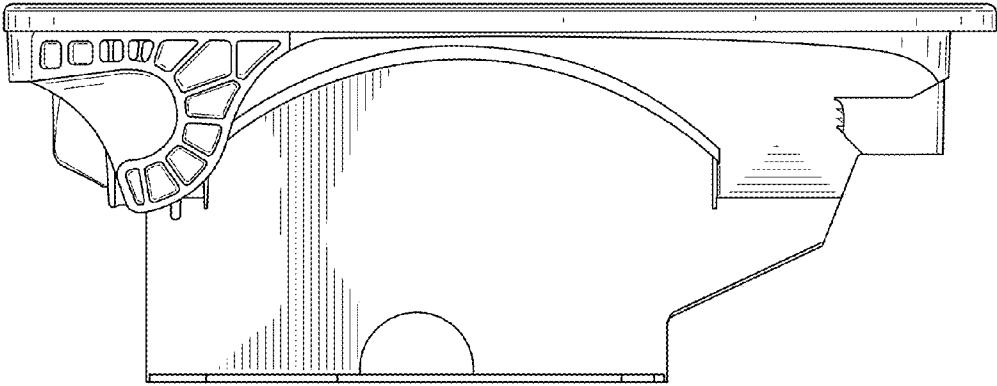


FIG. 2

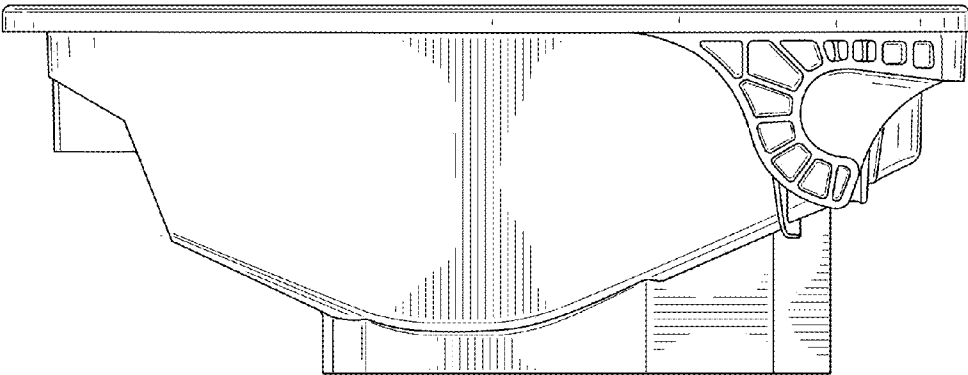


FIG. 3

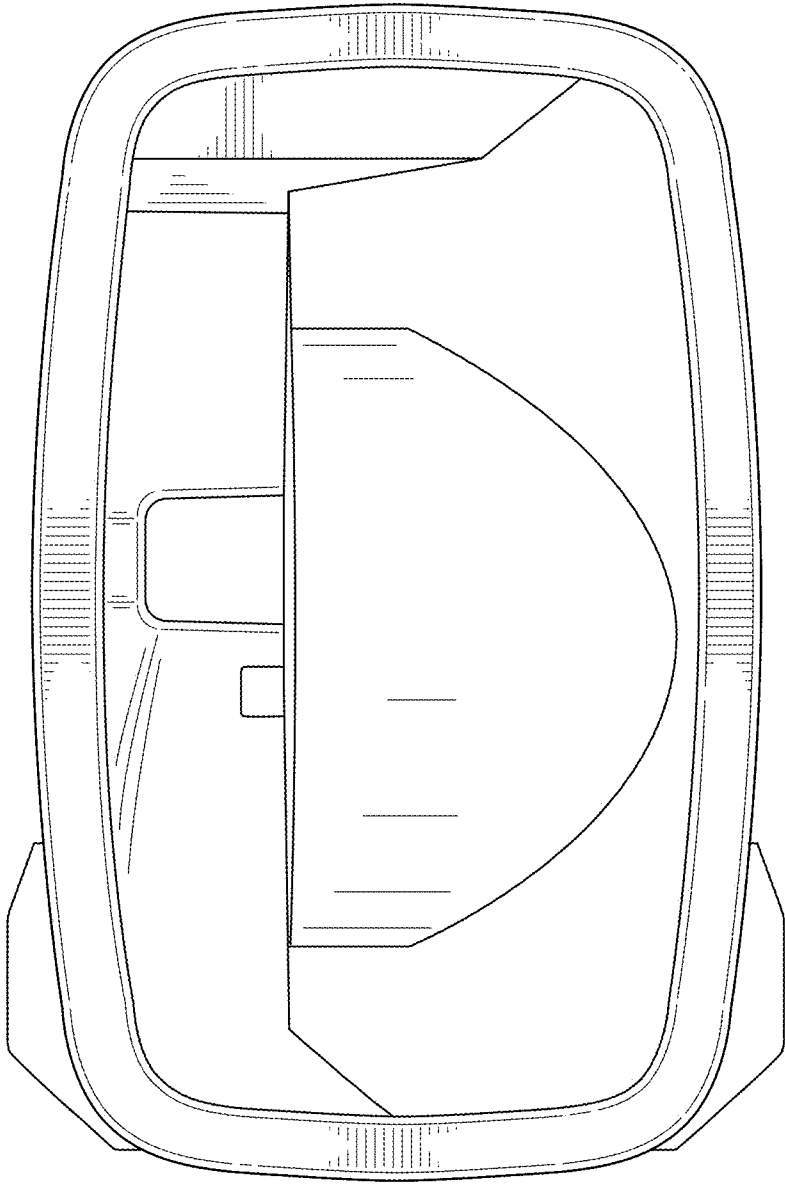


FIG. 4

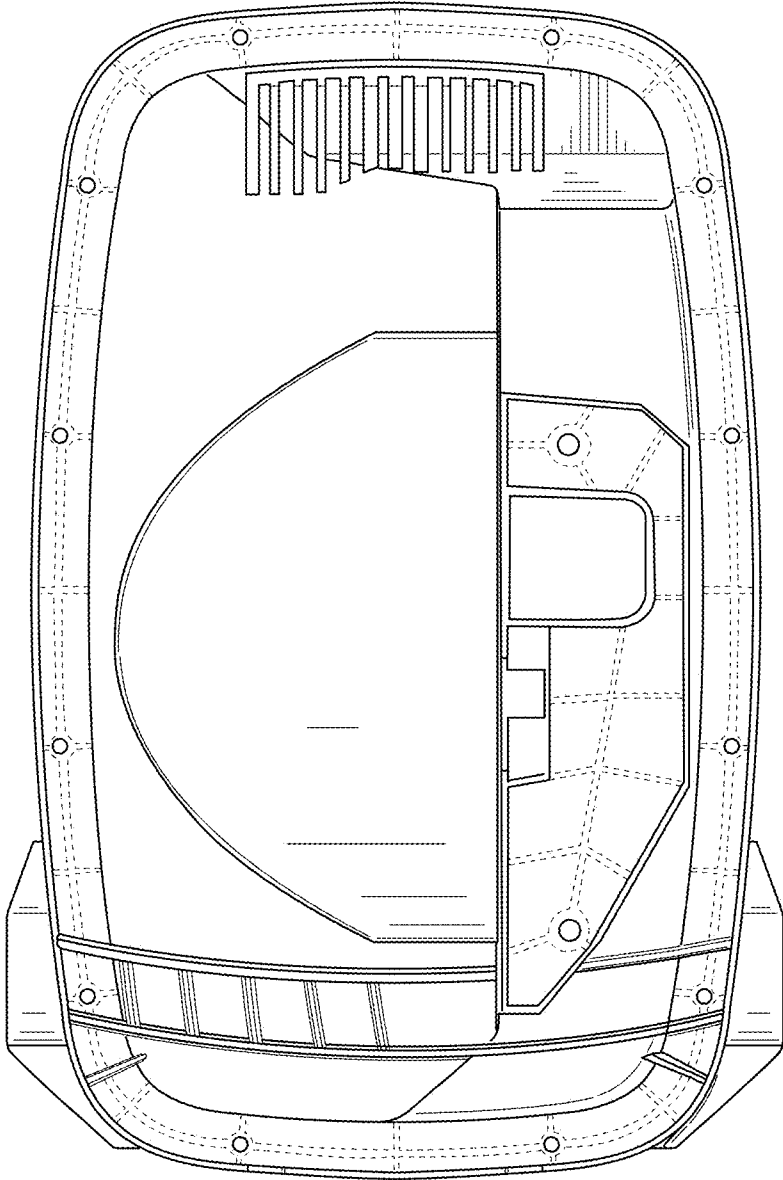


FIG. 5

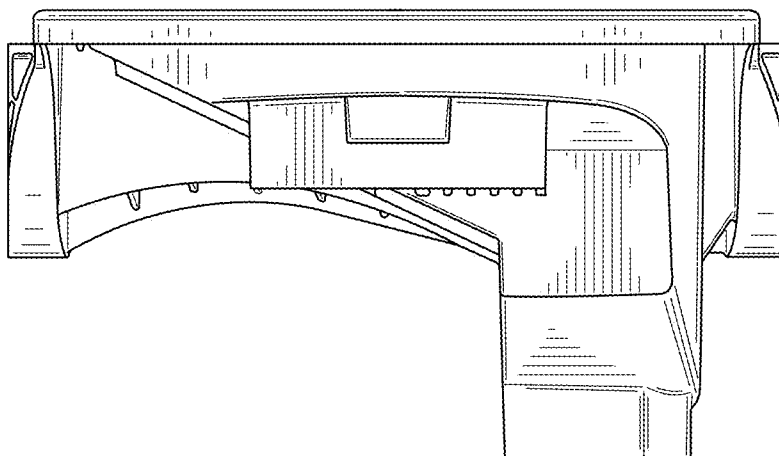


FIG. 6

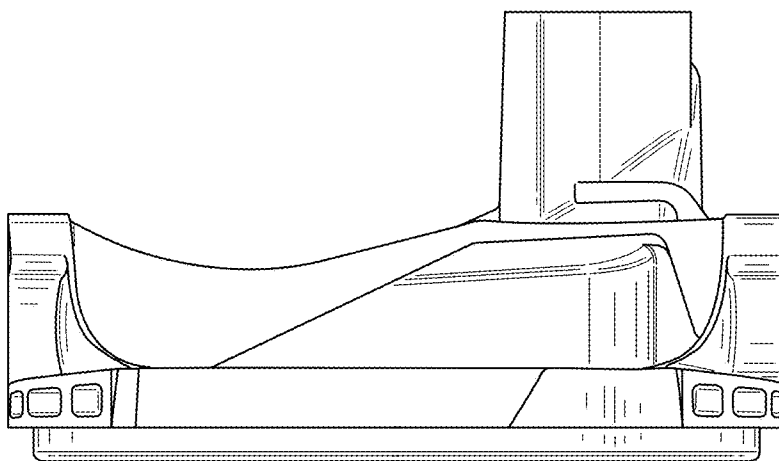


FIG. 7