


KETTLER LIFE

OUTDOOR LIVING
COLLECTION


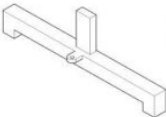
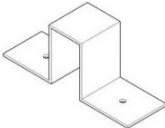


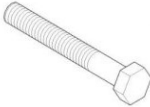
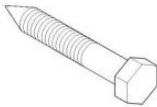

JAVA 60" x 73" Room Divider 0109-029



IMPORTANT

PLEASE KEEP THIS BOOKLET FOR FUTURE REFERENCE.
THIS IS IMPORTANT INFORMATION REGARDING THE USE AND
CARE OF YOUR GARDEN FURNITURE.

Parts List

			
A:1pc - Screen	B:2pcs - Leg	C:4pcs - Leg Holder	D:2pcs - M8x16 Flat Washer
			
E:2pcs - M8 Lock Washer	F:2pcs - M8 Hex Bolt	G:8pcs - M8 Hex Screw	H:8pcs - Anchor



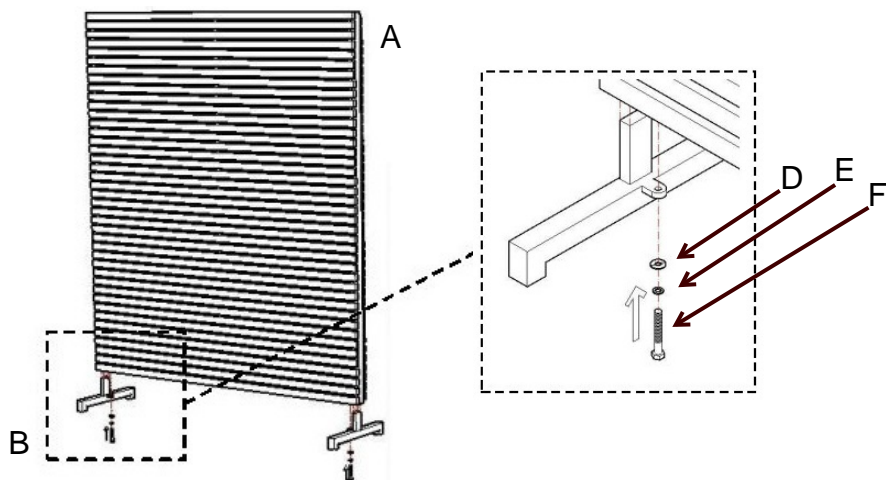
Do not discard any of the packaging until you have checked that you have all the parts and the pack of fixings.

Helpful advice before you begin:

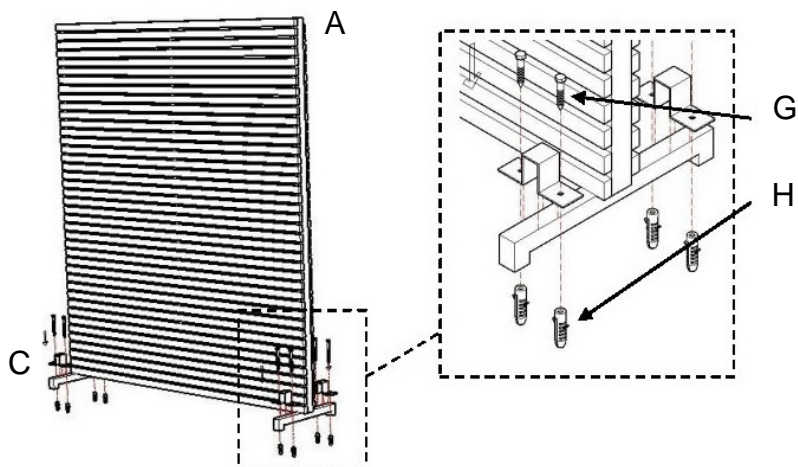
1. We suggest you spend a short time reading through this leaflet and then follow the simple step by step instructions.
2. Do not discard any of the packaging until you have checked that you have all the parts and the pack of fittings.
3. Assemble this product on a soft surface.
4. To ensure an easier assembly, we strongly advise that all fittings are only finger tightened during initial assembly. Only upon completion of the assembly should all fixing points be fully tightened.
5. Keep fittings out of children's reach.
6. Do not use any other tools other than those recommended to build this product.
7. Please do not use substitute parts. Use only additional or replacement parts supplied by Kettler.
8. In the unlikely event that this product has missing or damaged parts, please visit our website www.kettlerusa.com/parts or call, **866-804-0440**.

Assembly

1



2



Finished

Parts Request Form

KETTLER International, Inc.
Parts & Service Dept.
1355 London Bridge Rd.
Virginia Beach, VA 23453

Phone - 866.804.0440
Fax - 757.427.0183
Email - parts@kettlerusa.com
Web Site - www.kettlerusa.com

Unit that parts are being requested for:
Model # _____ (Required)* Model Name _____
*Serien Nr. or Baujahr _____

Qty	Parts Description	Item # (Optional)
_____	_____	_____
_____	_____	_____
_____	_____	_____

Spare parts do not include mounting hardware. Please specify "with hardware" if needed.

Is this a warranty parts order?

Yes _____ Date of purchase: _____ Place of Purchase: _____

(Proof of purchase may be required)

Reason for order:

No _____ Method of payment: _____ Check: _____ CC: _____

We accept **Visa, MC**, and/or **prepaid check/money order only**. Part orders are subject to a S&H fee.

Card type: _____ Card No.: _____ Exp: _____
Last 3 digits from security code on back of CC: _____ (Required)

Ship to: Name: _____

Attn: _____ P.O./Reference #: _____

Address: _____

City: _____ State/Prov: _____

Zip/Postal Code: _____ Country: _____

Home Phone Number: _____ Fax: _____

Email: _____

Billing Address for CC: (If different from above address)

Address: _____

Zip/Postal Code: _____

*Model numbers for toys and tennis table products can usually be found on a white sticker about 1 inch in diameter located on the underside of the unit; it will be the 08xxx-xxx or 07xxx-xxx #. Model number for fitness products can be found on the silver label located on the frame of the unit listed as a TYP # or ART. NR. Note: If a computer is being ordered for any Ergometer the BAUJAHR or the SERIEN NR. off of the unit MUST be included in the description; this can also be found on the silver label. If you cannot provide the model # a picture is required for product identification.

Any order placed without the model # supplied will be non - refundable.

Notes

This image shows a single sheet of white paper with horizontal blue or grey ruling lines. The lines are evenly spaced and run across the width of the page. There are approximately 20 lines visible. The paper has a slight shadow on the right side, suggesting it's part of a bound notebook.

Notes

This image shows a single sheet of white paper with horizontal blue or grey ruling lines, typical of notebook paper. The lines are evenly spaced and run across the width of the page. There are no margins, text, or other markings on the paper.

Maintenance and Care Instructions

- This product may only be used for its intended purpose for residential premises.
- Kettler furniture is designed to be left outdoors all year round (excluding cushions). Cushions should be stored in a dry ambient temperature when not in use.
- Kettler cushions are not suitable for dry cleaning and are not machine washable. Sponge clean only.
- We recommend you clean your Kettler furniture at the beginning and end of the season.
- To clean your Kettler furniture, use warm soapy water only. Never use abrasive chemicals or cleaning agents. Tree sap and bird droppings should be cleaned off immediately.
- If the item includes wood this will naturally grey over time. To care for the wood and help retain its colour treat with teak oil twice a year.
- Moving parts such as locking mechanisms, catches and joints need to be lubricated where necessary.
- Kettler furniture can be covered – we recommend that you only use tailored covers (where available).
- This product is 100% recyclable. At the end of the products life, please dispose of responsibly.
- Colors may vary slightly.



Attention

Please be aware that painted/varnished surfaces can be damaged by sunscreens and oil based products. If the surface of your Kettler leisure furniture comes into contact with sunscreens, the surface is to be cleaned without delay as described above. Only in this way can lasting discolouration of the surface by the ingredients of the sunscreen be prevented.

For Your Safety

- This product may only be used for its intended purpose as furniture for residential properties.
- Check all components regularly for correct function, damage and loose connections especially at the start of the season and at 1-2 month intervals dependent on use.
- Damaged components may endanger your safety or shorten the life of the product. Replace all damaged parts immediately. Use only spare parts manufactured by Kettler. Should you wish to purchase spare parts, they can be ordered directly from: www.kettlerusa.com/parts or call, **866-804-0440**.
- Kettler will not be responsible for damaged caused by improper use.



Attention

- Whilst assembling this product keep out of the reach of children. (Choking hazard – contains small parts)
- Ensure that your working area is free of possible sources of danger, for example don't leave any tools lying around.
- Always dispose of packaging material in such a way that it may not cause any danger. There is always a risk of suffocation if children play with plastic bags!
- We reserve the right to make changes for technical reasons.

KETTLER

KETTLER International, Inc.
1355 London Bridge Road
Virginia Beach, Virginia 23453
USA



www.kettlerusa.com



Warranty For Home Use

This product is covered by a 3 year warranty against manufacturing faults. This warranty applies to domestic use only. It does not cover commercial use, mis-use or accidental damage.

To validate your warranty, register at www.kettlerusa.com/warranty and quote the product code from the front of this booklet.

Made in Indonesia