



Kingsway Kids and Students are excited to offer this new curriculum for PreK-12th grade! Each week we will be covering the same topics, but depending on your kid's age/grade level we will engage with it a little differently. As you engage together with your preschool and elementary kids, we have provided this check list as a guide for completing the lesson each week. You don't have to do this in one sitting and there is freedom in making it work for your family!

Unit 22: Jesus the Healer (Mark, Luke, John)

WEEK 1 (May 17th-23rd) Big Idea: Jesus Healed Ten Men (Luke 17)

- | | |
|--|--|
| <input type="checkbox"/> Complete the Introduce the Story Page | <input type="checkbox"/> Watch the Lesson Video |
| <input type="checkbox"/> Complete Apply the Story | <input type="checkbox"/> Complete the Activity Sheet |

WEEK 2 (May 24th- 30th) Big Idea: Jesus Healed a Woman and a Girl (Mark 5)

- | | |
|--|--|
| <input type="checkbox"/> Complete the Introduce the Story Page | <input type="checkbox"/> Watch the Lesson Video |
| <input type="checkbox"/> Complete Apply the Story | <input type="checkbox"/> Complete the Activity Sheet |

WEEK 3 (May 31st-June 6th) Big Idea: Jesus Healed a Man Who Was Lame (John 5)

- | | |
|--|--|
| <input type="checkbox"/> Complete the Introduce the Story Page | <input type="checkbox"/> Watch the Lesson Video |
| <input type="checkbox"/> Complete Apply the Story | <input type="checkbox"/> Complete the Activity Sheet |

WEEK 4 (June 7th-13th) Big Idea: Jesus Healed a Man Who Was Blind (John 9)

- | | |
|--|--|
| <input type="checkbox"/> Complete the Introduce the Story Page | <input type="checkbox"/> Watch the Lesson Video |
| <input type="checkbox"/> Complete Apply the Story | <input type="checkbox"/> Complete the Activity Sheet |

You can find the lesson videos on our website (<https://www.kingswaychurch.org/kids/>) or on social media. These will come out weekly for you to watch with the chance to engage online. After watching the lesson check out the packet for the week. This packet is normally written for small group leaders, but most of it will still work for you to do as a family. Remember, there is freedom in making it work for your family! You might not be able to do all of it right now, and that is okay. We still hope you have fun with it! If you have any questions please email kids@kingswaychurch.org.

Unit 22 • Session 1

Jesus Healed Ten Men

BIBLE PASSAGE:

Luke 17

STORY POINT:

Jesus healed ten men, and one was saved.

KEY PASSAGE:

Isaiah 53:4-5

BIG PICTURE QUESTION:

Why did God create people? God created people to worship Him, love Him, and show His glory.



INTRODUCE the Story



SESSION TITLE: Jesus Healed Ten Men

BIBLE PASSAGE: Luke 17

STORY POINT: Jesus healed ten men, and one was saved.

KEY PASSAGE: Isaiah 53:4-5

BIG PICTURE QUESTION: Why did God create people? God created people to worship Him, love Him, and show His glory.

Activity page

Invite kids to complete the “Just One” activity page. Challenge the kids to figure out which picture is different from all the others. LC: At first, it may seem that all ten of those men in the picture are identical. But one is slightly different. In our story today, we will learn that Jesus healed ten men who all had the same disease. Of the ten, nine reacted to Jesus’ healing them the same way and one reacted differently.

Session starter **OPTION 1:** Spot the difference

Help the kids form pairs. Instruct each pair of kids to face and study each other. After a few moments, the kids will turn away from each other, and each kid will change one aspect of her appearance, such as untying a shoe, raising an eyebrow, removing glasses, and so forth. Then, the kids will turn to face each other again. The first kid in each pair who correctly identifies the change in her partner will move on to find another partner. The other kids will sit out.

LC • That was tricky! In our story today, we will learn about a group of ten men who seemed pretty similar. All of them were suffering with the same skin disease. When Jesus healed them, it changed their lives! One man had an even bigger change in his life besides just being healed.

OPTION 2: Get-well-soon cards

Instruct the kids to write kind messages inside the cards and draw pictures on the outside. Encourage the kids to write the cards for someone else they know.

LC • Writing a sweet card to people who are sick can be

a great way to lift their spirits and help them trust God to help in hard times. Today we will learn about something Jesus did to help ten sick men.

The BIBLE Story

Jesus Healed Ten Men

Luke 17

Jesus was on His way to Jerusalem when He entered a village. Ten men cried out to Him, “Jesus, Master, have mercy on us!” The men did not come close to Jesus because they had a skin disease called *leprosy*.

Jesus saw them and said, “Go and show yourselves to the priests.” Jesus wanted the men to follow the law God had

given to Moses. The law said a person who had a skin disease had to go to a priest to be examined when the disease was gone. The priest and the person had to follow certain rules so the person could live a normal life among people again.

As they went, the ten men were miraculously healed.


One of the men, seeing that he was healed, went back to Jesus. He praised God and fell facedown at Jesus’ feet, thanking

Him over and over.

Jesus asked the man, “Weren’t ten men cleansed? Where are the others?” Only this

man—a foreigner—had returned to give thanks and praise to God.

Jesus told him, “Get up and go on your way. Your faith has saved you.”



Christ Connection: Jesus healed the ten men who cried out to Him. The one who had faith was saved. When we trust in Jesus by faith, He heals us from something greater than a disease; He saves us from our sins. We can give Him thanks and worship Him for making us new.

APPLY the Story



SESSION TITLE: Jesus Healed Ten Men

BIBLE PASSAGE: Luke 17

STORY POINT: Jesus healed ten men, and one was saved.

KEY PASSAGE: Isaiah 53:4-5

BIG PICTURE QUESTION: Why did God create people? God created people to worship Him, love Him, and show His glory.

Key passage activity

Write the key passage out Isaiah 53:4-5. And have the kids read it aloud. Separate the key passage into phrases that include key words. Choose several key words and call for volunteers to draw pictures on the paper to represent the key words. (A green frowning face might represent *sickness*, a crying face might represent the word *pain*.) Guide kids to say the key passage, using the illustrations as prompts.

Lesson Connection • When Jesus was on earth, He not only healed the sick and raised the dead, He also defeated sin and death once and for all when He died on the cross and rose again. Jesus will return one day and put an end to sickness and suffering forever.

Why did God create people? God created people to worship Him, love Him, and show His glory.

Discussion & Bible skills Distribute a Bible to each kid. Help kids find Luke 17 using a table of contents, if needed. Remind the kids how to use the large chapter and small verse numbers. Ask a volunteer to explain which New Testament division Luke is in and what that division contains. (*Gospels; the stories of Jesus' ministry on earth including His death and resurrection*) Invite a strong reader to read Luke 17:17-19.

Ask the following questions. Lead the group to discuss:

1. How many men did Jesus heal of leprosy? (*ten, Luke 17:17*)
2. How many returned to praise Jesus and thank Him? (*one, Luke 17:15-16*)
3. Why did Jesus say the one Samaritan was saved? (*because of his faith, Luke 17:19*)
4. Do you feel more like the man who thanked Jesus, or the nine who did not? *Encourage kids to share their thoughts and try to answer honestly. Be prepared to share your own experience of times you honored God for His goodness and times you struggled to. Help kids to see that our sinful hearts often take God's goodness for granted. We expect only good and forget that God can use hard times for His glory.*
5. How do you show God you are thankful to Him? *Guide kids to discuss the different ways we can give thanks to, glorify, and honor God. Help them see that we can worship God in our words and with our actions. Remind them that obedience to God, parents, and teachers is a great way to show God you trust and love Him. We can also show His love to others.*
6. When might it be difficult to show God you love Him and are thankful? *Help kids see that when we are in the midst of difficult times, such as when we are sick or in pain, we might find it difficult to see God's work around us. Encourage kids that everything God does is for His glory and our good, even in the middle of difficult or sad circumstances.*

Option: Retell or review the Bible story using the bolded text of the Bible story script.

Lesson Connection • Jesus healed ten men, and one was saved.

The man who was saved had faith in Jesus and glorified God for what He had done. We can glorify God too.



Activity choice

What time is it?

Clear a large playing area for a variation of tag. Designate one player as *the Doctor*. Instruct him to stand at one side of the room with his back to the group. The rest of the players (“the patients”) should stand at the opposite side of the room. The patients will shout, “What time is it, Doctor?” The Doctor will respond by calling out an hour. (For example, “It’s two o’clock!”) The patients will move forward a corresponding number of steps and then ask the question again.

At any point, the Doctor can respond, “It’s midnight!” Then the Doctor will turn around and try to tag a patient as they race back to the starting line. Tagged patients must join the Doctor as a tagger for additional rounds. **LC•**

In the Bible story we are going to hear today, ten men had a disease. They approached Jesus to ask for help. Jesus told them it was time to go see the priests. That could only mean one thing: they would be healed!

- felt
- scissors
- markers
- adhesive magnets

OPTION: Stuck on Jesus

Provide each kid with a 2-by-4-inch piece of felt. Instruct the kids to draw a bandage shape and cut it out. Help the kids attach an adhesive magnet to the back of their bandages. Then, ask the kids to write *Jesus heals* on their bandages.

LC • Jesus healed ten men, and one was saved. When a person believes that Jesus died on the cross for her sin and rose from the dead, she is saved. When we are saved, God gives us the Holy Spirit to help us love and obey God. Over time, Jesus heals the damage sin causes in our lives. Although physical healing is a blessing, being saved from sin and healed of the damage it causes is the best thing we can receive from Jesus.

Reflection and prayer Distribute a sheet of paper to each child. Ask the kids to write about or draw a picture to answer the following questions:

- What does this story teach me about God or about the gospel?
- What does this story teach me about myself?
- Whom can I tell about this story?

Make sure to send the sheets home with kids alongside the activity page so that parents can see what their kids have been learning.

If time remains, take prayer requests or allow kids to complete the Bible story coloring page provided with this session. Pray for your group.

Unit 22 • Session 2

Jesus Healed a Woman and a Girl

BIBLE PASSAGE:

Mark 5

STORY POINT:

Jesus healed a woman and raised a girl from the dead.

KEY PASSAGE:

Isaiah 53:4-5

BIG PICTURE QUESTION:

Why did God create people? God created people to worship Him, love Him, and show His glory.



INTRODUCE the Story



SESSION TITLE: Jesus Healed a Woman and a Girl

BIBLE PASSAGE: Mark 5

STORY POINT: Jesus healed a woman and raised a girl from the dead.

KEY PASSAGE: Isaiah 53:4-5

BIG PICTURE QUESTION: Why did God create people? God created people to worship Him, love Him, and show His glory.

Opening Question:

Ask the kids to discuss a time they tried to fix something that was broken. What was broken, and how did they try to fix it?

LESSON CONNECTIONS • Over time, everything wears out. Sometimes things break. Even our bodies wear out and stop working the way they are supposed to. When that happens, usually we will go see a doctor, but what about when a doctor cannot help? Today we will hear a story about a time a woman had a problem no doctor could solve. Who do you think fixed things?

Activity page

Invite kids to complete the “Through the Crowd” activity page. Ask kids to find and circle: one woman touching Jesus’ clothes, four people without shoes, and eight Roman soldiers.

LESSON CONNECTION • What a big crowd! Great job finding the people hidden in the crowd. Today we will learn about a time Jesus looked for one woman in a large crowd.

The **BIBLE** Story

Jesus Healed a Woman and a Girl

Mark 5


Jesus stood on the shore of the Sea of Galilee, and a large crowd gathered around Him. Jairus (JIGH ruhs), one of the leaders in the synagogue, fell at Jesus' feet and begged for His help.

"My daughter is about to die! Please come touch her so she will be healed and live," he said. Jesus went with Jairus, and many people followed, crowding around Him.

In the crowd was a woman who had been bleeding for 12 years. She had seen many doctors and had spent all her money trying to get better, but no one could help her. She was getting worse. The woman said to herself, "If I touch even Jesus' clothes, I will be healed."

She came up behind Jesus in the crowd and touched His clothes. Immediately, her bleeding stopped and she knew she was healed.

At that moment, Jesus felt that power had gone out of Him. He turned around. "Who touched My clothes?" He asked. Jesus' disciples pointed out that many people were crowded around Him. But Jesus kept looking around. The woman, knowing she was healed, came forward and fell before Jesus. She told Him what had happened.



Jesus said to her, “Daughter, your faith has saved you. Go in peace. You are healed.”

While Jesus was speaking, some men came from Jairus’ house and told Jairus, “Your daughter is dead. Do not bother Jesus anymore.”

Jesus heard what the men said, and He told Jairus, “Do not be afraid. Just believe.”

Jesus and three of His disciples went to Jairus’ house. People there were crying and wailing loudly. “Why are you crying?” Jesus asked. “The child is not dead. She is sleeping.”

The people laughed because they did not believe Jesus, and He told them all to leave. **Jesus took Jairus and his wife into the room where the child was. He took the girl by the hand and said, “Little girl, get up.”**

Immediately, the girl got up and began walking around. Jairus and his wife were amazed. Jesus told them to give the girl some food and to not tell anyone what had happened.

Christ Connection: By healing the woman and raising the little girl from the dead, Jesus showed His power as the Messiah. Jesus died on the cross and rose again to save people from sin and death. When we trust in Jesus, God forgives our sins and changes us to be more like His Son.

Bible Storytelling Tips

- **Vary your voice:**
Distinguish various dialogue by changing the tone of your voice for each person.
- **Use movement:**
As you tell the story, move across the room to reflect Jesus’ travels.

Session starter

OPTION: Secret touch

Select one child to sit at the front of the group facing away from the other kids. She will close her eyes. Then, silently select a second child who will gently pat the first kid's shoulder before returning to his seat. Next, invite the first kid to open her eyes and turn to face the group. She must guess who tapped her. If she is correct, allow the kid who tapped her to take her place. Otherwise, allow the kid she guessed to take her place. Play as time allows.

Lesson Connection • It can be hard to know who touched you even when you know it was only one person. How much harder would it be to pick out a single person's touch from a crowd of people all close enough to be touching? Today our story is about a time Jesus searched for a single person who touched Him in a crowd of people.


OPTION: Marble run

Before the session, draw out a 1-inch grid on a square of cardboard. At each intersection of the grid lines, place a push pin. You may use a ruler to help keep the grid spacing even. During the session, allow the kids to take turns trying to roll a marble from one side of the cardboard to the other without hitting any push pins.

SAY • Wow, that was nearly impossible! Imagine trying

- 5-by-5-inch cardboard square
- pen
- push pins
- ruler (optional)
- marbles

to work your way through a crowd without touching anyone else. That would also be difficult. Today we will hear about what happened when Jesus was working His way through a crowd.



Tip: For an added challenge and easier setup, place the push pins into the cardboard in an unorganized way,

APPLY the Story



SESSION TITLE: Jesus Healed a Woman and a Girl

BIBLE PASSAGE: Mark 5

STORY POINT: Jesus healed a woman and raised a girl from the dead.

KEY PASSAGE: Isaiah 53:4-5

BIG PICTURE QUESTION: Why did God create people? God created people to worship Him, love Him, and show His glory.

Key passage activity

Read the key passage aloud with your group. Then cover a word or two using sticky notes and say the passage again. Continue covering words or phrases until the kids say the entire passage from memory. Encourage the kids to continue working on the key passage.

LESSON CONNECTION • This key passage was written about Jesus long before Jesus was born as a human baby. God gave Isaiah exactly the right words to help people understand what the Messiah would be like and what He would do. Isaiah explained that the Messiah would be a servant. He would take on sickness and pain that were not His and fix those problems for His people. **Jesus healed a woman and raised a girl from the dead**, and He died on the cross to take away sin for everyone who has faith in Him.

Discussion & Bible skills

Distribute a Bible to each kid. Help kids find Mark 5. If necessary, review how to use a Bible's table of contents and the chapter and verse numbers to find specific passages. You may select a strong reader to read verses 39–42.

Ask the following questions. Lead the group to discuss:

1. Who was Jairus? *(a leader in the synagogue and father to a dying girl, Mark 5:22-23)*
2. How long had the older woman been suffering with her sickness? *(12 years, Mark 5:25)*
3. How did the people outside Jairus' house react when Jesus said the girl wasn't dead? *(They laughed. They had no faith; Mark 5:39-40)*
4. What can we do if someone we know is sick or hurting? *Guide kids to think about ways to show love to others who are going through difficult circumstances. Help them see that praying for others is the strongest tool we have against hard times. Remind them that Jesus doesn't promise our lives will be easy or pain free, but we can trust Him to always do what is right.*
5. How can we show our faith in Jesus? *Help kids brainstorm ways to share their faith with others by giving God credit when they succeed, talking about what they learn in church, or telling others about the ways Jesus has helped them overcome difficult times.*
6. How can we glorify God if someone we love isn't healed when we ask God to heal them? *Guide kids to see that our hope is not in physical healing but in the restoration of the world that will come when Jesus returns. Help them see that people who have faith in Jesus will live eternally with God, no matter what hard times they go through now.*

SAY • Jesus healed a woman and raised a girl from the dead. Jesus has power over sickness and death. When we have faith, Jesus raises us to new life in Him and heals us from the damage sin causes.

- various swatches of fabric
- puff paint pens
- adhesive jewels or other craft supplies

Activity choice

OPTION Faith, not fabric

Provide various swatches of fabric, such as denim, fleece, felt, cotton, or linen. Allow each kid to select a swatch he prefers. Help the kids to use puff paint pens to write *Your faith has saved you*. Encourage the kids to take their swatches home to remember what they learned today. You may provide adhesive jewels or other craft supplies for kids to decorate their fabric.

LESSON CONNECTION • Jesus healed a woman and raised a girl from the

dead. When Jesus healed and saved the woman, it wasn't because she physically touched Jesus. In the crowd, many pressed against one another and against Jesus. The woman understood Jesus' power as the Messiah. She had faith that all it would take was a small touch of Jesus' clothing to heal her. There was nothing special about Jesus' clothing; He healed her and saved her because of her faith.

In a similar way, there's no special thing we must do to be saved. We don't have to physically reach Jesus or rely on our efforts to be saved. When we have faith in Jesus' power to save us, He saves us!

Reflection and prayer

Distribute a sheet of paper to each child. Ask the kids to write about or draw a picture to answer the following questions:

- What does this story teach me about God or about the gospel?
- What does this story teach me about myself?
- Whom can I tell about this story?

Take prayer requests or allow kids to complete the Bible story coloring page provided with this session. Pray for your group.

Unit 22 • Session 3

Jesus Healed a Man Who Was Lame

BIBLE PASSAGE:

John 5

STORY POINT:

Jesus healed a man who could not walk.

KEY PASSAGE:

Isaiah 53:4-5

BIG PICTURE QUESTION:

Why did God create people? God created people to worship Him, love Him, and show His glory.



INTRODUCE the Story



SESSION TITLE: Jesus Healed a Man Who Was Lame

BIBLE PASSAGE: John 5

STORY POINT: Jesus healed a man who could not walk.

KEY PASSAGE: Isaiah 53:4-5

BIG PICTURE QUESTION: Why did God create people? God created people to worship Him, love Him, and show His glory.

Activity page

Invite kids to complete the “A Pool of Words” activity page. Challenge kids to find the words from the word box hidden in the grid of letters. Words can be horizontal, vertical, or diagonal, but will not be backwards.

LC • Good job finding those key words in that large pool of letters. Today we will learn about a man who could not walk. He wanted to climb into a pool, but he had no one to help him.

OPTION: Pallet placemats

Provide each kid with two sheets of construction paper. Help the kids cut 1-inch vertical strips from one sheet. Then show them how to fold the other sheet in half and cut slits starting at the fold and going to about an inch from the edge of the paper. Demonstrate how to weave the strips over and under through the slits to make a pallet placemat. You may use clear contact plastic to cover the placemats and make them water resistant.

- construction paper
- scissors
- clear contact plastic (optional)

LC • Today we will hear about a time Jesus told a man who could not walk to pick up his mat and walk. A pallet is like a large mat that a person can lay on. What do you think happened to that man? We'll learn more soon.

The BIBLE Story

Jesus Healed a Man Who Was Lame

John 5

Jesus went to Jerusalem and stood by the pool of Bethesda (buh THEZ duh). Many people were at the pool who were blind, lame, or paralyzed. Jesus noticed a man who could not walk. He had been lying there for a long time. Jesus asked him, “Do you want to get well?”


The man answered, “Sir, I have no one to put me in the pool when the water is stirred up. Someone else always gets in before me.” The man thought if he could get into the water, he would be healed.

Jesus told him, “Get up, pick up your mat, and walk.” Right away, the man was miraculously healed. He picked up his mat and started to walk.

This happened on the Sabbath, so the Jews told the man who was healed, “It is against the law to pick up your mat on the Sabbath.”

The man replied, “The man who healed me told me to pick up my mat and walk.”

“Who was the man?” the Jews asked. But the man who was healed did not know who had healed him. By this time, Jesus had slipped away into the crowd.



Later, Jesus found the healed man in the temple. Jesus said to him, “See, you are healed. Do not sin anymore, so that something worse doesn’t happen to you.”

Then the man went to the Jews and told them that Jesus had healed him. So the Jews began persecuting Jesus because He was healing people on the Sabbath.

Jesus told the Jews, “My Father is still working, and I am working too.”

Now the Jews wanted even more to kill Jesus because He wasn’t just breaking their rules about the Sabbath, **He was saying that God is His Father—making Himself equal to God.** Jesus is God’s Son, and He always did what God said was right.

Christ Connection: The man at the pool was unable to help himself. Jesus healed him, and he obeyed Jesus’ commands. In a similar way, we are unable to free ourselves from sin. Jesus calls us to trust in Him. When we trust in Jesus, He frees us from the power of sin and death so we can follow Him and obey Him.

Bible Storytelling Tips

- **Use dramatic conversation:** Stand in one place as you speak Jesus’ dialogue and another place as you speak the dialogue of the man who was lame.
- **Call for active listening:** Challenge kids to count how many times they hear the word *healed*.

APPLY the Story



SESSION TITLE: Jesus Healed a Man Who Was Lame

BIBLE PASSAGE: John 5

STORY POINT: Jesus healed a man who could not walk.

KEY PASSAGE: Isaiah 53:4-5

BIG PICTURE QUESTION: Why did God create people? God created people to worship Him, love Him, and show His glory.

Key passage activity

Use masking tape to make a hopscotch board on the floor. Teach the kids how to play hopscotch, tossing a beanbag or paper wad onto the board and hopping through the board without touching the square in which the beanbag landed. Depending on what number the beanbag landed on, that's how many times the kids must try to say the passage from memory. Thank each kid for her efforts.

LC• Great job learning that key passage. Isaiah lived many years before God the Son became a human. Even so, Isaiah's writing was about Jesus. Jesus came to heal people. Some people were healed from sickness, but even more importantly, Jesus heals us from sin and death when we believe that He died for us and rose again. That is the most important healing of all.

Discussion & Bible skills (

Distribute a Bible to each kid. Help kids use the table of contents at the front of each Bible to find John 5. Remind the kids that John was a disciple of Jesus and one of Jesus' closest friends. He wrote about Jesus so other people could know Jesus is God's Son.

Ask the following questions. Lead the group to discuss:

1. Where was Jesus when He saw the man who could not walk? (*at the pool called Bethesda in Jerusalem, John 5:2*)
2. Why were the religious leaders upset at the man who had been healed? (*He carried his mat on the Sabbath; John 5:10*)
3. Who is Jesus' Father? (*God, John 5:17-18*)
4. How are we similar to the man who could not walk?
Guide kids to discuss the fact that we are helplessly trapped in sin. The Bible describes us as dead in sin. We need Jesus to rescue us and give us new life. Apart from Jesus' complete work on the cross, we could not have salvation.
5. How can we gain salvation and healing from sin?
Guide kids to think through the message of the gospel. Remind them that we are saved by grace through faith. We cannot earn salvation, but when we have faith that Jesus died for our sins and rose on the third day, God gives us salvation.
6. Why do you think Jesus told the man to stop sinning? *Guide kids to see that the phrase "so that something worse doesn't happen" is a reference to being separated from God after death. Help the kids see that no matter what physical ailment we may suffer with, we can all have eternal life and hope for the future. Jesus' death and resurrection gives us that hope for eternity spent with God in a restored world.*

- **Jesus healed a man who could not walk.** Jesus commanded the man to pick up his mat and walk, and the man immediately obeyed. Jesus gave him the command and the power to obey it.

OPTION: Impossible commands

Invite the kids to stand on one side of the room. Stand on the opposite side, facing them. Ask them to obey all the commands you will give. Proceed to give them commands that are impossible to obey. See the suggested commands below, or make up your own.

- Jump into the air and wait 10 seconds before letting your feet hit the ground.
- Count to 15 million.
- Rub your belly, pat your head, and clap your hands all at once.
- Balance on one foot for a whole day.
- Throw a rock 500 yards.

After a minute or two, stop the game and ask kids about ways they might be able to obey the commands using special tools or technology. Be prepared to help kids come up with solutions to the impossible commands.

SAY • When Jesus said, “Pick up your mat and walk,” it probably sounded like an impossible command. How could a man who could not walk obey such a command? The answer is with Jesus’ power. **Jesus healed a man who could not walk.** When Jesus commanded the man to walk, He also gave the man the healing power to be able to obey. Jesus commands His people not to sin, and He died on the cross and rose again to give us the power to obey.

Reflection and prayer

Distribute a sheet of paper to each child. Ask the kids to write about or draw a picture to answer the following questions:

- What does this story teach me about God or about the gospel?
- What does this story teach me about myself?
- Whom can I tell about this story?

Unit 22 • Session 4

Jesus Healed a Man Who Was Blind

BIBLE PASSAGE:

John 9

STORY POINT:

Jesus gave sight to a man who was blind.

KEY PASSAGE:

Isaiah 53:4-5

BIG PICTURE QUESTION:

Why did God create people? God created people to worship Him, love Him, and show His glory.



INTRODUCE the Story



SESSION TITLE: Jesus Healed a Man Who Was Blind

BIBLE PASSAGE: John 9

STORY POINT: Jesus gave sight to a man who was blind.

KEY PASSAGE: Isaiah 53:4-5

BIG PICTURE QUESTION: Why did God create people? God created people to worship Him, love Him, and show His glory.

Activity page

Invite kids to complete the “Blind Draw” activity page. Ask the kids to use the space provided to draw pictures with your eyes closed. Consider drawing a dog, a house, and a flower. In the fourth spot, kids may draw whatever they wish to draw. **LC** • Drawing can be very difficult when you cannot see, can you imagine trying that? Especially if you are used to being able to see. Today, we will learn about a time Jesus helped a man see.

Session starter | **OPTION** : Partner peering

Help the kids form pairs. Instruct each pair of kids to stand face to face and study one another’s features for one minute. Then, instruct the pairs to turn back to back. Call out different features. Challenge the kids to answer as quickly as they can what their partner’s features look like. Suggested features: eye color, hair color, shirt color, hair texture (straight or curly), and so forth. **LC** • It can be hard to remember details about someone even if you see him or her often. Today we will hear about a man who had been blind all his life. What features do you think he might have been most interested to look at when Jesus gave him sight?

OPTION Eye test || Before the session, make an eye chart by drawing letters on a poster board decreasing in size after each row. During the session, instruct the kids to stand about 10 feet away and cover one eye. Can the kids read aloud all the letters, even those that are written in the smallest print? **LC** • This kind of eye chart is often used by eye doctors to

figure out how good or bad a person’s eyesight might be. Today we will hear a story about a man who had no eyesight at all. What do you think Jesus did for the man who was blind?


- poster board
- markers
- Tip: You may choose to search the Internet for free eye charts

The BIBLE Story

Jesus Healed a Man Who Was Blind

John 9

Jesus was walking with His disciples when He saw a man who had been born blind. The disciples asked, “Teacher, why was this man born blind? Did this happen because of his sin or his parents’ sin?”



Jesus answered, “Neither his sin nor his parents’ sin caused this. This man was born blind so that people could see God’s power through him.” Jesus would be on earth for a short time so He healed people to show what God is like. **Jesus said, “While I am in the world, I am the Light of the world.”**

Then Jesus spit on the ground and made mud. He put the mud on the eyes of the man who was blind. “Go and wash in the pool of Siloam,” Jesus instructed. The man went and washed. When he came back, he could see.

The man’s neighbors were amazed. They took the man to the religious leaders, and they asked him how he was healed. “A man put mud on my eyes. I washed, and now I can see,”

he said.

The religious leaders were upset because Jesus had healed on the Sabbath again. They did not want to believe that Jesus could give

sight to people who were blind. **Over and over again, the man who was healed told the religious leaders what happened. The man believed Jesus must have come from God. But the religious leaders threw the man out of the synagogue.**

Jesus came to the man again and asked, “Do you believe in the Son of Man?”

The man answered, “Tell me who He is so I can believe in Him.”

“You have already seen Him,” Jesus replied. “The Son of Man is talking to you now.”

The man said, “I believe, Lord!” and he worshiped Jesus.

Bible Storytelling Tips

- **Show a demonstration:** As you tell the story, mix dirt and water to make a muddy paste.
- **Display art:** Show the Bible story picture and point out Jesus and the man who was healed.

Christ Connection: Our sin makes us unable to see the truth about God. Jesus came as a light in a dark world. He came to give us sight—true understanding of God and His kingdom. Those who trust in Jesus see who He is and worship Him.

APPLY the Story



SESSION TITLE: Jesus Healed a Man Who Was Blind

BIBLE PASSAGE: John 9

STORY POINT: Jesus gave sight to a man who was blind.

KEY PASSAGE: Isaiah 53:4-5

BIG PICTURE QUESTION: Why did God create people? God created people to worship Him, love Him, and show His glory.

Key passage activity

Before the session, write each word or phrase of the key passage on a separate sheet of paper. Ask for volunteers to say the key passage from memory. Select a volunteer to wear a blindfold. Give her all the key passage papers. Encourage the other kids to help her put the key passage in order. **LC** • Our key passage tells us that Jesus took on our sickness and sin to heal us from sin and death. Only Jesus is able to save us from sin and heal the damage sin causes in our lives. When we trust in Jesus, God forgives all our sin and gives us eternal life.

Discussion & Bible skills

Distribute a Bible to each kid. Help kids find John 9. Remind the kids that they can search the table of contents to figure out which page John starts on. Help them understand that Bible scholars added the large chapter numbers and the small verse numbers to help us organize and study God's Word.

Ask the following questions. Lead the group to discuss:

1. Why was the man born blind? *(so God's works might be displayed in him, John 9:3)*
 2. How did Jesus heal the man? *(Jesus mixed spit and dirt, put the mud on the man's eyes, and told him to wash it off; John 9:6-7)*
 3. What did the religious leaders do to the healed man? *(threw him out of the synagogue, John 9:34)*
 4. In what ways are we like the man born blind? *Guide kids to consider what it means to be born in sin. Help them see that spiritual blindness prevents us from being able to pursue God on our own. Guide kids to discuss what it feels like to be in darkness. Point out both the fear of the dark that some have and also the practical limitations of doing things in the dark.*
 5. Why do you think Jesus calls Himself the Light of the world? *Help them understand the ways in which Jesus "lights up" our life, such as helping us see and understand God's truth, giving us joy, and helping us walk in obedience to God. Point out that, while it is difficult to do things in the dark, light helps us work.*
 6. How can we be given "spiritual sight"? *Direct kids to think about the message of the gospel. Help them see that they cannot earn salvation, but it is given freely to those with faith in Jesus' death and resurrection. Remind them that with salvation comes new life and the Holy Spirit's help to love and obey God.*
- **Jesus gave sight to a man who was blind.** In a similar way, Jesus gives us spiritual sight when we trust in Him. God forgives our sins and opens our eyes to see the truth of His Word. The Holy Spirit helps us love and obey God.

Activity choice

- masking tape
- blindfolds



OPTION : Blind leaders

Use tape to make a simple but winding path on the floor. Select kids to wear blindfolds and attempt to navigate the path. Play additional rounds where other kids can call out instructions to get through the path and rounds where the blindfolded kids are led by a kid who grasps their shoulders to gently steer them. **LC** • That was pretty hard to navigate such a winding

path. If the kids leading you were also blindfolded, it would have been impossible. **Jesus gave sight to a man who was blind.** In John 9:39-41, Jesus told people that He came to give sight to those who are blind and make those who can see become blind.

Jesus was speaking about the Pharisees. They were spiritually blind. They thought they understood everything there was to know about God, but they did not believe in Jesus, God's own Son. We are all born spiritually blind—dead in sin. When we trust in Jesus, our hearts are able to understand who Jesus is and worship Him.

Reflection and prayer

Distribute a sheet of paper to each child. Ask the kids to write about or draw a picture to answer the following questions:

- What does this story teach me about God or about the gospel?
- What does this story teach me about myself?
- Whom can I tell about this story?