



We are in part two of our new curriculum for PreK-12th grade! Each week we will be covering the same topics, but depending on your kid's age/grade level a little differently. As you engage together with your preschool and elementary kids, we have provided this check list as a guide for completing the lesson. Note: You don't have to do this in one sitting and there is freedom in making it work for your family.

Unit 23: Jesus the Teacher (Matthew, Luke, John)

WEEK 1 (June 14th-20th) Big Idea: The Sermon on the Mount (Matthew 5-7)

- | | |
|--|--|
| <input type="checkbox"/> Complete the Introduce the Story Page | <input type="checkbox"/> Watch the Lesson Video |
| <input type="checkbox"/> Complete Apply the Story | <input type="checkbox"/> Complete the Activity Sheet |

WEEK 2 (June 21st - 27th) Big Idea: The Cost of Following Jesus (Matthew 8 & 16; Luke 9 & 14)

- | | |
|--|--|
| <input type="checkbox"/> Complete the Introduce the Story Page | <input type="checkbox"/> Watch the Lesson Video |
| <input type="checkbox"/> Complete Apply the Story | <input type="checkbox"/> Complete the Activity Sheet |

WEEK 3 (June 28th-July 4th) Big Idea: Jesus Taught About Prayer (Luke 11 & 18)

- | | |
|--|--|
| <input type="checkbox"/> Complete the Introduce the Story Page | <input type="checkbox"/> Watch the Lesson Video |
| <input type="checkbox"/> Complete Apply the Story | <input type="checkbox"/> Complete the Activity Sheet |

WEEK 4 (July 5th-11th) Big Idea: Jesus Teaches About Possessions (Luke 12)

- | | |
|--|--|
| <input type="checkbox"/> Complete the Introduce the Story Page | <input type="checkbox"/> Watch the Lesson Video |
| <input type="checkbox"/> Complete Apply the Story | <input type="checkbox"/> Complete the Activity Sheet |

WEEK 5 (July 12th-18th) Big Idea: Jesus Teaches About The Good Shepherd (John 10)

- | | |
|--|--|
| <input type="checkbox"/> Complete the Introduce the Story Page | <input type="checkbox"/> Watch the Lesson Video |
| <input type="checkbox"/> Complete Apply the Story | <input type="checkbox"/> Complete the Activity Sheet |

You can find the lesson videos on our website (<https://www.kingswaychurch.org/kids/>) After watching the lesson check out the packet for the week. This packet is normally written for small group leaders, but most of it will still work for you to do as a family. If you have any questions please email kids@kingswaychurch.org.

Unit 23 • Session 1

The Sermon on the Mount

BIBLE PASSAGE:

Matthew 5–7

STORY POINT:

Jesus taught people about
God's kingdom.

KEY PASSAGE:

John 14:26

BIG PICTURE QUESTION:

What did Jesus teach when He was
on earth? Jesus taught about God and
His kingdom.



INTRODUCE THE STORY

TEACH THE STORY

EXPERIENCE THE STORY



INTRODUCE the Story



SESSION TITLE: The Sermon on the Mount

BIBLE PASSAGE: Matthew 5–7

STORY POINT: Jesus taught people about God's kingdom.

KEY PASSAGE: John 14:26

BIG PICTURE QUESTION: What did Jesus teach when He was on earth? Jesus taught about God and His kingdom.

Activity page

Guide preschoolers to circle who the baseball players are playing in the game based on their actions, despite what the people are wearing or where they are.

Lesson Connection • Good job deciding who was on the team! That was

a little tricky because some people were wearing the uniform, but they weren't on the field. Other people were on the field, but they weren't playing. We can tell who the baseball players are by what they are doing. Jesus taught that people who follow Him will look and act differently than everyone else. Listen to the story to hear how people who believe in Jesus should live.

Obey happily

Give children a fun command to obey. Encourage them to respond with "Yes, ma'am" or "Yes, sir" and obey quickly.

Reward quick and happy obedience with a sticker.

Lesson Connection • When Jesus lived on earth, the religious leaders

thought a person could go to heaven if they did all the right things. In today's Bible story, Jesus said that *why* a person does the right thing is just as important as *doing* the right thing.

Doing the right thing is hard, but doing the right thing for the right reason is even harder! Listen to today's Bible story to hear how Jesus came to earth to do *all* the right things for us!

• example

commands:

- do five jumping jacks
- shake a friend's hand
- play air guitar
- waddle like a penguin
- stand on one foot
- hug yourself
- act like a monkey
- jump ten times

Transition to the story

The BIBLE Story

The Sermon on the Mount

Matthew 5–7

Crowds of people followed Jesus wherever He went. **One day, Jesus went up on a mountain. He sat down and began to teach about God's kingdom. Jesus said:**

"Blessed are the poor in spirit, for the kingdom of heaven is theirs.

Blessed are those who mourn, for they will be comforted.

Blessed are the humble, for the earth will be theirs.

Blessed are those who hunger and thirst for what is right, for they will be filled.

Blessed are the merciful, for they will be shown mercy.


Blessed are the pure in heart, for they will see God.

Blessed are the peacemakers, for they will be called God's children.

Blessed are those who are mistreated for doing what is right, for the kingdom of heaven is theirs."

Then Jesus taught how people who believe in Him should live. Jesus said that believers are a light in a dark world. "Let your light shine so that others may see the good things you do. Those who see what you do will praise God," Jesus said.

Then Jesus talked about God's law. Jesus did not come to take



away the law, but to obey it. He said that a person can't go to heaven just because he does the right things, like the religious leaders. Why a person does those things is just as important.

Jesus said, "Love your enemies and pray for them. When you give to people who are poor, give in secret so others do not see you." Jesus also taught the people how to pray.

Jesus said, "Forgive others. Then God will forgive you too. If you do not forgive others, God will not forgive you."

Jesus said, "Do not collect treasures on earth. They can be destroyed or stolen. Collect treasures in heaven instead. Wherever your treasure is, that is where your heart will be too." Jesus taught that God provides for His people. He taught the people many things.

When Jesus finished teaching, the crowds were amazed. Jesus did not teach like the other religious leaders; He taught like He was in charge, like He really knew what He was talking about.

Christ Connection: Jesus taught people what it means to follow Him. He taught how people should live, how they should treat one another, and how to love God. People who trust in Jesus live to honor God and lead others to know Him.

TEACH the Story



SESSION TITLE: The Sermon on the Mount

BIBLE PASSAGE: Matthew 5–7

STORY POINT: Jesus taught people about God's kingdom.

KEY PASSAGE: John 14:26

BIG PICTURE QUESTION: What did Jesus teach when He was on earth? Jesus taught about God and His kingdom.

Introduce the Bible story

Place a bookmark at Matthew 5 in your Bible. Invite a preschooler to open it. Reverently display the open Bible. The Bible is God's Word, and God's Word is true. Today's Bible story comes from the Book of Matthew in the New Testament. Point to the Bible story picture on the giant timeline. Remind children that all the stories in the Bible fit together to tell an even bigger story. The Bible tells us the big story of how God rescues sinners through His Son, Jesus.

Watch the Bible story

Tell the Bible story using the provided storytelling tips. Use the bolded version of the Bible story for young preschoolers.

Lesson Connection • Wherever He went, **Jesus taught people about God's kingdom.** He explained that life in God's kingdom is different from life in this world. Many people who are sad because of wrong things in this life will be happy because of all the good things in God's kingdom. Jesus taught how people should live, how they should treat one another, and how to love God. People who trust in Jesus live to honor God and lead others to know Him.

EXPERIENCE The Story



SESSION TITLE: The Sermon on the Mount

BIBLE PASSAGE: Matthew 5–7

STORY POINT: Jesus taught people about God’s kingdom.

KEY PASSAGE: John 14:26

BIG PICTURE QUESTION: What did Jesus teach when He was on earth? Jesus taught about God and His kingdom.

Sing the Beatitudes

Sing the words of the Beatitudes from the Preschool Bible Story or Matthew 5:3-10 to the tune of “Are You Sleeping?” If you are unfamiliar with the tune look it up online before the session. For Beatitudes where there are not enough syllables to complete the verse, add “Jesus said” at the end. For example,

“Blessed are, blessed are
those who mourn, those who mourn.
for they will be comforted, for they will be comforted,
Jesus said, Jesus said.”

Lesson Connection • We sang the Beatitudes! These words Jesus taught are called the Beatitudes. The Beatitudes describe people who are happy in God’s kingdom. **Jesus taught people about God’s kingdom.** God’s kingdom is different from kingdoms on earth. God does not need us to be big or strong. Instead, He says we will be humble, merciful, pure in heart, and eager for righteousness when we follow Him. Those who follow God are blessed—or happy in Him.

Shine a light

• flashlights, 1 per child

Give each child a flashlight and dim the lights. Play “I Spy” by shining your flashlight on an object as you describe it.

Guide children to point their flashlight at the object when they guess it. Once everyone has his or her light shining on the correct object, allow a child to take a turn spying. Continue playing as time allows. Finish by “spying” a Bible. **Lesson Connection** • Jesus said that believers are a light in a dark world.

He taught how people who believe in Him should live to show people what God and His kingdom are like. ***What did Jesus teach when He was on earth? Jesus taught about God and His kingdom.*** We read Jesus’ teachings in the Bible. The more we read the Bible, the brighter our lives will shine for God’s glory!

Make a glow-in-the-dark earth

Cut a large circle out of black poster board. Draw the outlines of land with chalk to make the circle look like the earth. Pour glow paint onto a foam plate and invite

- black poster board
- scissors (adult-use)
- chalk
- glow paint
- foam plate
- wipes for cleanup

children to dip a fingertip in the paint. Help children press their fingerprints onto the world. Wipe hands immediately. Allow the paint to dry under a bright light, and then dim the lights so children can see their artwork glow.

Lesson Connection • Jesus taught how people who believe in Him should live. He said that believers are a light in a dark world. “Let your light shine so that others may see the good things you do. Those who see what you do will praise God,” Jesus said. Our glow paint cannot shine unless it absorbs light from another source, and we cannot be lights in the world unless we follow Jesus. But if live in a way that honors God, then we can show people what God and His kingdom are like. ***What did Jesus teach when He was on earth? Jesus taught about God and His kingdom.***

review

Talk about how Jesus said those who did not seek attention for themselves are blessed. **Jesus taught people about God's kingdom** and what it means to follow Him. He taught how people should live, how they should treat one another, and how to love God.

Show the Bible story picture as you ask the following questions. Retell parts of the Bible story as needed.

1. Who taught people about God's kingdom? (*Jesus*)
2. Where did Jesus teach His sermon? (*on a mountain*)
3. What word did Jesus repeat at the beginning about people who follow Him? (*blessed or happy*)
4. Did Jesus promise good things for those people? (*yes*)
5. True or false: if you trust in Jesus, how you live doesn't matter. (*false*)
6. ***What did Jesus teach when He was on earth? Jesus taught about God and His kingdom.***

Unit 23 • Session 2

The Cost of Following Jesus

BIBLE PASSAGE:

Matthew 8; 16; Luke 9; 14

STORY POINT:

Jesus taught that following Him is not easy.

KEY PASSAGE:

John 14:26

BIG PICTURE QUESTION:

What did Jesus teach when He was on earth? Jesus taught about God and His kingdom.

INTRODUCE THE STORY

TEACH THE STORY

EXPERIENCE THE STORY



INTRODUCE the Story



SESSION TITLE: The Cost of Following Jesus

BIBLE PASSAGE: Matthew 8; 16; Luke 9; 14

STORY POINT: Jesus taught that following Him is not easy.

KEY PASSAGE: John 14:26

BIG PICTURE QUESTION: What did Jesus teach when He was on earth? Jesus taught about God and His kingdom.

Activity page

Lead preschoolers to draw a line matching each creature with its home.

Lesson Connection • Good job finding the homes for all of these creatures!

Having a place to call home is really nice. Sometimes people have to leave their homes for something more important. Do you know what is the most important thing ever? Following Jesus! Listen to today's Bible story to hear more!

Sing the answer

Teach children the first verse of "I Have Decided to Follow Jesus." Then ask, "What if we have to move far away?" Guide children to answer by singing the verse. Pose another question like "Do you have to grow up first?" Shout "no!" and sing again. Continue asking questions based on possible excuses and singing the hymn in response. Pray for God to

help the preschoolers grow to follow Jesus decisively. **Lesson Connection** • Deciding to follow Jesus is an important choice. It's not easy! But it is the best decision you could ever make. This song helps me remember not to turn back from following Jesus when life gets hard. I pray God will help you follow Jesus no matter what too!

Transition to the story

The BIBLE Story

The Cost of Following Jesus

Matthew 8; 16; Luke 9; 14

Many people wanted to follow Jesus. Large crowds followed Him around. One man said, “Teacher, I will follow You wherever You go.” Jesus told the man, “Foxes have dens and birds of the sky have nests, but the Son of Man has no place to lie down.”

Another disciple said, “Lord, I will follow You, but first let me go and bury my father.” Jesus replied, “Follow Me, and let the dead bury their own dead.”

Jesus told the crowds that following Him would not be easy. “Anyone who comes to Me must be willing to leave everything,” he said. “You must love Me most of all—more than your own life! Anyone who thinks life should be easy cannot follow Me,” Jesus said.

Jesus wanted the people to choose carefully. He told them a story: “If you wanted to build a tower, you would first sit down and see what you would need to make the tower. If you did not, you would build the foundation and could not finish. People would laugh at you.”

Then He told them another story: “If you were a king, you would not go to war against another king without thinking about if your army is great enough to win the war. If you don’t have enough men to



fight, you would send some men to ask for peace before the fighting even started.”

Jesus wanted people to think about the cost. “If you are not willing to give up everything you have, you cannot follow Me,” Jesus said.

Jesus said, “Whoever gives up his life for Me will find true life. What good is it to have everything you want in the world if you give up life with God forever?”

Christ Connection: Following Jesus is not easy, but He is worth it. When we trust in Jesus, we give Him complete control of our lives. Jesus gave up His own life to rescue people from sin and give us life with God forever.

TEACH the Story



SESSION TITLE: The Cost of Following Jesus

BIBLE PASSAGE: Matthew 8; 16; Luke 9; 14

STORY POINT: Jesus taught that following Him is not easy.

KEY PASSAGE: John 14:26

BIG PICTURE QUESTION: What did Jesus teach when He was on earth? Jesus taught about God and His kingdom.

Introduce the Bible story

Place a bookmark at Luke 14 in your Bible. Invite a preschooler to open it. Reverently display the open Bible. **SAY** • Jesus always spoke God's words, so we know His teaching is true. I'm really glad people wrote down God's true words in the Bible! Today we are hearing a story from the Bible Books of Matthew and Luke. Remind children that all the stories in the Bible fit together to tell an even bigger story. The Bible tells us the big story of how God rescues sinners through His Son, Jesus.

Watch or tell the Bible story

Show the video **SAY** • Many people wanted to follow Jesus because they thought He would make their life easier. **Jesus taught that following Him is not easy.** In fact, it can be really hard. When we trust in Jesus, we give Him complete control of our lives. He is worth it because He gives us the best gift ever—Himself! Jesus gave up His own life to rescue people from sin and give us life with God forever!

Practice the key passage

Read the key passage aloud. Challenge any willing preschooler to say the key passage from memory, promising to teach and remind him as much as necessary. Prompt him with words or using the motions you created last week. Praise any attempts and encourage other children to try. **IC** • Memorizing Scripture is hard, but it is worth it! **Jesus taught that following Him is not easy,** but He is worth it. And when we trust in Jesus, He gives us the Holy Spirit to teach and remind us of His words!

EXPERIENCE the Story



SESSION TITLE: The Cost of Following Jesus

BIBLE PASSAGE: Matthew 8; 16; Luke 9; 14

STORY POINT: Jesus taught that following Him is not easy.

KEY PASSAGE: John 14:26

BIG PICTURE QUESTION: What did Jesus teach when He was on earth? Jesus taught about God and His kingdom.

Learn the big picture question

Our big picture question asks, *What did Jesus teach*

when He was on earth? Jesus taught about God and His

kingdom. Even though following Jesus is not easy, it is worth it because He will get to be with God in His kingdom. That is better than anything we may have to give up now.

Play “Mirror, Mirror”

Form pairs. Lead pairs to stand facing each other an arm’s distance apart. Designate one child to be the *leader* and the other child to be the *mirror*. Explain that the *mirror* must copy the movements of the *leader* as if the *leader* is looking in a mirror. Play for a given amount of time then switch roles and play again. Reassign partners and continue playing as time allows or as interest holds. **IC** • Was it easy or hard to copy the leader’s motions when you were the mirror? People who follow Jesus look and act more and more like Jesus the longer they follow Him, but **Jesus taught that following Him is not easy.** Trusting Jesus means giving Him complete control of our lives. Jesus gave up His own life to rescue people from sin and give us life with God. Following Jesus is not easy, but He is worth it.

Play musical foxes and birds

Before the session, cut large circles from brown and black construction paper. Cut enough circles for each child to have one. Form two groups. Assign one group to be *birds* and the other group to be *foxes*. Explain that the brown circles are *birds’ nests* and the black circles are *foxes’ dens*. Spread out the circles on the floor, using one less *bird’s nest* than the number of *birds* and one less *fox’s den* than the number of *foxes*.

Tell preschoolers that when the music begins, the *birds* must flap their wings and the *foxes* must crawl on the floor. When the music stops, each *bird* must find a *nest* and each *fox* must find a *den*. The *bird* and *fox* that cannot find a home are out but may select a *bird's nest* and *fox's den* to remove for the next round. Play until only one *fox* and one *bird* remains. IC • One man told Jesus he would follow Him wherever He went. Jesus told the man, "Foxes have dens and birds of the sky have nests, but the Son of Man has no place to lie down." Jesus taught that following Him is not easy, but He is worth it. Whoever gives Jesus complete control of his life will find true life.

- brown construction paper
- black construction paper
- scissors (adult use)

Tip: For younger preschoolers, give each child a brown or black scrap of paper or dot sticker to help them remember if they are a bird or fox.

Build a tower with shaving cream

Post an allergy alert. Set out small foam blocks on a table. Squirt a mound of non-menthol shaving cream in front of each child. Invite preschoolers to build a tower together using the shaving cream to hold the blocks together. Ask children about their building plans as they work. IC • Jesus said builders plan what they need before they start building. What if someone built the floors and walls of a house, but then didn't have a roof to put on? That would be silly! Jesus wants people to think about what it takes to follow Him too. When we trust in Jesus, we give Him complete control of our lives. Jesus taught that following Him is not easy, but He is worth it. Jesus gave up His life to rescue people from sin and give us life with God forever!

- small foam blocks
- non-menthol shaving cream
- wipes for cleanup

review Talk about how Jesus wanted people to think about the cost of following Him. Following Jesus is not easy, but He is worth it.

1. Did many people want to follow Jesus? (*yes*)
2. Did Jesus teach that following Him is easy? (*No, Jesus taught that following Him is not easy.*)
3. Why would Jesus teach that following Him is not easy? (*He wanted people to think and choose carefully.*)
4. Is following Jesus worth it? (*yes, always*)
5. ***What did Jesus teach when He was on earth? Jesus taught about God and His kingdom.***

Unit 23 • Session 3

Jesus Taught About Prayer

BIBLE PASSAGE:

Luke 11; 18

STORY POINT:

Jesus taught people how to pray.

KEY PASSAGE:

John 14:26

BIG PICTURE QUESTION:

What did Jesus teach when He was on earth? Jesus taught about God and His kingdom.



INTRODUCE THE STORY

TEACH THE STORY

EXPERIENCE THE STORY



INTRODUCE the Story



SESSION TITLE: Jesus Taught About Prayer

BIBLE PASSAGE: Luke 11; 18

STORY POINT: Jesus taught people how to pray.

KEY PASSAGE: John 14:26

BIG PICTURE QUESTION: What did Jesus teach when He was on earth? Jesus taught about God and His kingdom.

Activity page

Help children study the pattern in each row and circle what comes next in each one.

IC • Good job deciding which answer was best! You don't

normally see snakes and fish together or scorpions and eggs. But in our Bible story today, Jesus talked about these things to teach something else about God and His kingdom. ***What did Jesus teach when He was on earth? Jesus taught about God and His kingdom.*** Listen closely to find out what we can learn about God from these pairs!

Play out day and night

Ask preschoolers what they do when they wake up in the morning and invite them to play it out. Pretend to brush teeth, get dressed, eat breakfast, and so forth. Continue with other segments of the day, finishing with bedtime routines.

Pretend to go to sleep, then awake children by knocking on a door or table. IC • Has anyone ever had a friend come to visit in

the middle of the night? That would be strange. Nighttime is for sleeping! People don't usually wake up their friends in the middle of the night unless they really need help. But a good friend is willing to help, even at night. Jesus taught that we can ask God for help in that way. He is always willing to help us! Listen to today's Bible story to find out more.

Transition to teach the story

The BIBLE Story

Jesus Taught About Prayer

Luke 11; 18

One of Jesus' disciples said, "Lord, teach us to pray." So Jesus told the disciples, "Pray like this: Father, Your name be honored as holy. We pray that Your kingdom will come. Give us the food we need every day. Forgive our sins like we forgive people who have done wrong to us. And do not let us be tempted."


Then Jesus told the disciples a story.

"Imagine one of you goes to a friend at midnight and says, 'Friend, let me borrow some bread. A friend came to visit me, and I don't have anything to offer him.' The friend shouts, 'Go away! My family is in bed. I do not want to get up.' Even though the man does not want to help his friend, he will get up and give his friend bread because he asked boldly."

Jesus told this story to teach about prayer. He said, "Ask, and it will be given to you. Seek, and you will find. Knock, and the door will be opened to you."

Jesus asked, "When a son asks for a fish, does his father give him a snake instead? Or if the son asks for an egg, does the father give him a scorpion?" Earthly fathers know how to give good gifts to their children. God is an even greater Father! He gives His Spirit to those who ask.

Jesus told another story to teach the disciples to pray without giving



up. “In a town was a judge who did not care about God or people. A widow went to the judge again and again, asking him to protect her from being mistreated. The judge did not want to help, but he said, ‘I will give this widow what she wants so she will stop bothering me.’”

Jesus pointed out that the unjust judge did what was right because the widow did not give up. Jesus asked, “When people cry out to God day and night, will He ignore them? No! He will quickly make things right.” Jesus wanted His followers to have faith that doesn’t give up.

Christ Connection: Jesus taught us to pray. Because of Jesus, we can pray and ask God for everything we need. God is good and loving, and we can trust Him to care for us and to do what is right.

Bible Storytelling Tips

• Fold your hands:

Invite the children to fold their hands and bow their heads every time you say the words *pray* or *prayer*.

• Use sock or paper bag puppets:

Make sock or paper bag puppets to use during Jesus’ stories about the friend asking for help at midnight and the widow begging the judge to protect her.

TEACH the Story



SESSION TITLE: Jesus Taught About Prayer

BIBLE PASSAGE: Luke 11; 18

STORY POINT: Jesus taught people how to pray.

KEY PASSAGE: John 14:26

BIG PICTURE QUESTION: What did Jesus teach when He was on earth? Jesus taught about God and His kingdom.

Introduce the Bible story

Invite a preschooler to open it. Reverently display the open Bible. The Bible is God's word to us, but it also tells us how to talk to God! Today's true Bible story is from the book of Luke in the New Testament part of the Bible. Remind children that all the stories in the Bible fit together to tell an even bigger story. The Bible tells us the big story of how God rescues sinners through His Son, Jesus.

Watch the Bible story

Show the video or tell the Bible story using the provided storytelling tips. Use the bolded version of the Bible story for young preschoolers.

1C • Jesus taught people how to pray. If Jesus had not

told us to, it would not seem right to keep asking God for the same thing over and over again. But that's what Jesus taught through His stories! Jesus wanted His followers to have faith that doesn't give up. Because of Jesus, we can pray and ask God for everything we need. God is good and loving, and we can trust Him to care for us and to do what is right.

Practice the key passage

Place the key passage marker at John 14:26. Invite a child to open your Bible to the key passage. Read the key passage aloud. Invite children to repeat after you as you say the verse in a silly voice. Tell them, "say it like this," and continue with various voices as desired. **1C • Jesus told the disciples how to pray and gave them words to use when talking to God. Repeating after a teacher is a great way to remember, but even if you forget our game, the Holy Spirit will teach you and remind you of Jesus' words!**

EXPERIENCE the Story



SESSION TITLE: Jesus Taught About Prayer

BIBLE PASSAGE: Luke 11; 18

STORY POINT: Jesus taught people how to pray.

KEY PASSAGE: John 14:26

BIG PICTURE QUESTION: What did Jesus teach when He was on earth? Jesus taught about God and His kingdom.

Sing a song

Sing the following lyrics to the tune of “Mulberry Bush.” If you are unfamiliar with the tune, look it up online before the session.

“Ask, and it will be given to you.
Given to you, given to you.
Ask, and it will be given to you.
God will answer your prayers!”

“Seek after God, and you will find.
You will find, you will find.
Seek after God, and you will find
God will answer your prayers!”

“Knock, and the door will be opened to you.
Opened to you, opened to you.
Knock, and the door will be opened to you.
God will answer your prayers!”

LC • Jesus said, “Ask, and it will be given to you. Seek, and you will find. Knock, and the door will be opened to you.”

Jesus taught people how to pray. Because of Jesus, we can pray and ask God for everything we need. God is good and loving, and we can trust Him to care for us and to do what is right.

Play catch

Form a circle. Toss a ball to a child and encourage her to catch it. Then invite her to toss it to another child to catch. Praise all attempts and encourage children to keep trying even if they don't catch the ball. Emphasize not giving up.

• foam ball

IC • Good job practicing catch without giving up! **Jesus taught people how to pray** without giving up. He said that even people who do not care about God or others will respond when someone keeps asking. But God is good and loving, so we can trust Him to care for us and to do what is right! Because of Jesus, we can pray and ask God for everything we need.

Make a prayer chart

Draw lines to divide a large piece of paper into quadrants. In the first quadrant, write a large *A* as you explain that the first thing we do in prayer is adore God. Ask children what is awesome about God (He is holy, He is good, and so forth) and write down their answers under the *A*. In the second quadrant, write a large *C* as you explain that the next thing we do in prayer is confess sin. Ask children if they've made any wrong choices they need to ask forgiveness for and write down their answers under the *C*. Next, write a *T* for thanksgiving and ask children what they would like to thank God for. Finally, write a *S* for seek. Remind children that if we seek our needs from God, we will find what we need. Ask children what they need God's help with and write down their answers. Then pray, modeling gospel-centered prayer. Invite preschoolers to pray as desired.

• large piece of paper
• marker

Tip: While talking about confession, redirect children who point out other's sin back to themselves. Offer examples of ways preschoolers may be tempted to sin. Confess your own sins in an age-appropriate way to model confession for preschoolers.

IC • **Jesus taught people how to pray.** He taught us to adore God, confess sin, thank God, and seek what we need from Him. Because of Jesus, we can pray and

ask God for everything we need. God is good and loving, and we can trust Him to care for us and to do what is right. We may not always get the answer we want, but God always gives us what we need.

review

Even though we are not perfect, we know how to give good gifts when people ask. God is perfectly good and loving, so we can trust Him to give us good gifts when we ask. **Jesus taught people how to pray.** Because of Jesus, we can pray and ask God for everything we need.

Retell parts of the Bible story as needed.

1. What did the disciples ask Jesus to teach them?
(**Jesus taught people how to pray.**)
2. Can we call God our Father? (*yes*)
3. Is it OK to ask God for what we need? (*Yes, we can ask God for everything we need.*)
4. Will God ignore us or give bad gifts? (*No, He will always do what is right.*)
5. ***What did Jesus teach when He was on earth? Jesus taught about God and His kingdom.***

Unit 23 • Session 4

Jesus Taught About Possessions

BIBLE PASSAGE:

Luke 12

STORY POINT:

Jesus taught people not to worry.

KEY PASSAGE:

John 14:26

BIG PICTURE QUESTION:

What did Jesus teach when He was on earth? Jesus taught about God and His kingdom.



INTRODUCE THE STORY

TEACH THE STORY

EXPERIENCE THE STORY



INTRODUCE the Story



SESSION TITLE: Jesus Taught About Possessions

BIBLE PASSAGE: Luke 12

STORY POINT: Jesus taught people not to worry.

KEY PASSAGE: John 14:26

BIG PICTURE QUESTION: What did Jesus teach when He was on earth? Jesus taught about God and His kingdom.

Activity page

Help preschoolers cross out the things that do not belong in the picture.

IC • I've never seen a bird farming or a flower sewing!

But how do the birds have enough to eat if they don't grow food? And who dressed the flowers so beautifully? [*Allow responses.*] God takes care of them! And God takes care of us too. We don't need to worry about having what we need. Listen to today's Bible story to learn more.

Guess who has it

Form a circle on the floor. Choose a child to sit in the middle with a small Bible behind her back. The child in the middle will close her eyes, and you will choose another child to silently take the Bible and return to his spot in the circle. Once the Bible is hidden, tell the child in the middle

to open her eyes and guess who has the Bible. Reveal the child with the Bible after three guesses and play again. IC • That was a fun game, but it would be sad if someone

• small Bible

really did take my Bible. Can anyone take away God's words that I have memorized though? No! People might take things that are special to us on earth, but there is a kind of treasure that no one can take away from us. Jesus taught us to seek that treasure and not worry about other stuff. Listen to our Bible story today to learn what that treasure is!

The BIBLE Story

Jesus Taught About Possessions

Luke 12


A very large crowd came to learn from Jesus. Someone in the crowd said, “Teacher, tell my brother to share our father’s money and possessions with me.”

Jesus said, “Do not be greedy. **Life is not about what you own.**”

Then Jesus told the people a story: “A rich man owned land that produced many crops. He did not have anywhere to put them all, so he said, ‘I will tear down my barns and build bigger ones. Then, I will have so much stored up that I can stop working and relax.’ But God told the man, ‘You are a fool! You could die tonight, and then what good is everything you have?’” Jesus told this story to warn people who store up treasures on earth and are not generous toward God.

Then Jesus told His disciples, “Do not worry about what you will eat or what you will wear. Do birds plant grain or collect it? No. Yet God feeds them. Aren’t you worth more than birds?”

Jesus also said, “Think about the wildflowers. Do they work or make clothing? No. Yet they are better dressed than a great and rich king in his fancy clothes. If that is how God takes care of grass—which grows today and is cut down tomorrow—how



much more will He do for you?"

Jesus told His disciples to not worry. "Seek God's kingdom," He said. "God will give you what you need." God is happy to give His children the kingdom.

Finally Jesus said, "Sell what you have and give to the poor. A thief can take away treasure on earth, but treasure stored in heaven lasts forever. Where your treasure is, that is where your heart is too."

Christ Connection: Jesus is our greatest treasure. Jesus came down from heaven to live on earth with nothing. He obeyed God to set up His kingdom. We can give cheerfully and trust God to give us everything we need.

Bible Storytelling Tips

- **Look outside:** Go outside or look through a window as you tell the Bible story. If visible, motion towards birds and flowers as you talk about them.

TEACH the Story



SESSION TITLE: Jesus Taught About Possessions

BIBLE PASSAGE: Luke 12

STORY POINT: Jesus taught people not to worry.

KEY PASSAGE: John 14:26

BIG PICTURE QUESTION: What did Jesus teach when He was on earth? Jesus taught about God and His kingdom.

Introduce the Bible story

Place a bookmark at Luke 12 in your Bible. Invite a preschooler to open it. Reverently display the open Bible. **SAY** • Did Jesus always speak God's words? Yes! People like Luke wrote down Jesus' words in the Bible, so we can still read God's true word today.

Point to the Bible story picture on the giant timeline. Remind children that all the stories in the Bible fit together to tell an even bigger story. The Bible tells us the big story of how God rescues sinners through His Son, Jesus.

Watch the Bible story

Show the video story using the provided storytelling tips.

IC • A lot of people worry about money. After all, we

need to buy things like food and clothing. But **Jesus taught people not to worry.** He explained that God knows what we need and He loves us. We can give cheerfully and trust God to give us everything we need. Giving helps our hearts love God. Jesus is our greatest treasure. Jesus came from heaven to live on earth with nothing. He obeyed God to set up His kingdom. We can obey to build God's kingdom too!

Practice the key passage

Before the session, place the key passage marker at John 14:26, hide the Bible in the room, and create a treasure map to find it. Surprise children with the map instead of the Bible. Guide the children on a treasure hunt. When they find the Bible, invite a child to open it to the key passage. Read the key passage aloud.

LC • The Bible is a treasure because it tells us about our greatest treasure—Jesus! God gives the Holy Spirit to remind us of what Jesus taught about His kingdom.

Learn the big picture question

Jesus taught that giving to the poor is one way that we store up treasure in heaven. **Jesus taught people not to worry.** Money isn't just for buying what we need. More importantly, money is for helping build God's kingdom on earth. ***What did Jesus teach when He was on earth? Jesus taught about God and His kingdom.***

Go on a nature walk



Lead children on a walk outside looking for flowers and birds. Pause to admire the beauty of the flowers and remind children what Jesus said about them. Watch what the birds do and remind preschoolers that God provides for them. Praise God for the reminders of Himself in His creation.

LC • **Jesus taught people not to worry.** He reminded people how God cares for His creation—that includes us! We can give cheerfully and trust God to give us everything we need. He already gave us everything we need to trust Him! God shows His love for us through Jesus, His Word, and creation. Thank you, God!

Decorate envelopes

Provide art supplies and three envelopes for each child. On the first envelope, print 1. *GIVE* and explain that the first thing we do with the money God gives us is give part of it back to God. On the second envelope, print 2. *SAVE* and explain that the next thing to do with our money is save some of it for important expenses. On the third envelope, print 3. *SPEND* and explain that the last thing we do with our money is spend it on what we need or want. Invite children to decorate their envelopes with pictures to help them remember what each envelope is for. Give each child several coins to practice with. Contact parents during the week, suggesting they help their child sort any money he or she receives into the envelopes as a first lesson in budgeting.

- envelopes, 3 per child
- markers or crayons
- stickers
- other art supplies
- coins, at least 3 per child

Tip: Write each word on an index card. Challenge older preschoolers to write the words on their envelopes on their own.

LC • Jesus saw how much people worried about what

they had or didn't have. **Jesus taught people not to worry.** He said, "Seek God's kingdom. God will give you what you need." Jesus told His disciples to give to the poor, and they will store up treasure in heaven. We can give cheerfully and trust God to give us everything we need!

review

Serve granola for snack. Talk about how granola is made from grains that farmers grew and collected. Instead of keeping it all for themselves, the farmers sold most of their grain. Then our church was able to buy this granola because people gave some of their money to church. **Jesus taught people not to worry.** We can give cheerfully and trust God to give us everything we need. Pray again, thanking God for all the people who worked to produce the snack.

1. What were the people who followed Jesus worrying about? (*Money, possessions, food, clothing*)
2. Who feeds the birds? (*God*)
3. Who dresses the flowers? (*God*)
4. Who can we ask to give us all we need? (*God*)
5. Where does treasure last forever? (*in heaven*)
6. ***What did Jesus teach when He was on earth? Jesus taught about God and His kingdom.***

Unit 23 • Session 5

The Good Shepherd

BIBLE PASSAGE:

John 10

STORY POINT:

Jesus is the Good Shepherd.

KEY PASSAGE:

John 14:26

BIG PICTURE QUESTION:

What did Jesus teach when He was on earth? Jesus taught about God and His kingdom.



INTRODUCE THE STORY

TEACH THE STORY

EXPERIENCE THE STORY



INTRODUCE the Story



SESSION TITLE: The Good Shepherd

BIBLE PASSAGE: John 10

STORY POINT: Jesus is the Good Shepherd.

KEY PASSAGE: John 14:26

BIG PICTURE QUESTION: What did Jesus teach when He was on earth? Jesus taught about God and His kingdom.

Activity page

Help preschoolers complete the maze to get the sheep safely to the pen.

IC • Good job helping the sheep get to the pen! Sheep have to follow the shepherd on the right path to stay safe. Jesus taught that our lives are like that too. He saves us when we follow Him! Listen to our Bible story to learn how **Jesus is the Good Shepherd**.

Chant actions

Guide children to sit and pat their knees in rhythm while chanting with you:

“We’re going to the sheep pen,

We’re gonna be safe there.

Uh oh! A thief! Run away!”

On the last line, point and act scared, then guide preschoolers to pat their knees frantically as if running away.

After a moment, return to a normal rhythm and repeat, exchanging the word *thief* for *wolf* or other dangers. Finish by replacing the last line with: “Finally! The gate! Come on in.”

IC • Whew, I’m glad we made it to safety! There were a lot of dangers along the way. Sheep need shepherds to protect them and guide them safely home. Jesus taught that He is the Good Shepherd. He protects God’s people and guides them safely home to God’s kingdom. ***What did Jesus teach when He was on earth? Jesus taught about God and His kingdom.***

Transition to teach the story

The BIBLE Story

The Good Shepherd

John 10

Jesus told a story to the Jewish leaders: “If a person climbs into a sheep pen, he is not the shepherd; he is a thief,” Jesus said. “A shepherd comes in through the gate and calls his sheep by name.

When the sheep hear the shepherd’s voice, they follow him. If the sheep hear a stranger’s voice, they run away.”



The people did not understand Jesus’ story. God’s people are like sheep, and Jesus is the Shepherd.

Jesus said, “I am the gate for the sheep. They come in through Me and are saved.”

Jesus was saying that He is the way to true life. Jesus warned, “A thief comes only to steal and kill and destroy.” Jesus was talking about the devil, who does not want people to follow God. Jesus said, “I have come so that they may have life—extraordinary life.”

Jesus is the Good Shepherd who gives up His life for the sheep. He said, “I know My sheep, and My sheep know Me.” Like a shepherd risks his own life to protect his sheep from wolves, Jesus was willing to die for His people. Jesus came to do His Father’s plan, and He was going to die on the cross and rise again.

The Jews started to argue. Many said, “Do not listen to Him; He’s

crazy.” Others said, “He does not sound crazy. Can a crazy man give sight to the blind?”

The Jewish leaders asked Jesus, “Are You really the Messiah? Just tell us.”

Jesus answered, “I did tell you, but you do not believe. My miracles prove who I am. You are not My sheep.” **Jesus** reminded them that He **is the Good Shepherd**. **“My sheep hear My voice, I know them, and they follow Me. I give them life forever. No one will take them out of My hand. The Father and I are one.”**

Christ Connection: Jesus is the Good Shepherd. God sent Him to save sinners. Jesus gave up His life so His people could be forgiven and have life with God forever. Those who trust in Jesus are His sheep. They listen to Him, follow Him, and obey Him.

TEACH the Story



SESSION TITLE: The Good Shepherd

BIBLE PASSAGE: John 10

STORY POINT: Jesus is the Good Shepherd.

KEY PASSAGE: John 14:26

BIG PICTURE QUESTION: What did Jesus teach when He was on earth? Jesus taught about God and His kingdom.

Introduce the Bible story

Place a bookmark at John 10 in your Bible. Invite a preschooler to open it. Reverently display the open Bible. Whose words does Jesus speak? (*God's words*) Where do we read God's words? (*in the Bible*) Is the Bible true? (*Yes!*) Today's story comes from the Book of John. Point to the Bible story picture on the giant timeline. Remind children that all the stories in the Bible fit together to tell an even bigger story. The Bible tells us the big story of how God rescues sinners through His Son, Jesus.

Watch the Bible story

Show the Bible story using the provided storytelling tips.

LC • Understanding God's kingdom can be hard. Jesus

taught people about God's kingdom using stories the people understood. People knew if someone was a good shepherd by how well he cared for his sheep. **Jesus is the Good Shepherd.** People who trust in Jesus are His sheep. They listen to Him, follow Him, and obey Him. Like a shepherd protects his sheep, Jesus gave up His life so His people could be forgiven and have life with God forever.

Practice the key passage

Write each word of the key passage on a separate piece of paper, crumple them, and scatter the paper wads around the room. Place the key passage marker at John 14:26. Invite a child to open your Bible to the key passage. Read the key passage aloud. Ask children to gather the “sheep” and bring them back to you. Read each word aloud as you open the wads, and help children place the key passage in order. **LC**

- copy paper
- marker
- Bible
- Key Passage Marker
- Key Passage Poster
- “The Holy Spirit (John 14:26)” song
- “Just As I Am” song

The people did not understand Jesus’ story about sheep. But after Jesus died and rose again, God gave the Holy Spirit to believers. The Spirit teaches us and helps us understand Jesus’ words.

Learn the big picture question

We’ve learned a lot about what Jesus taught the last

few weeks, and all of it shows us more about God and His kingdom. ***What did Jesus teach when He was on earth? Jesus taught about God and His kingdom.*** When Jesus taught that He is the Good Shepherd, He was saying that God sent Him to save sinners and give them life in God’s kingdom!

Make a sheep handprint

Invite children to color a grassy scene on blue construction paper. Paint a child’s palm white and fingers and thumb black. Help her press her handprint onto the paper, fingers down. Wipe her hand and give her one or two googly eyes to adhere to the thumbprint. Suggest she glue cotton balls to the palm.



Write the story point on each child’s artwork. **LC** • Your handprint is not like anyone else’s. God made

each person different, and He knows everything about you! **Jesus is the Good Shepherd** who calls His sheep by name. Those who trust in Jesus are His sheep. He said, “I know My sheep, and My sheep know Me. My sheep hear My voice, and they follow Me. I give them life forever.” I pray that each of you will trust and follow Jesus!

- blue construction paper
- crayons or markers
- foam paintbrushes
- white washable paint
- black washable paint
- wipes for cleanup
- glue
- googly eyes
- cotton balls

review

Talk about how hay stalks like sheep might eat. Good shepherds take care of their sheep and give them good food to eat. **Jesus is the Good Shepherd.** Jesus gave up His life so His people could have life with God.

Retell parts of the Bible story as needed.

1. Who is the Good Shepherd? (*Jesus*)
2. Who are Jesus' sheep? (*those who trust in Him*)
3. What do sheep do when they hear the shepherd's voice? (*follow him*)
4. What did Jesus come to give His people? (*life with God forever*)
5. How does Jesus give His people life with God forever? (*Jesus gave up His life so His people could be forgiven from sin.*)
6. ***What did Jesus teach when He was on earth? Jesus taught about God and His kingdom.***