



We are in part two of our new curriculum for PreK-12<sup>th</sup> grade! Each week we will be covering the same topics, but depending on your kid's age/grade level a little differently. As you engage together with your preschool and elementary kids, we have provided this check list as a guide for completing the lesson. Note: You don't have to do this in one sitting and there is freedom in making it work for your family.

### **Unit 23: Jesus the Teacher (Matthew, Luke, John)**

#### **WEEK 1 (June 14<sup>th</sup>-20<sup>th</sup>) Big Idea: The Sermon on the Mount (Matthew 5-7)**

- |  |  |
|--|--|
| <input type="checkbox"/> Complete the Introduce the Story Page | <input type="checkbox"/> Watch the Lesson Video      |
| <input type="checkbox"/> Complete Apply the Story              | <input type="checkbox"/> Complete the Activity Sheet |

#### **WEEK 2 (June 21<sup>st</sup> - 27<sup>th</sup>) Big Idea: The Cost of Following Jesus (Matthew 8 & 16; Luke 9 & 14)**

- |  |  |
|--|--|
| <input type="checkbox"/> Complete the Introduce the Story Page | <input type="checkbox"/> Watch the Lesson Video      |
| <input type="checkbox"/> Complete Apply the Story              | <input type="checkbox"/> Complete the Activity Sheet |

#### **WEEK 3 (June 28<sup>th</sup>-July 4<sup>th</sup>) Big Idea: Jesus Taught About Prayer (Luke 11 & 18)**

- |  |  |
|--|--|
| <input type="checkbox"/> Complete the Introduce the Story Page | <input type="checkbox"/> Watch the Lesson Video      |
| <input type="checkbox"/> Complete Apply the Story              | <input type="checkbox"/> Complete the Activity Sheet |

#### **WEEK 4 (July 5<sup>th</sup>-11<sup>th</sup>) Big Idea: Jesus Teaches About Possessions (Luke 12)**

- |  |  |
|--|--|
| <input type="checkbox"/> Complete the Introduce the Story Page | <input type="checkbox"/> Watch the Lesson Video      |
| <input type="checkbox"/> Complete Apply the Story              | <input type="checkbox"/> Complete the Activity Sheet |

#### **WEEK 5 (July 12<sup>th</sup>-18<sup>th</sup>) Big Idea: Jesus Teaches About The Good Shepherd (John 10)**

- |  |  |
|--|--|
| <input type="checkbox"/> Complete the Introduce the Story Page | <input type="checkbox"/> Watch the Lesson Video      |
| <input type="checkbox"/> Complete Apply the Story              | <input type="checkbox"/> Complete the Activity Sheet |

You can find the lesson videos on our website (<https://www.kingswaychurch.org/kids/>) After watching the lesson check out the packet for the week. This packet is normally written for small group leaders, but most of it will still work for you to do as a family. If you have any questions please email [kids@kingswaychurch.org](mailto:kids@kingswaychurch.org).

## Unit 23 • Session 1

# The Sermon on the Mount

### BIBLE PASSAGE:

Matthew 5-7

### STORY POINT:


Jesus taught people how to live  
in God's kingdom.

### KEY PASSAGE:

John 14:25-26

### BIG PICTURE QUESTION:

What did Jesus teach when He was  
on earth? Jesus taught about God  
and His kingdom. He taught that all  
Scripture is about Him.



#### INTRODUCE THE STORY



#### TEACH THE STORY



#### APPLY THE STORY



# INTRODUCE the Story



**SESSION TITLE:** The Sermon on the Mount

**BIBLE PASSAGE:** Matthew 5–7

**STORY POINT:** Jesus taught people how to live in God's kingdom.

**KEY PASSAGE:** John 14:25-26

**BIG PICTURE QUESTION:** What did Jesus teach when He was on earth? Jesus taught about God and His kingdom. He taught that all Scripture is about Him.

## Activity page

Invite kids to complete “Mountain Teachings” on the activity page.

Guide kids to use the picture clues to fill in the blanks.

**LessonConnection** • Have you ever heard of these teachings? Do any of them seem strange to you? These are some of the things Jesus taught about living in God's kingdom. Let's get ready to hear more.

## Session starter

Around the world | Instruct kids to sit in a circle. Choose one player to be *It*. She will stand next to a seated player. Explain that you will say a word. *It* and the seated player will race to say the opposite of the word. If *It* correctly responds first, she will move to the next seated player. If the seated player responds first, *It* takes his seat and he becomes *It*.

Play continues around the circle. The first player to respond correctly moves on, and the other player sits down. Continue until one player makes it all the way around the circle and back to her seat.

Sample opposites: *for/against, apart/together, admit/deny, friend/enemy, alive/dead, awake/asleep, backward/forward, upside-down/right-side up, before/after, light/dark, bad/good, begin/end, blessing/curse, below/above, come/go, cold/hot, create/destroy, crooked/straight, down/up, temporary/eternal*

**LessonConnection** • When Jesus came to earth, He taught about God and His kingdom. The kingdom of God is very different from the ways of the world. In many ways, God's kingdom is the opposite of the world. Today, we will found out what God's kingdom is like.

## Transition to the story

# The BIBLE Story

## The Sermon on the Mount

*Matthew 5–7*

Great crowds of people followed Jesus wherever He went. **One day, Jesus** went up on a mountain. He sat down and **began to teach about the kingdom of God.**

**First, Jesus taught about the blessings that come to those who follow Him. He said:**

**“Blessed are the poor in spirit, for the kingdom of heaven is theirs.**

**Blessed are those who mourn, for they will be comforted.**

**Blessed are the humble, for they will inherit the earth.**

**Blessed are those who hunger and thirst for righteousness, for they will be filled.**

**Blessed are the merciful, for they will be shown mercy.**


**Blessed are the pure in heart, for they will see God.**

**Blessed are the peacemakers, for they will be called sons of God.**

**Blessed are those who are persecuted for righteousness, for the kingdom of heaven is theirs.”**

**Then Jesus taught how believers should live.** Jesus said that believers are the light of the world. “Let your light shine before others so that they may see the good things you do and choose to praise God.”

**Then Jesus taught about God’s law.** Jesus did not come to get



rid of the law, but to obey it perfectly. **He said that to enter heaven, a person can't just look righteous on the outside—like the religious leaders. A person must be righteous on the inside too,** obeying God for the right reasons.

**Jesus said, “Love your enemies, and pray for them.”**

He said, “When you give to people who are poor, give in secret. And when you pray, don't pray just so that people will hear you.” Jesus taught the people how to pray.

**He also said, “Forgive others. If you forgive those who sin against you, God will forgive you too. But if you don't forgive them, God will not forgive you.”**

**Jesus said, “Do not collect treasures on earth, which can be destroyed or stolen. Collect treasures in heaven instead. For where your treasure is, that is where your heart will be also.”** He taught that God provides for His people.

Jesus taught the people many things. When He finished teaching, **the crowds were amazed because He taught them like one who had authority.**

*Christ Connection: Jesus taught people what it means to follow Him. He taught how people should live, how they should treat one another, and how to love God. People who trust in Jesus live to honor God and show what His kingdom is like.*

## APPLY the Story



**SESSION TITLE:** The Sermon on the Mount

**BIBLE PASSAGE:** Matthew 5–7

**STORY POINT:** Jesus taught people how to live in God's kingdom.

**KEY PASSAGE:** John 14:25-26

**BIG PICTURE QUESTION:** What did Jesus teach when He was on earth? Jesus taught about God and His kingdom. He taught that all Scripture is about Him.

### Key passage activity

Write the key passage as words or phrases on separate sticky notes. Scatter the notes around the room. Lead kids in reading aloud John 14:25-26 together. Challenge kids to find and collect the parts of the key passage on the sticky notes around the room. Invite kids to work together to arrange the key passage in the correct order. When kids finish, lead them to read the key passage together.

**Lesson Connection** • *What did Jesus teach when He was on earth? Jesus taught about God and His kingdom. He taught that all Scripture is about Him.* Jesus' ministry on earth lasted for three years. Jesus promised that when He left, He would send the Holy Spirit to help them—and He did!

### Discussion & Bible skills

Distribute Bibles. Guide boys and girls to open their Bibles to Matthew 5. Remind kids that the Gospels—Matthew, Mark, Luke, and John—tell of Jesus' life, death, and resurrection. Explain that Jesus' sermon in Matthew 5

happened early in His ministry. Choose a volunteer to read aloud Matthew 5:1-3.

**SAY** • Jesus sat down on a mountain near the northwestern shore of the Sea of Galilee. [*Point to the Sea of Galilee (D6) on the New Testament Israel Map.*] Jesus taught many people while He was on earth. In His sermon, **Jesus taught people how to live in God's kingdom.**

Ask the following questions. Lead the group to discuss:

1. How is the kingdom of God different than the world? *Clarify for kids that the kingdom of God is His rule and reign. We enter God's kingdom when we trust in Jesus and recognize His authority over our lives. God's kingdom is upside-down in many ways compared to the world. His kingdom reflects His values, such as gentleness and humility.*  
(Option: Choose a volunteer to read Heb. 12:28.)
2. How can believers be lights in a dark world? *Remind kids that Jesus is the light of the world. We are to reflect Him in how we live our lives. Being a light in a dark world means bringing the truth of Jesus to places where there is darkness and lies. Believers can share the gospel with boldness and choose to live in ways that honor God. Help kids identify actions or attitudes that may be associated with "light" (honoring to God) versus "darkness" (dishonoring to God).*  
(Option: Choose a volunteer to read Matt. 5:16.)
3. What blessings come to those who follow Jesus? *Lead kids to recognize that God's blessings do not necessarily mean gaining prosperity on earth. Earthly blessings are good gifts, but they do not last forever and are not guaranteed. God does promise to bless us in the greatest way by giving us Jesus. He promises to transform those who trust in Jesus to make us like His Son.*

## Jesus' teaching posters

Form up to four groups of kids. Assign each group a passage from today's Bible story: *Matthew 5:14-16; Matthew 5:43-47; Matthew 6:14-15; Matthew 6:19-21*. Instruct each group to find and read its assigned passage. Then group members should work together to create a poster about Jesus' teaching in the passage. Kids can include words and drawings. Encourage them to think of specific ways they can obey Jesus' teachings.

When groups finish, call for them to share their posters with the rest of the class. You may also prompt them to consider how those teachings differ from the teachings of the world. Consider hanging the posters in the room for the remainder of the unit.

**Lesson Connection • Jesus taught people how to live in God's kingdom.**

He taught people what it means to follow Him. He taught how people should live, how they should treat one another, and how to love God. People who trust in Jesus live to honor God and show what His kingdom is like.

## Journal and prayer

Distribute journal pages and pencils. Guide kids to think about and answer the questions listed on the page:

- What does this story teach me about God or the gospel?
- What does the story teach me about myself?
- Are there any commands in this story to obey? How are they for God's glory and my good?
- Are there any promises in this story to remember? How do they help me trust and love God?
- How does this story help me to live on mission better?

As kids journal, invite them to share their ideas. Then pray, thanking God for His Word and for His teaching that equips us for living in a dark world. Pray that the light of Jesus would shine through kids as they seek to live for Him.

As time allows, lead kids to complete "Beatitude Match" on the activity page. Kids should match each sentence with its correct ending. Encourage kids to find and read Matthew 5:3-10 to check their work.



## Unit 23 • Session 2

# The Cost of Following Jesus

### BIBLE PASSAGE:

Matthew 8; 16; Luke 9; 14

### STORY POINT:

Following Jesus is not easy, but  
He is worth it.

### KEY PASSAGE:

John 14:25-26

### BIG PICTURE QUESTION:

What did Jesus teach when He was on earth? Jesus taught about God and His kingdom. He taught that all Scripture is about Him.

#### INTRODUCE THE STORY



#### TEACH THE STORY



#### APPLY THE STORY



# INTRODUCE the Story



**SESSION TITLE:** The Cost of Following Jesus

**BIBLE PASSAGE:** Matthew 8; 16; Luke 9; 14

**STORY POINT:** Following Jesus is not easy, but He is worth it.

**KEY PASSAGE:** John 14:25-26

**BIG PICTURE QUESTION:** What did Jesus teach when He was on earth? Jesus taught about God and His kingdom. He taught that all Scripture is about Him.

## Activity page

Invite kids to complete “What Will It Take?” on the activity page. Guide kids to consider each scenario and describe what it would take to accomplish the task.

**Lesson Connection** • Earning good grades might require studying for hours. Growing the largest pumpkin might require research and hard work in the garden. What might it take to follow Jesus? [*Allow kids to respond.*] In today’s story, we’ll find out what the Bible says.

## Session starter

### The right price

Before the session, choose several common pantry items that cost between \$1.11 and \$9.99. Write down the prices for your own reference. Display or describe a common pantry item. Explain that the cost of the item is between \$1.11 and \$9.99. Draw three squares on a dry erase board for each number in the price. Choose a volunteer to roll a numbered cube. Announce if the first digit in the price matches the number rolled. If the number does not match, ask the volunteer to guess if the actual number is higher or lower. Then reveal the answer and write it in the corresponding square. Repeat with the remaining numbers. Play again with a new volunteer and a different item as time allows.

**LESSON CONNECTION** • When you go to the store to buy something, you have to consider the cost. Are you willing to pay the price? That’s the question Jesus wanted people to consider in today’s Bible story, but He wasn’t talking about shopping. Let’s find out more.

- numbered cube
- dry erase board or large sheet of paper
- marker
- pantry items
- (optional)

# The BIBLE Story

## The Cost of Following Jesus

*Matthew 8; 16; Luke 9; 14*

Large crowds traveled with Jesus; many people wanted to follow Him. One man said, “Teacher, I will follow You wherever You go.” Jesus told the man, “Foxes have dens and birds of the sky have nests, but the Son of Man has no place to lay His head.”

Another disciple said, “Lord, I will follow You, but first let me go and bury my father.”

Jesus replied, “Follow Me, and let the dead bury their own dead.”

Jesus told the people that following Him wouldn't be easy. It would cost them a lot.

“Anyone who comes to Me must be willing to leave his family. You must love me most of all—more than your own life! **Anyone who is unwilling to suffer cannot be My disciple,**” Jesus said.

Jesus urged the people to think about what they were doing. He told them a story: “If you wanted to build a tower, you would first sit down and figure out what it would take to complete the tower. Otherwise, you would build the foundation and be unable to finish. People would laugh at you.”

Then He told them another story: “If you were a king, you wouldn't go to war against another king without considering whether your army



would be great enough to win the war. If you have too few men to fight, you would send some men to ask for peace before the battle even started.”

**Jesus wanted the people to consider the cost. “If you are not willing to give up everything you have, you cannot follow Me,” Jesus said.** Following Jesus means giving Him complete control of your life. That is not easy, but it is worth it.

**Jesus said, “Whoever gives up his life for Me will find true life. What good is it to have everything you want in the world if you give up life with God forever?”**

*Christ Connection: Jesus taught that following Him is not easy. It requires commitment and sacrifice. When we trust in Jesus, we give Him complete control of our lives. True life is found in Jesus, who gave up His life to rescue us from sin and death. He is worth it.*

## **Bible Storytelling Tips**

- **Draw icons:** For each part of the story, draw simple icons such as a bird, a headstone, a heart, a tower, a crown, and so on.
- **Use props:** Display a cross to prompt kids to consider the cost of following Jesus.

## APPLY the Story



**SESSION TITLE:** The Cost of Following Jesus

**BIBLE PASSAGE:** Matthew 8; 16; Luke 9; 14

**STORY POINT:** Following Jesus is not easy, but He is worth it.

**KEY PASSAGE:** John 14:25-26

**BIG PICTURE QUESTION:** What did Jesus teach when He was on earth? Jesus taught about God and His kingdom. He taught that all Scripture is about Him.

### Key passage activity

Before write the key passage as words or phrases on strips of masking tape. Stick the tape to dominoes. Lead kids in reading aloud John 14:25-26 together.

Invite kids to stand the dominoes on end in order, about an inch apart. Then prompt them to say the key passage before pushing over the first domino to knock them all over.

**Lesson Connection** • *What did Jesus teach when He was on earth? Jesus taught about God and His kingdom. He taught that all Scripture is about Him.* With the Holy Spirit's help, the disciples remembered Jesus' words and wrote them down in the Bible so we can read them today. The Holy Spirit is with believers today too, and He helps us understand God's Word and remember what is true.

### Discussion & Bible skills

Distribute Bibles. Guide boys and girls to open their Bibles to Luke 9. Explain that today's story is found in Matthew and Luke. Choose a volunteer to read aloud Luke 9:23-25. Jesus spoke to His disciples when they were near the

Sea of Galilee. Jesus was clear that following Him is not easy. When we trust in Jesus, we give Him complete control of our lives. That's what it means to deny yourself, take up your cross, and follow Jesus. True life is found in Jesus, who gave up His life to rescue us from sin and death. He is worth it.

Ask the following questions. Lead the group to discuss:

1. What do you think Jesus meant when He said that anyone who is unwilling to suffer cannot be His disciple? *Explain to kids that Jesus later told His disciples that because the world had persecuted Him, they would be persecuted. Believers should expect to suffer in a fallen world. We can endure suffering, fixing our eyes on Jesus and looking forward to eternity with Him.*  
(Option: Choose a volunteer to read John 15:18-20.)
2. Why is it important to understand the cost of following Jesus? *Help kids recognize that following Jesus without understanding the cost may make it difficult to persevere in trials. Emphasize that though Jesus does not offer us an easy life, He offers us Himself. He is better than anything the world offers.*  
(Option: Choose a volunteer to read 1 Pet. 4:12-13.)
3. How can we encourage others who aren't sure if following Jesus is worth it? *Prompt kids to consider the importance of praying for others. The Holy Spirit gives us strength to follow Jesus. Kids can also point others to Jesus, remembering that suffering is temporary and one day Jesus will make all things right.*  
(Option: Choose a volunteer to read Heb. 12:1-3.)

## **Christ connection**

Jesus taught that following Him is not easy. It requires commitment and sacrifice. When we trust in Jesus, we give Him complete control of our lives. True life is found in Jesus, who gave up His life to rescue us from sin and death. He is worth it. Review the Gospel Explanation Sheet.

## The Gospel: God's Plan for Me

Ask kids if they have ever heard the word *gospel*. Clarify that the word *gospel* means “good news.” It is the message about Christ, the kingdom of God, and salvation. Use the following guide to share the gospel with kids.



**God rules.** Explain to kids that the Bible tells us God created everything, and He is in charge of everything. Invite a volunteer to read Genesis 1:1 from the Bible. Read Revelation 4:11 or Colossians 1:16-17 aloud and explain what these verses mean.



**We sinned.** Tell kids that since the time of Adam and Eve, everyone has chosen to disobey God. (Romans 3:23) The Bible calls this sin. Because God is holy, God cannot be around sin. Sin separates us from God and deserves God's punishment of death. (Romans 6:23)



**God provided.** Choose a child to read John 3:16 aloud. Say that God sent His Son, Jesus, the perfect solution to our sin problem, to rescue us from the punishment we deserve. It's something we, as sinners, could never earn on our own. Jesus alone saves us. Read and explain Ephesians 2:8-9.



**Jesus gives.** Share with kids that Jesus lived a perfect life, died on the cross for our sins, and rose again. Because Jesus gave up His life for us, we can be welcomed into God's family for eternity. This is the best gift ever! Read Romans 5:8; 2 Corinthians 5:21; or 1 Peter 3:18.



**We respond.** Tell kids that they can respond to Jesus. Read Romans 10:9-10,13. Review these aspects of our response: Believe in your heart that Jesus alone saves you through what He's already done on the cross. Repent, turning from self and sin to Jesus. Tell God and others that your faith is in Jesus.

Offer to talk with any child who is interested in responding to Jesus. Provide *I'm a Christian Now!* for new Christians to take home and complete with their families.



## Make Cross reminders

- “Cross Reminders” printable
- 1-inch wide ribbon in two colors
- scissors
- ½-inch wide purple ribbon
- fast-drying glue or adhesive dots
- ruler

Option: Use paper instead of ribbon.

Before the session, cut one 12-inch length and one 6-inch length of 1-inch wide ribbon per kid. Also cut one 8-inch length of ½-inch wide purple ribbon per kid. Distribute supplies and the “Cross Reminders” printable. Lead kids to complete the following steps:

1. Glue together the ends of the 12-inch strip.
2. Glue together the ends of the 6-inch strip.
3. Slide the 6-inch loop about one-third of the way down the 12-inch loop. Glue it in place to form a cross shape.
4. Wrap an 8-inch strip of ½-inch wide ribbon around the intersection of the cross. Use glue to secure the ribbon to the back of the cross.

**Lesson Connection** • Jesus told His disciples, “If anyone wants to follow after Me, let him deny himself, take up his cross, and follow Me.” Jesus taught that following Him is not easy. It requires commitment and sacrifice. When we trust in Jesus, we give Him complete control of our lives. True life is found in Jesus, who gave up His life to rescue us from sin and death. He is worth it.

## Journal and prayer

Guide kids to think about and answer the questions listed on the page:

- What does this story teach me about God or the gospel?
- What does the story teach me about myself?
- Are there any commands in this story to obey? How are they for God’s glory and my good?
- Are there any promises in this story to remember? How do they help me trust and love God?
- How does this story help me to live on mission better?

As kids journal, invite them to share their ideas. Then pray, asking God to draw kids to Himself and give them strength to faithfully follow Jesus—no matter the cost. Pray that kids would always remember that following Jesus is worth it. Lead kids to complete “Story Point Shapes” on the activity page. Kids should color in the shapes according to the key to finish the story point.



## Unit 23 • Session 3

# Jesus Taught About Prayer

### BIBLE PASSAGE:

Luke 11; 18

### STORY POINT:

Jesus taught people how to pray.

### KEY PASSAGE:

John 14:25-26

### BIG PICTURE QUESTION:

What did Jesus teach when He was on earth? Jesus taught about God and His kingdom. He taught that all Scripture is about Him.

#### INTRODUCE THE STORY

#### TEACH THE STORY

#### APPLY THE STORY



# INTRODUCE the Story



**SESSION TITLE:** Jesus Taught About Prayer

**BIBLE PASSAGE:** Luke 11; 18

**STORY POINT:** Jesus taught people how to pray.

**KEY PASSAGE:** John 14:25-26

**BIG PICTURE QUESTION:** What did Jesus teach when He was on earth? Jesus taught about God and His kingdom. He taught that all Scripture is about Him.

## Activity page

Invite kids to complete “Making Connections” on the activity page. Guide kids to number the ways to communicate in order from oldest to newest.

**Lesson Connection** • Which of these ways to communicate do you think

has been around the longest? [*Allow kids to respond.*] Anyone can talk to God through prayer. Today we will learn what Jesus taught about prayer.

## Session starter

### Cookie face race

Choose several kids to compete in a cookie face race. Instruct the players to sit in chairs at the front of the room. Give each player a cookie. The player should tilt her head back and position the cookie on her forehead. When you say “go,” players should try moving their facial muscles to move the cookie to their mouths. Players may not touch the cookies with their hands. Set a timer and announce how much time has passed (30 seconds, 60 seconds, and so on) but allow kids to continue until they are successful.

**Lesson Connection** • Some of you were really persistent! Did you ever feel like you wanted to give up? Why or why not?

In today’s Bible story, Jesus taught about the importance of not giving up when it comes to prayer. We’ll find out more about what Jesus said.

## Transition to teach the story

# The BIBLE Story

## Jesus Taught About Prayer


*Luke 11; 18*

Jesus had just finished praying when one of His disciples said, “Lord, teach us to pray.” So Jesus told them, “When you pray, say, ‘Father, Your name be honored as holy. Your kingdom come. Give us each day our daily bread. And forgive us our sins, for we ourselves also forgive everyone in debt to us. And do not bring us into temptation.’”

Then Jesus told them a story. “Imagine one of you goes to a friend at midnight and says, ‘Friend, let me borrow three loaves of bread because a friend of mine has traveled to visit me, and I don’t have anything to offer him.’ The friend shouts from inside his house, ‘Go away! My family is in bed. I don’t want to get up to help you.’ **Even though the man does not want to help his friend, he will get up and give his friend what he needs because he asked boldly.**”

Jesus told this story to teach the disciples about prayer. **He said, “Ask, and it will be given to you. Seek, and you will find. Knock, and the door will be opened to you.”**

Jesus asked, “Does any father, when his son asks for a fish, give him a snake instead? Or if the son asks for an egg, does the father give him a scorpion?” **Jesus said that fathers who are sinners know how to**



give good gifts to their children. God is an even greater Father! He gives the Holy Spirit to those who ask.

Jesus told another story—a parable—to teach the disciples to pray without giving up. “In a town was a judge who did not care about God or people. Over and over, a widow went to the judge and asked him to protect her from wrongdoing. The judge did not want to help, but after awhile he said, ‘I will give this widow what she wants so she does not keep bothering me.’”

Jesus pointed out that the unjust judge did what was right because the widow did not give up. “When people cry out to God day and night, will He ignore them?” Jesus asked. “No! He will quickly make things right.” Jesus wanted His followers to have faith that doesn’t give up.

*Christ Connection: Jesus taught us to pray. Because of Jesus, we can pray to God as a Father and ask for what we need. We can trust that God is good and loving, and we can count on Him to do what is right.*

## APPLY the Story



**SESSION TITLE:** Jesus Taught About Prayer

**BIBLE PASSAGE:** Luke 11; 18

**STORY POINT:** Jesus taught people how to pray.

**KEY PASSAGE:** John 14:25-26

**BIG PICTURE QUESTION:** What did Jesus teach when He was on earth? Jesus taught about God and His kingdom. He taught that all Scripture is about Him.

### Key passage activity

Write key passage poster and invite kids to read it aloud together two or three times. Then cover words. Begin saying the key passage, one or two words at a time, and then pause. Prompt kids to supply the next word. Then say the next one or two words. Pause again for kids to say the next word. Continue through the entire key passage. Invite volunteers to recite John 14:25-26.

LC • Great job, everyone. Memorizing God's Word helps us remember what is true about Him and about ourselves. Keep working on memorizing our key passage this week.

### Discussion & Bible skills

Distribute Bibles. Guide boys and girls to open their Bibles to Luke 11. Explain Jesus often went places where He could be alone to pray. Sometimes His disciples went with Him. Choose a volunteer to read aloud Luke 11:9-10.

Like the man went to his neighbor for what he needed, God wants us ask Him for exactly what we need. He tells us to ask, seek, and knock.

Ask the following questions. Lead the group to discuss:

1. Will God always give us what we ask for when we pray? *Lead kids to recognize that the Bible says God gives us what we ask for when we ask according to His will, or His plan. Sometimes God does not give us what we ask for because we ask for wrong things or for wrong reasons, or because He has a better plan for us. We can trust that God is good and loving, and we can count on Him to do what is right.*

(Option: Choose a volunteer to read 1 John 5:14.)

2. Why do we pray? *Remind kids that prayer is how we talk to God. We can praise Him, confess our sins, thank Him, and ask for help. Prayer shows our dependence on God and our trust in Him.*

(Option: Choose a volunteer to read Heb. 4:16.)

3. What can you do when you aren't sure what to pray? *Encourage kids to think of prayer like having a conversation with a friend at the lunch table. We can share our feelings and our thoughts. God knows our hearts and is happy to hear from us. Our prayers don't need to be long or eloquent. Remind kids that the Holy Spirit helps us when we pray.*

(Option: Choose a volunteer to read Ps. 34:17.)

## Prayer key ring

Give each kid a key ring and a piece of cord.

Demonstrate how to fold the cord in half.

Slip the loop of the cord through the key ring and tie with a lark's head knot.

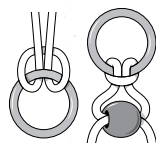
Instruct kids to use masking tape to tape the key ring securely to the table. Invite kids to select several pony beads in different colors, each bead representing someone or some



- key rings, 1 per kid
- pony beads
- 16-inch lengths of colored cord, 1 per kid
- masking tape
- scissors

situation they would like to pray about.

Show kids how to thread the beads one at a time onto the cord by crossing the cord through the holes. As kids work, open your Bible and read aloud 1 John 5:14-15.



**LC• Jesus taught people how to pray.** Because of Jesus, we can pray to God as a Father and ask for what we need. We can trust that God is good and loving, and we can count on Him to do what is right.

Help kids tie knots at the end of their key rings and trim any excess cord. Encourage kids to use their key rings as a reminder to pray.

## Journal and prayer

Distribute journal pages and pencils. Guide kids to think about and answer the questions listed on the page:

- What does this story teach me about God or the gospel?
- What does the story teach me about myself?
- Are there any commands in this story to obey? How are they for God's glory and my good?
- Are there any promises in this story to remember? How do they help me trust and love God?
- How does this story help me to live on mission better?

As kids journal, invite them to share their ideas. Then pray, thanking God for teaching us to pray. Thank Him for being a good Father to whom we can go with every trouble, praise, and need.





## Unit 23 • Session 4

# Jesus Taught About Possessions

### BIBLE PASSAGE:

Luke 12

### STORY POINT:

Jesus taught people not to worry because God provides for our needs.

### KEY PASSAGE:

John 14:25-26

### BIG PICTURE QUESTION:

What did Jesus teach when He was on earth? Jesus taught about God and His kingdom. He taught that all Scripture is about Him.

INTRODUCE THE STORY

TEACH THE STORY

APPLY THE STORY



# INTRODUCE the Story



**SESSION TITLE:** Jesus Taught About Possessions

**BIBLE PASSAGE:** Luke 12

**STORY POINT:** Jesus taught people not to worry because God provides for our needs.

**KEY PASSAGE:** John 14:25-26

**BIG PICTURE QUESTION:** What did Jesus teach when He was on earth? Jesus taught about God and His kingdom. He taught that all Scripture is about Him.

---

## Welcome time

Prompt kids to share something they worry about. Everyone worries sometimes. Did you know the Bible

talks about worry? In fact, Jesus had some important things to say about worrying. We'll find out what He said in today's Bible story.

## Activity page

Invite kids to complete "Treasure Box" on the activity page. Guide kids to list something they treasure for each letter. Allow volunteers to share their lists. LC • Much of what we treasure won't last. In the Bible story we will hear today, Jesus told about a kind of treasure that *will* last forever. Listen carefully to the story to find out what it is.

## Session starter

Indoor soccer || Arrange kids' chairs in a circle, facing the center. Instruct each kid to sit in a chair. Kids should hold the sides of their chairs with their hands. Put a soccer ball in front of one player. Explain that kids may not talk during the game. Challenge kids to see how many times they can pass the ball in one minute. Then challenge them to see how long it takes for everyone in the circle to get a turn passing the ball. Challenge kids to pass the ball around the circle with their feet, without letting the ball touch the ground. LC • What was hard about those challenges? You know, you all did a great job sharing the ball to accomplish each task. Imagine if one player had decided he wanted to keep the ball all to himself. Today we will hear a Bible story about the importance of not keeping possessions all for yourself.

## Transition to the story

# The BIBLE Story

## Jesus Taught About Possessions

*Luke 12*

Thousands of people came together to listen to Jesus' teaching. Someone in the crowd said to Jesus, "Teacher, tell my brother to share our father's inheritance with me."

Jesus said, "Watch out and be on guard against all greed. True life is not found in what you own."



Then Jesus told the people a parable: "A rich man owned land that produced many crops.

He didn't have anywhere to store all of his crops, so he said to himself, 'I will tear down my barns and build bigger ones. Then, I'll have so much stored up that I can stop working and relax.' But God told the man, 'You are a fool! You will die this very night, and then what good is everything you have stored up?'" Jesus told this story as a

warning for any person who stores up treasure on earth and is not generous toward God.

Then Jesus told His disciples, "Do not worry about your life or your body—what you will eat or what you will wear. Think about the birds: They do not plant or collect grain, yet God feeds them. Aren't you worth more than birds?"

**Jesus also said, “Think about the wildflowers. They don’t work or make clothing, yet they are lovelier than a great and rich king in his fancy clothes. If that is how God takes care of grass—which grows today and is cut down tomorrow—how much more will He do for you?”**

Jesus told His disciples not to worry about food or drink. **“Seek God’s kingdom,” He said, “and God will provide what you need.”** God is happy to give His children the kingdom.

**Finally Jesus said, “Sell your possessions and give to the poor. A thief can take away treasure on earth, but treasure stored in heaven lasts forever. For where your treasure is, there your heart will be also.”**

*Christ Connection: Jesus is our greatest treasure. Jesus left His place in heaven to live humbly on earth. Jesus obeyed God to set up His kingdom. We can give generously and trust God to provide everything we need.*

## APPLY the Story



**SESSION TITLE:** Jesus Taught About Possessions

**BIBLE PASSAGE:** Luke 12

**STORY POINT:** Jesus taught people not to worry because God provides for our needs.

**KEY PASSAGE:** John 14:25-26

**BIG PICTURE QUESTION:** What did Jesus teach when He was on earth? Jesus taught about God and His kingdom. He taught that all Scripture is about Him.

---

### Key passage activity

Lead kids in reading aloud John 14:25-26 together. Form two groups of kids. Instruct the groups to stand, facing each other.

The first group should read the words of the key passage, pausing when they get to the first punctuation mark (a period). Then the second group will begin reading until they come to a punctuation mark (a comma). The first group will resume and pause at the next comma. Play passes back and forth until kids say the entire key passage.

Then prompt the second team to start and repeat the activity so both groups say all parts of the key passage. Allow volunteers who have memorized John 14:25-26 to recite it.

## Discussion & Bible skills

Distribute Bibles. Guide boys and girls to open their Bibles to Luke 12. Explain that Jesus had traveled to Jerusalem, and a large crowd had gathered to listen to Jesus' teaching. Choose a volunteer to read aloud Luke 12:22-24. **SAY •**

**Jesus taught people not to worry because God provides for our needs.** Ask the following questions. Lead the group to discuss:

1. In what ways has God been generous toward you and your family? *Guide kids to recognize ways God has provided for their family—physically and spiritually. Steer kids away from bragging about any possessions or wealth they may have. Point out ways God provides by giving us friends, neighbors, and teachers. Acknowledge His greatest provision, Jesus.*  
(Option: Choose a volunteer to read Isa. 30:18.)
2. How can we fight against greed? *Lead kids to recognize that we can fight greed by humbly relying on God and giving generously. We can ask God for what we need and trust that He will answer and provide in the way that is best for us. We can pray for the Holy Spirit's help in seeking God's kingdom first.*  
(Option: Choose a volunteer to read James 4:1-2.)
3. Share about a time you were selfish or felt tempted to act selfishly. How can generosity lead others to Jesus? *Invite kids to share their experiences. Point out that the world teaches that we should look out for ourselves. In Jesus' kingdom, the opposite is true. We can put others first because God meets all of our needs. When believers live generously, others may ask why and we can share how God has been generous to us by providing eternal life through Jesus.*  
(Option: Choose a volunteer to read 1 Cor. 10:24.)

- Allergy Alert
- note cards
- envelopes
- markers or crayons
- paper bags
- small treats

**OPTION:** Make a care package

Remind kids that **Jesus taught people not to worry because God provides for our needs.** Explain that sometimes God provides by working through other people. Invite kids to make a care package for a family member, friend, or neighbor. Provide paper bags for kids to decorate. Allow kids to put small treats inside the bag. Suggest kids include an encouraging note with the care package, perhaps with the phrase *God provides for our needs* or a promise to pray for that person. Encourage kids to

deliver or send the care package to another person this week and share God's love with that person. **1C** • Sometimes a visit, or a small treat from a friend can make a person feel very loved! Putting others first is one way we can show that Jesus is our greatest treasure. Jesus left His place in heaven to live humbly on earth. Jesus obeyed God to set up His kingdom. We can give generously and trust God to provide everything we need.

## Journal and prayer

Distribute journal pages and pencils. Guide kids to think about and answer the questions listed on the page:

- What does this story teach me about God or the gospel?
- What does the story teach me about myself?
- Are there any commands in this story to obey? How are they for God's glory and my good?
- Are there any promises in this story to remember? How do they help me trust and love God?
- How does this story help me to live on mission better?

As kids journal, invite them to share their ideas. Then pray, thanking God for providing for our needs. Pray that kids would recognize that everything they have is a gift from God. Ask God to give them generous hearts and an attitude toward possessions that brings Him glory.





## Unit 23 • Session 5

# The Good Shepherd

### BIBLE PASSAGE:

John 10

### STORY POINT:

Jesus is the Good Shepherd who cares for His people.

### KEY PASSAGE:

John 14:25-26

### BIG PICTURE QUESTION:

What did Jesus teach when He was on earth? Jesus taught about God and His kingdom. He taught that all Scripture is about Him.

INTRODUCE THE STORY

TEACH THE STORY

APPLY THE STORY



# INTRODUCE the Story



**SESSION TITLE:** The Good Shepherd

**BIBLE PASSAGE:** John 10

**STORY POINT:** Jesus is the Good Shepherd who cares for His people.

**KEY PASSAGE:** John 14:25-26

**BIG PICTURE QUESTION:** What did Jesus teach when He was on earth? Jesus taught about God and His kingdom. He taught that all Scripture is about Him.

## Welcome time

Prompt kids to share about any pets they have (or would like to have) and what care the pets require. Emphasize pets' dependence on their owners.

## Activity page

Invite kids to complete "Sheep Search" on the activity page. Guide kids to see how many times they can find the word *sheep* in the word search. (13)

**Lesson Connection** • What do you call someone who looks after sheep?

(a *shepherd*) In Bible times, shepherding was very common. The need for shepherds is not as great today, but shepherds are still at work in many parts of the world. Did you know that Jesus said He is the Good Shepherd? Today we will find out why.

• bag of cotton balls

## Cotton ball toss

Form two teams of kids. Scatter the cotton balls on a table and invite team 1 to stand around the table. Team 2 should stand behind team 1. Explain that when you say "go," team 1 will toss the cotton ball "sheep" to clear the table. Kids may only have one cotton ball in their hand at a time.

—Team 2's job is to collect the "sheep" and put them back on the table. Play for several minutes. Play ends if team 2 places all of the sheep on the table. Then instruct the teams to switch roles and play again.

**LC** • The team gathering sheep were like shepherds. The

Bible describes Jesus as a shepherd. Today we will find out why Jesus is called "the Good Shepherd."

# The BIBLE Story

## The Good Shepherd

*John 10*

Jesus told a story to the Jewish leaders: “If a person climbs into a sheep pen, he is not the shepherd; he is a thief. A shepherd enters the pen through the gate. When the sheep hear the shepherd’s voice, they recognize him and follow him. A shepherd calls his sheep by name, and he leads them. If the sheep hear the voice of a stranger, they will run away.”

**The people did not understand Jesus’ story. Jesus was talking about God’s people as sheep.** The Jewish leaders were the stranger, and **Jesus is the Shepherd.**

**Jesus said, “I am the gate for the sheep. They come in through Me and are saved.”**

Jesus was saying that He is the gate that leads to true life. People who come to Him are like sheep who come to green pastures. **Jesus warned, “A thief comes only to steal and kill and destroy.”** Jesus was talking about the

devil, who does not want people to follow God. **Jesus said, “I have come so that they may have life.”**

**“I am the Good Shepherd who lays down His life for the sheep,” Jesus said. “I know My sheep, and My sheep know Me.”** Like a shepherd risks his own life to protect his sheep from wolves, Jesus was



willing to die for His people. Jesus came to do His Father's plan, and He was going to die and rise again.

**The Jews argued with one another. Many said, "Don't listen to Him; He has a demon. He's crazy." Others said, "That's not true. How can a demon give sight to the blind?"**

**The Jewish leaders asked Jesus, "Are You really the Messiah? Just tell us."**

**Jesus answered, "I did tell you but you do not believe because you are not My sheep. My miracles prove who I am." Jesus reminded them that He is the good shepherd. "My sheep hear My voice, I know them, and they follow Me. I give them eternal life, and they will never perish. No one will snatch them out of My hand. The Father and I are one."**

*Christ Connection: Jesus is the Good Shepherd. God sent Him to rescue sinners. Jesus laid down His life for His sheep so they could have forgiveness and eternal life. When we trust in Jesus, we are His sheep who listen to, follow, and obey Him.*

## APPLY the Story



**SESSION TITLE:** The Good Shepherd

**BIBLE PASSAGE:** John 10

**STORY POINT:** Jesus is the Good Shepherd who cares for His people.

**KEY PASSAGE:** John 14:25-26

**BIG PICTURE QUESTION:** What did Jesus teach when He was on earth? Jesus taught about God and His kingdom. He taught that all Scripture is about Him.

### Key passage activity

Lead boys and girls in saying John 14:25-26 aloud. Allow any kids who have memorized the key passage to say it from memory. Then give one kid a foam ball. Explain that he should say the first few words of the key passage and then toss the ball to another player. The next player will say the next few words. Kids will continue passing the ball around the circle.

After kids say the key passage and Scripture reference, they should start again. Repeat as time allows.

IC • Great job, everyone. The Holy Spirit is our Helper.

He teaches us and reminds us of what is true.

### Discussion & Bible skills

Distribute Bibles. Guide boys and girls to open their Bibles to John 10. Explain that in John 10, Jesus was teaching in Jerusalem. Point out that many Jewish leaders were listening to Jesus' teaching.

In Bible times, leaders were often referred to as

shepherds of the people. When Jesus taught that He is the Good Shepherd, He showed that He is better than any other leader or king. He is our true King. Choose a volunteer to read aloud John 10:14-15. Then ask the following questions. Lead the group to discuss:

1. How do you feel knowing that Jesus knows each of His sheep personally—by name? *Invite kids to share their thoughts. Emphasize that each person is created in the image of God. He knows us each by name. Jesus said that no one can take His sheep from Him. He knows us and cares about us.*

(Option: Choose a volunteer to read Luke 12:7.)

2. What can you do when you feel lost and God feels far away? *Encourage kids to consider how lost sheep react. They cannot find their way back on their own, but when they cry out, the shepherd hears and rescues them. We can cry out to God, seeking Him through prayer and His Word. He will bring us back to Himself.*

(Option: Choose a volunteer to read Ps. 77:1.)

3. How can the way you live point others to Jesus as the Good Shepherd? *Lead kids to discuss how living sacrificially can give kids the opportunity to tell others about the sacrifice Jesus made for us. Remind kids that as Jesus' sheep, believers should seek to listen to, follow, and obey Him.*

(Option: Choose a volunteer to read 1 Tim. 4:12.)

- Bibles
- air-dry clay or polymer oven bake clay
- clay modeling tools (optional)

## Make models

Provide Bibles and choose volunteers to read Psalm 23 aloud, one verse at a time. Remind kids that Psalm 23 is in the Old Testament. King David wrote this psalm, telling of God's care for His people as a shepherd.

### LC • Jesus is the Good Shepherd who cares for His



**people.** God sent Him to rescue sinners. Jesus laid down His life for His sheep so they could have forgiveness and eternal life. When we trust in Jesus, we are His sheep who

listen to, follow, and obey Him. Provide a lump of clay for each kid. Invite them to each sculpt a sheep or a shepherd. As kids work, challenge them to identify the differences between a sheep and a shepherd. Inform kids how to harden their clay according to the package instructions (time required for air drying or oven instructions with an adult's help). Encourage kids to display their sculpture at home as a reminder that Jesus is the Good Shepherd.

## **Journal and prayer**

Distribute journal pages and pencils. Guide kids to think about and answer the questions listed on the page:

- What does this story teach me about God or the gospel?
- What does the story teach me about myself?
- Are there any commands in this story to obey? How are they for God's glory and my good?
- Are there any promises in this story to remember? How do they help me trust and love God?
- How does this story help me to live on mission better?

As kids journal, invite them to share their ideas. Then pray, thanking God for His care for His sheep. Pray that kids would joyfully listen to, follow, and obey Jesus, the Good Shepherd.

As time allows, lead kids to complete "Sheep or Shepherd?" on the activity page. Kids should color the icon for each statement to indicate which is described—sheep or shepherd.