

LA LUCE, LA FORZA CHE TOGLIE L'UOMO DALL'OSCURITÀ, LA LUCE FORZA  
CHE PORTA LA VITA, QUELLA BIOLOGICA E QUELLA SPIRITUALE,  
RIUSCENDO AD ILLUMINARE PERSINO L'ANIMA.

# ARTE& CULTO

LA LUCE, QUELLA COSA CHE COME AFFERMA LUCREZIO CARO NEL SUO "DE  
RERUM NATURA - SULLA NATURA DELLE COSE" PERMETTE DI DISTINGUERE LE  
PARTICELLE PRESENTI NELL'ARIA, NORMALMENTE INVISIBILI.



**Your Light** | Future Proof









## THE BEST LIGHT

“ART ENLIGHTENS THE MIND, LIGHT ILLUMINATES ART”

There is a close relationship between light and art; Linea Light Group interprets it by making available its know-how. It isn't just lighting that we provide, but also the highly reliable expertise gained from many years of experience in the field.

We work alongside designers providing tailored solutions that satisfy even the most specific creative needs. Our aim is to make readable art, museums, sculptures, paintings, frescoes, architectural forms, the artistic treasures stored in holy places, in churches, cathedrals, shrines and even small places of worship that are often rich in hidden artworks. We believe in enhancing and improving the benefits offered by cultural heritage. We have to rethink light as a tool enhancing visitors' appreciation and thorough enjoyment of a work of art.



Loggia dei Lanzi | Florence (Italy)  
Project: Arch. Claudio Dini | SILFI S.p.A.







## TECHNOLOGY AT YOUR SERVICE

### DEDICATED TOOLS

LED technology has made the achievement of a lighting project much simpler and more precise; we can offer immediate savings in energy costs consumption with clear benefits in terms of colour rendering and protection of artworks, thanks to the absence of harmful emissions. We have developed ad hoc, efficient lighting fixtures capable of solving the problems traditionally associated with installation and offering the versatility that is an absolute requirement for lighting projects created for this type of environments. By using latest-generation light sources we can greatly reduce the size of the luminaire casing thereby eliminating their visual impact while ensuring high CRI and state-of-the-art luminous efficacy.



340° ROTATION

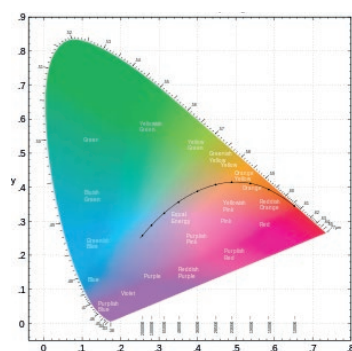
MULTIPLE MECHANICAL JOINTS FOR THE UTMOST AIMING FLEXIBILITY



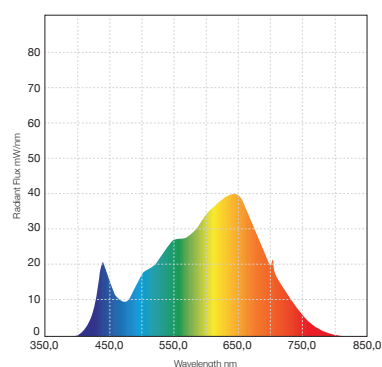
Höchberg Chapel | Höchberg (Poland)

### The importance of colors.


The color rendering index of a light source (CRI) is the measurement of how natural appear the colors of objects illuminated by it. The reference for correct color reproduction has always been the best light source known to man: the sun. During the day, sunlight has different color temperatures, offering a CRI 100. For this reason the LED sources we propose for the illumination of valuable artworks have all CRI 95, guaranteeing a faithful reproduction of the real colors.



CIE Chromaticity diagram with Planckian curve



Emission spectrum of a CREE CXA CRI>90 3000K Led source



Color Rendering Indices Detail Report - CREE CXA CRI >90 Correlated Color Temperature 3026K

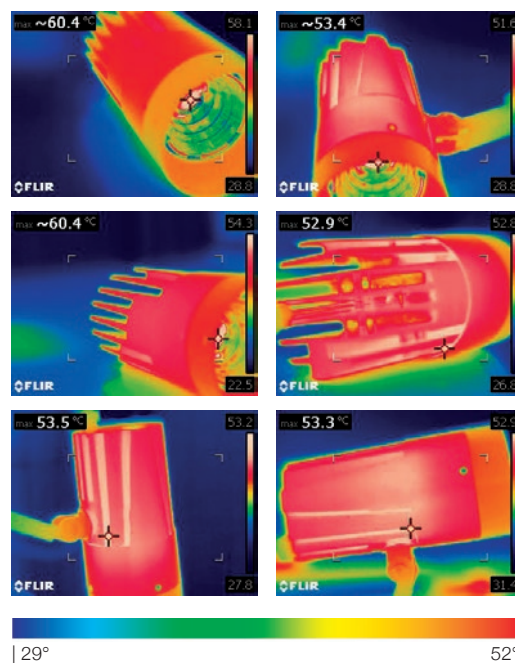


## DESIGNED TO LAST


### LIGHT DISSIPATION ACCORDING TO I-LÈD


A quality product needs to be reliable and last over time. For years. Each product is designed and created to express the full potential of the light source. When it comes to designing the structure of a luminaire, appearance is not all: the main role of the casing is to ensure that the operating temperature of the lighting fixture stays constantly below a certain threshold.

An operating LED can easily reach high temperatures capable of altering its performance and life-cycle, which is why we must design an effective heat sink element on which will depend both the quality of the performance over time and the duration of the installation. Our lighting fixtures provide passive heat dissipation: this allows the casing to keep temperatures consistently below 60° C, optimizing heat transfer from the printed circuit housing the LED to the external environment. The absence of active dissipation systems, such as a fan, simplifies the mechanical and electronic structure of the products, thereby ensuring greater overall reliability in time.



Thermal test | Thermal camera views





Optic group with dynamic focus

#### Technical development and optical research.

Every LED is configured to emit a certain amount of light, but the output actually obtained varies depending on the optical system used. The task of defining the light beam output from the lighting fixture is entrusted to a dedicated optical system, whose proven efficiency optimizes the light generated from the source.

The continuous research and the development of lenses and reflectors conceived and designed around LEDs thanks to the know-how acquired over the years allows us to offer new technical application that will maximize the experience of the lighting project in a simple and effective manner.



## LIGHT SERVES FAITH


Lighting places of worship involves many aspects of perceptual and functional order. Lighting has contributed through times to positive but also negative characterization of interiors with a rich artistic heritage that sometimes become difficult to visit and understand. The new design themes, associated with different approaches on how to use the space, are geared to comprehensively enhance the spiritual and cultural experience through architecture, art and liturgical function in a harmonious integration through the different times of the day, week and months.



Cattedrale San Giovanni Battista | Ragusa (Italy)

Project: dott. Angelo Sanzone, In Sensu srl

The control of a lighting scenario is a capital gain that allows people to play with ever-changing atmospheres in order to shape the perception of the environment and the pieces of art contained therein. The choice of LED technology poses a significant turning point in this design direction; Using less bulky systems and small-sized sources, we can achieve capillary light distribution, with luminous fluxes reaching remote spots or surfaces that are otherwise too far from the lighting fixtures and technical systems.



Parliament Building - Muscat (Oman)

Project: Visual Energy



## CAREFULLY TAILORED DESIGN

Achieving the best results and do justice to the marvels of artistic and architectural heritage is our mission, and it is accomplished by building a strong collaborative relationship with the designer. Linea Light Group firmly believes in this relationship and is ready to add its know-how and technology to the creative process. We study solutions working side by side, in the conviction that this synergy generates flawless results.



Chiesa San Giorgio | Piacenza (Italy)

Photography: Fabio Gambina















## CALIBRATED LIGHTING SCENES

In an environment where lighting systems are added as a new and previously unplanned element, it's mandatory to carefully plan their physical, formal and functional placement in the building so that they are of service to the celebrations that take place in the church and to the artworks it contains. Through the meticulous control of the LEDs we can guarantee compliance with the conservation standards set for works of art, especially paintings on canvas or on panels, as well as enhance architectural details and beautiful mouldings.

In this respect, the essential role of lighting is to integrate spaces where moments of visual contemplation and spiritual devotion can alternate, fully respecting the history and the symbolic value that permeate a church.

Light can be the ideal tool, with its multiple expressive potential, to interpret symbolic and emotional values.


For a correct approach to the illumination of a place of worship it is important to take into account some basic elements such as the role and significance of natural light in the sacred space, the



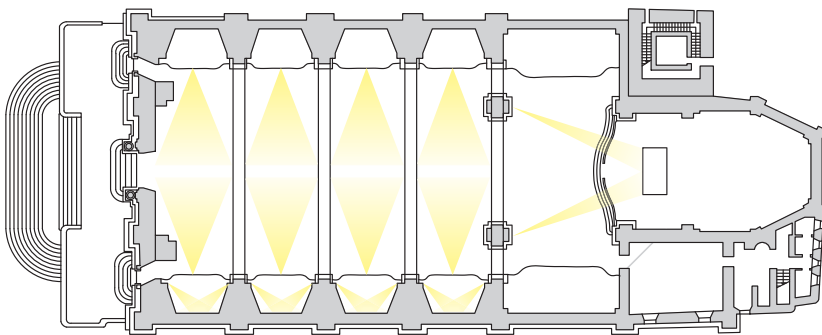
Cattedrale San Giovanni Battista | Ragusa (Italy)

Project: dott. Angelo Sanzone, In Sensu srl






Catholic church, general lighting scheme | Longitudinal section



Catholic church, general lighting scheme | Floor plan



Cattedrale San Giovanni Battista | Ragusa (Italy)

Project: dott. Angelo Sanzone, In Sensus srl

integration needed between natural and artificial light and finally the liturgical moments and the places where it is appropriate to emphasize a dynamic use of light (ignition, dimming...etc).

## CASE STUDY: SAN NICOLA IN NOCIGLIA

The Church of San Nicola in Nociglia, near Lecce, was built in the neo-Gothic style in the second half of the nineteenth century. Architect Andrea Ingrosso's project required careful study of the most appropriate technical lighting solutions. The goal was to achieve an evocative atmosphere and find solutions that could highlight the elements of the liturgy as well as the existing architectural structures - naves, vaults and groins - and especially the stained glass. Indeed, windows are one of the most important sources of light in monumental churches. In Nociglia, the lighting designer was able to successfully combine the effects of LED sources with the shadows, surfaces and volumes of the church. Functionality, flexibility and energy efficiency blend effectively with bright, dynamic light shapes that animate the space, contributing to its strong identity. The project is exemplary of how, through careful technical lighting design, light can become an element of communication and enhance architectural structures, as well as accompany the various uses of a place. This project earned architect Andrea Ingrosso the Codega Prize 2014, the international award dedicated to the best LED lighting installations realized during the year.



Project: Arch. Andrea Ingrosso





Church standard lighting | Indirect lighting + Accent lighting



Church Mass (liturgy) lighting | Direct - Indirect lighting



Church Mass (celebration) lighting | Scenographic lighting

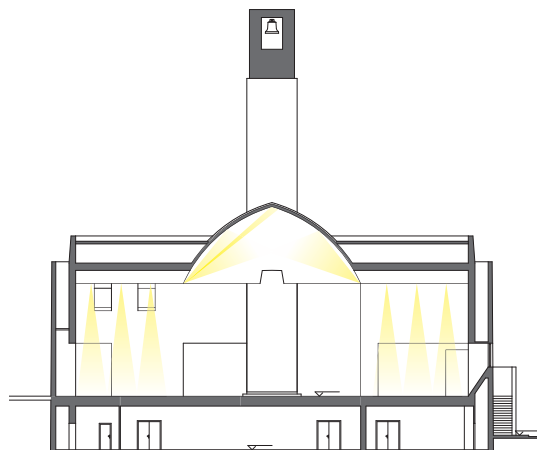


## LIGHT BECOMES PROPHETIC

The relationship between lighting and places of worship is confirmed even when the sacred place is a mosque.

For Muslims, the mosque is a reproduction of Muhammad's Arab home. It is characterized by highly symbolic architectural elements including the "minaret" (meaning "lighthouse"), which embodies the oneness of God: the reflected metallic light is the light of heaven and earth. In Arabic, minaret means "place of light", from which emanates the word that illuminates the soul, like the light that dispels darkness. Similarly, the many domes that characterise Islamic architecture let the light fill the room evenly and without contrasts, creating a serene atmosphere which deepens the feeling of a "divine light" that reaches the faithful.

The concept of light is therefore extremely important for Islam and for the places where it is professed. A true awareness of all religious aspects and their symbolic values allows us to offer optimal lighting solutions, tailored to support the ritual activities and highlight the historical and artistic value of the building.



Mosque general lighting scheme | Longitudinal section



Majlis Oman | Muscat (Oman)

Project: Visual Energy









Majlis Oman | Muscat, Oman

Project: Visual Energy





## HISTORIC BUILDINGS

Italy boasts around 8% of the world's historic buildings. (source: Report CRESME SAIENERGIA on ENEA research data).

Historic buildings require special lighting systems that can give prominence to their features, while ensuring full compliance with architectural standards, whether highlighting the external façade, emphasizing decorative and aesthetic aspects or enhancing the interiors making them accessible and suitable for the activities that will take place in them, including in terms of safety.

For these reasons, historic building lighting must strike the proper balance between aesthetic and functional aspects: only a fruitful relationship between the designer and the manufacturer of lighting systems can produce the right solution.




Accent lighting



Grazing light



Back lighting







Au Pont Rouge | Saint Petersburg (Russia)









## CASE STUDY: LOGGIA DEI LANZI - FLORENCE

There is a key place in a city of art like Florence that does not go unnoticed. Close to the Galleria degli Uffizi in Piazza della Signoria, next to Palazzo Vecchio and in front of the Fountain of Neptune. It is the Loggia dei Lanzi, or Loggia della Signoria or dei Priori, built between 1376 and 1382 by the two artists Benci di Cione and Simone Talenti. The exterior is made up of three arches resting on pillars, with two marble lions at each side of the staircase, the right one an original ancient Greek sculpture, and the other the work of Flaminio Vacca. Inside is the triumphant Perseus, majestically looking downwards towards the viewer and holding the severed head of Medusa in one hand and a sword in the other. It is a bronze masterpiece by artist Benvenuto Cellini.

On the opposite side you can admire Giambologna's sculptural masterpieces the Rape of the Sabine Women and Hercules and the Centaur Nessus. The structure of the Loggia is a perfect example of the Gothic style of the time, although the use of the round arches anticipates the Renaissance style. The building houses many more works of art, including ancient Roman sculptures such as Menelaus supporting the body of Patroclus, a Flavian-era copy of a Greek original from 230-240 BC, donated by Pius V to Cosimo I, and the six female figures near the back wall.



Accent lighting



Indirect general lighting



Loggia De' Lanzi | Firenze (Italy)













The artistic and architectural lighting project for the Loggia was designed by architect Claudio Dini, Professor of Architecture at the University of Florence, thanks to the contribution of the Florentine fashion designer Stefano Ricci. Inaugurated on the occasion of the Light Festival 2012, the project enhances the gallery of sculptural masterpieces housed in the building, and is particularly relevant in view of the celebrations for the 30th anniversary of the inclusion of Florence in the UNESCO World Heritage Sites list. Emphasizing lights and shadows allows the viewer to properly appreciate artistic and architectural details that are otherwise hidden to view; to enjoy the harmonious plasticity of the marble decorations as well as the monumentality of the cross vaults. The new, artistic lighting project was implemented using Linea Light Group's cutting edge LED technology. A computer programme is able to handle a countless number of light combinations. For example, the programme can be set to select different lighting in some hours of the day, or give the Loggia greater visibility or even plunge it into darkness for special events and exhibitions. Compared to traditional lighting fixtures, our system allows energy savings of around 75% while providing the same illuminance. Maintenance costs are almost absent. The increase in LED light points from 4 to 91 was realized by Società Illuminazione Firenze S.p.A. (Silfi). With 50 years of experience in the private sector, the company also works for the Municipality of Florence offering a vital, modern and efficient public service that greatly benefits from Silfi's advanced technology and professionalism.



Loggia Lanzi | Firenze (Italy) - 3D pseudo color lighting calculation







## CASE STUDY: FUERTE VICTORIA GRANDE MELILLA

The fortress was built in 1736 by the military engineer Juan Martín Zermelo (later he restored the Montjuïc Castle in Barcelona). This bastion in triangle-shape was, in the beginning, a place where you cannot enter, later used as a prison (the place you cannot escape), and turned into a ruin for the lack of use. Now, it is a public space open to the visitors and shapes the identity of Melilla, in the North of Africa.

The lighting design of the project is the result of the careful application of LED technologies in terms of integration in architecture, in the sense that the luminaires have disappeared or become transparent not to interfere visually in the contemplation of the environment. We can find a number of imaginative solutions about linear elements integration, all of them equipped with high quality LED sources. Sometimes they fly under the vaults drawing swift lines that uplight the ceilings, or create a play of dramatic backlights in the stone blinds when they are observed from outside the faces of the fortress.

All the perimeter is lit from the moats, washing the walls with a play of color temperatures, recreating the fire glows, and that fade smoothly up the vertical plane. A uniform wash would have created a flat and boring image of the building, but in this fashion, the result is eloquent without whimsicality. The light variations in color temperature achieve a pictorial effect, and the accents punctuate the reading of the whole façade. On the sidewalls, the battlements are shaped vertically by light,

giving order and rhythm to the image of the fortress, and the volume is then outlined clearly. This project offered many good opportunities to give bright and smart solutions, and the results talk themselves about the synchronicity between architect, engineering and lighting design. The access ramp, built to assure mobility has been turned into a lighting integration element that gives the ambiance to the interior of the patio. This kind of applications allows to respect faithfully the image of the building during the day and sets interesting nocturnal displays at nights. The light sources, hidden from direct vision, draw smoothly curves of light and shadow. The ventilation chimneys were discovered during the restoration and now they work as lanterns, lit from the interior, a true eye candy when visiting the terraces of the walls. The result is full of this kind of subtle details, fruit of the application of technique and imagination. The architects, the engineer and the lighting designer have developed an autonomous battery-driven luminaire with the shape of a primitive candlelight. Fitted with three LED of different tones of amber and warm color temperatures, and controlled by an implementation of the ZigBee protocol, integrated with the rest of the installation, controlled by a KNX system, through a Printed Circuit Board bridge specially designed for this application. With this development, the oil candle has been transported to the 21st century, that of the hyper-connectivity and the Internet of things.



Fuerte Victoria Grande | Melilla (Spain)



Project: Chacel 8 Architecture  
DCI Lighting Practice









Fuerte Victoria Grande | Melilla (Spain)












## CASE STUDY: KOZARAC MONUMENT

Kozarac, a town in the northwest of Bosnia and Herzegovina, sadly infamous for having registered the highest number of victims during the armed conflicts in former Yugoslavia.


It is here that on July 31st 2010, thousands of people attended the opening ceremony of a memorial dedicated to more than 1,200 victims, including civilians and soldiers. An open-air structure built thanks to the determination of the citizens of Kozarac not to forget, but instead to have a strong reminder of the sacrifice of so many lives. All the lights were designed and positioned so as to give maximum emphasis to the architectural elements, while special solutions were used when required by the particular nature of this environment. A white stone cylinder surrounded by a circle of water and pierced by bars of light, like pins that pierce the raw flesh causing constant pain: the exterior of the monument appears as the emblem of the agony felt by so many mothers for the loss of their children. But the cylinder reveals two gates, an entrance and an exit facing one another, through which not one, but an infinite number of lives pass.

Inside the monument everything is quiet, immersed in silence and reflection. White tombstones radiate from the centre and are carved with interminable lists of names and dates. The seemingly endless lists are illuminated by a beam of light projected from the ground upward that makes them the protagonists of this place, showing them the way towards a ceiling made of sky, sun and stars. In this sense, the monument becomes especially significant as the irreplaceable point of contact between those who stayed and those who went away forever. The i-LèD lights are at the heart of this project, capable as they are of expressing pain and invoking peace, eclectic in their shapes, versatile in their uses, able to withstand weathering and provide underwater illumination. The lights make this memorial absolutely charismatic and a true attraction illuminating the night of Kozarac: many lights that light up in the eternal memory of so many lives that were extinguished forever.



Consultant: Arch. Kenan Brckalija (Bosnia & Herzegovina)  
Local Supplier of material Level's (Bosnia & Herzegovina)

Kozarac Monument | Kozarac region (Bosnia & Herzegovina)









[illegible]



## LIGHT PATHS

### ORIENTATION AND PERCEPTION INSIDE ILLUMINATED SPACES


Museums can be divided into two main types: those housed in historic buildings such as the Louvre in Paris, the Prado in Madrid or the Vatican Museums in Rome, and those sited in modern buildings, such as the MoMa in New York, the Guggenheim in Bilbao, or, in Italy, the recent Muse by Renzo Piano, in Trento. Each of these two types features different needs. It should also be remembered that natural light may cause adverse effect on the exhibits through ultraviolet rays or uncontrolled changes in the light incidence, for example. The task of a lighting designer is to find the right balance between natural and artificial light and create the right contrast for viewing and interpreting the artwork.



Emphietsoglou Gallery | Athens (Greece)

Project: Diakomidou Katerina & Haritos Nikos
















Devoid of ultraviolet or infrared rays, LED lighting is the ideal solution for averting any possible light-related damage to the artwork on display in the museum. Through carefully studied lighting, paintings can be made to stand out from the background. For three-dimensional works, i.e. sculptures, LED technology has the outstanding ability of enveloping matter and creating fascinating chiaroscuro effects, offering visitors new ways to see and appreciate the artwork on display.

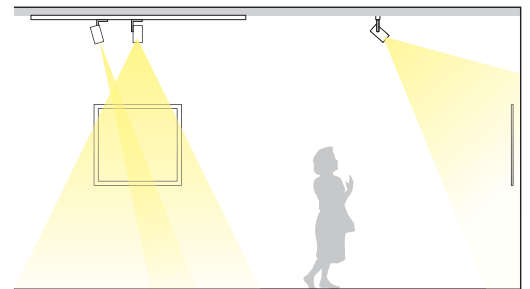


Emphietsoglou Gallery Museum | Atene (Greece)

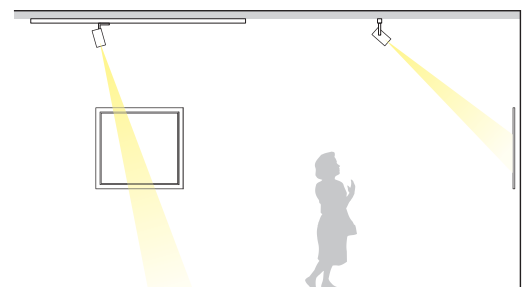




General lighting | Diffused optics



Mixed lighting | Diffused and intensive optics



Accent lighting | Intensive optics



All display paths in a museum or exhibition owe their success in great part to a lighting project created ad hoc. Only perfectly lit museum rooms will make visitors feel happy and satisfied at the end of a visit that offered them an enhanced experience of the outstanding beauty of the artworks. The light guides, it embraces the artworks highlighting the details. Light emphasizes the materiality of the work. Proper lighting respects natural colours and can also reveal shades that often go unnoticed. It truly acts as a guide. And just like every other person working in a museum, lighting too is in charge of protecting the works on display. A good lighting system must not exceed the limits established for the conservation of artistic works by the rules and regulations set by ICOM (International Council of Museums) and consider factors like sensitivity to light, especially in the case of fragile materials such as fabrics, drawings and engravings.



Palazzo Dugnani | Milan (Italy)

Photography: Notorious Communication Lab







## CUSTOM PRODUCT DEVELOPMENT

### MUSEUM OF CAVALCASELLE

The Frescoes Museum of Cavalcaselle in Verona, is a complex dedicated to the display of fragments and stone artifacts. The new restoration ended in November 15<sup>th</sup> 2015, brought to light the massive soffits with 11 portraits of Roman emperors, from the Palazzo Scaligero Cansignorio, frescoed by Altichiero since 1364 and detached in 1967. The support structure created to sustain the ceilings contains the illuminating system of the arches. Such a narrow space serves to accommodate 8 small projectors with adjustable optics providing an even balanced light in 3000 K exalting the powerful artwork of the fourteenth century. The result generates a surprising balance of colors and light due to the CRI equal to 95 and the driver that allows to dim the power of the fixtures. This project represents the perfect symmetry between technology and architecture using light as a tool for dialogue between the artwork itself and the viewer.



Museo degli affreschi Giovanni Battista Cavalcaselle | Verona (Italy)

Project | Arch. Valter Rossetto  
Realization | OTT ART  
Kindly supplied by Direzione dei Musei d'Arte Monumenti di Verona, Riato Andrea







## OUR COLLABORATION WITH THE ACCADEMIA

Housed in a historic palace of Venice, the city of art par excellence, the University of Venice IUAV is a place of teaching, higher education, knowledge and research, with disciplines ranging from design and architecture to urban planning, design, visual arts and town and country planning. Linea Light Group has had the pleasure of working in partnership with the prestigious University on several projects, such as “Investigative Practices and Intervention for the Enhancement of the Relationship between Ancient Heritage and Physical Context and Culture: Scientific and Professional Interrelationships on Themes of Venetian Archaeology”. Again with the support of the IUAV, a two-day conference was held at the Light Village in Treviso dedicated to lighting in the cultural heritage sector and examining its fundamental aspects. It is worth reminding what Michela de Maria, Massimiliano De Bei, and Fabio Peron from

IUAV and Marina Vio from the Studio Associato Vio in Venice have said: “The beauty, the rich color palette and the freedom of interpretation afforded by innovative light sources open up important fields of study both in lighting and art. We can truly transform the lighting of our museums into tools that improve our perceptions and make them consistent or drastically different with respect to the painters’ intentions. In order to address all this, we need knowledge and professionalism. Technical lighting design in the context of cultural heritage should therefore be known, studied and implemented by groups of experts with different skills and expertise. They should all work together, addressing and solving the specific issues and problems presented by a museum setting. This collaboration alone will foster new ways of approaching the relationship between light and works of art”.







Architectural and museographic project: Serena Maffioletti, Architect, professor of Architecture and Urban Design at IUAV of Venice with Federica Alberti, Architect  
Lighting design project: Marcello Alderuccio, Architect, adjunct professor at IUAV of Venice with Francesca Cremasco, Architect P.O.R. VENETO F.S.E. 2007 - 2013. Progetto 2122/ 1/37/1148/2013. The project was developed as a part of a multidisciplinary research project entitled

"Practice of investigation and intervention for the enhancement of relations between the ancient heritage and the physical context and cultural interrelations on issues of Venetian archeology for the energy sector and tourism" (project code 2122/1/37/1148/201. Scientific leader Prof. Arch. Serena Maffioletti)





Collège Place d'Armes | Yverdon Les Bains (Switzerland)



Volksbank Offenburg eG | Offenburg (Germany)



Cattedrale San Giovanni Battista | Ragusa (Italy)



Jewish Museum and Tolerance Center | Moscow (Russia)



National Theatre | Athens (Greece)



Karcher | Stuttgart (Germany)





Emporium | Ljubljana (Slovenia)



Gymnasium Bochum | Bochum (Germany)



Faberge Museum | Saint Petersburg (Russia)



Kulturcampus Domäne Marienburg | Hildesheim (Germany)



## NAVATA

Professional adjustable projector for indoor applications.  
Diecast finned body designed to optimize the passive thermal  
management, powder painted, available in matt black finish,  
matt white finish, stone grey and cor-ten.









## NAVATA\_FOCUS | SPOTLIGHTS

Professional adjustable projector for indoor applications. Diecast finned body designed to optimize the passive thermal management, powder painted, available in matt black finish, matt white finish, stone grey and cor-ten. Last generation high power Led array, CRI 95, SDM2. Optic group equipped with dynamic focus, allowing to select different beam angles with a range going from 15° to 60°. Multiple adjustable bracket with three joints and integrated locking system. Rotation of 340° on the axis. Precabled with electrical cable 2x0.5 mm<sup>2</sup> length 200 mm. To be completed with driver available in on/off or Dali version. Dedicated installation system. Fixing by means of screws.

### Passive thermal management

Diecast aluminium body

### Light management

Dynamic focus with micrometric light control

### Versatile installation

Maximum flexibility of the bracket and integrated locking system for stable professional aiming

Navata\_Focus\_1 | Projector | 9 V | arrayLED 6 W 700 mA



#### type

White	CRI 80	<b>91816</b>
Black	CRI 80	<b>91817</b>
St.Grey	CRI 80	<b>91818</b>
Cor-Ten	CRI 80	<b>91819</b>

#### colour

3000 K	760 lm	<b>W</b>
4000 K	760 lm	<b>N</b>

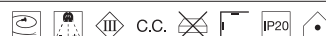
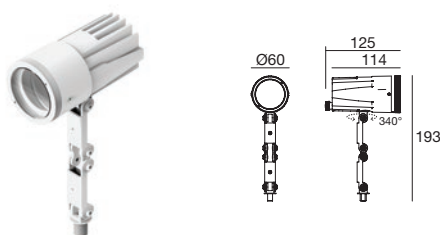
#### optic

16°-52°	<b>85</b>
---------	-----------

light unit to be completed by choosing between:

	<b>Basetta ON/OFF 6 W</b>		<b>Staffa</b>		<b>Driver ON/OFF 6 W</b>		<b>Driver DALI 18 W</b>
White	<b>98616</b>	White	<b>98588</b>				
Black	<b>98617</b>	Black	<b>98589</b>				
St.Grey	<b>98618</b>	St.Grey	<b>98600</b>				
Cor-Ten	<b>98619</b>	Cor-Ten	<b>98590</b>				
					<b>99243</b>		<b>99345</b> 1/3 art.
	80		52				
	31		20				
	58		32				

Navata\_Focus\_2 | Projector | 37 V | arrayLED 15 W 400 mA



#### type

White	CRI 95	<b>91725</b>
Black	CRI 95	<b>91726</b>
St.Grey	CRI 95	<b>91727</b>
Cor-Ten	CRI 95	<b>91728</b>

#### colour

3000 K	1270 lm	<b>W</b>
4000 K	1370 lm	<b>N</b>

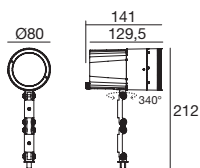
#### optic

19°-62°	<b>85</b>
---------	-----------

light unit to be completed by choosing between:












	<b>Basetta ON/OFF 15 W</b>		<b>Basetta DALI 15 W</b>		<b>Staffa</b>		<b>Driver ON/OFF 15 W</b>		<b>Driver DALI 15 W</b>		<b>Driver EM. 3H 15 W</b>
White	<b>98595</b>	White	<b>98580</b>	White	<b>98588</b>						
Black	<b>98596</b>	Black	<b>98581</b>	Black	<b>98589</b>						
St.Grey	<b>98599</b>	St.Grey	<b>98598</b>	St.Grey	<b>98600</b>						
Cor-Ten	<b>98597</b>	Cor-Ten	<b>98591</b>	Cor-Ten	<b>98590</b>						
							<b>99150</b>		<b>99151</b>		<b>99095</b>
	138		140		52						
	38		43		20						
	93		109		32						

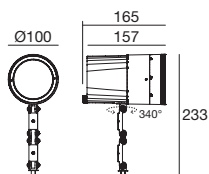




type	colour			optic
White	CRI 95	<b>91729</b>	3000 K      2151 lm <b>W</b>	16°-52° <b>85</b>
Black	CRI 95	<b>91730</b>	4000 K      2471 lm <b>N</b>	
St.Grey	CRI 95	<b>91731</b>		
Cor-Ten	CRI 95	<b>91732</b>		










light unit to be completed by choosing between:

	Basetta ON/OFF 23 W	Basetta DALI 23 W		Staffa	  		
	White	98586	98680	White	98588		
	Black	98587	98682	Black	98589		
	St.Grey	98601	98681	St.Grey	98600		
	Cor-Ten	98594	98679	Cor-Ten	98590		
		138			140		
		38			43		
		93			109		
		52			20		
		32					
				+	99105	99344	99086







type	colour			optic
White	CRI 95	91733	3000 K    2839 lm <b>W</b>	15°-56° <b>85</b>
Black	CRI 95	91740	4000 K    3261 lm <b>N</b>	
St.Grey	CRI 95	91741		
Cor-Ten	CRI 95	91742		



light unit to be completed by choosing between:

											
White	98582	98684		White	98588						
Black	98583	98686		Black	98589	+					
St.Grey	98611	98685		St.Grey	98600		99240	99345	99098		
Cor-Ten	98593	98683		Cor-Ten	98590						

	138		140
	38		43
93		109	

	52
	20
32	



## NAVATA | SPOTLIGHTS

Professional adjustable projector for indoor applications. Diecast finned body designed to optimize the passive thermal management, powder painted, available in matt black finish, matt white finish, stone grey and cor-ten. Last generation high power Led array, CRI 95, SDM2. Optic group equipped with interchangeable reflectors made of superpure aluminium faceted, available with 15°, 30°, 60° beam aperture. Dedicated optical accessories available. Multiple adjustable bracket with three joints and integrated locking system. Rotation of 340° on the axle. Precabled with electrical cable 2x0.5 mm<sup>2</sup> length 200 mm. To be completed with driver available in on/off or Dali version. Dedicated installation system. Fixing by means of screws.

### Passive thermal management

Diecast aluminium body

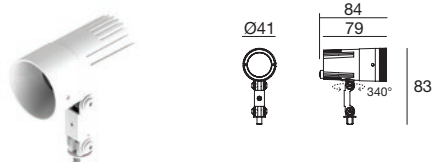
### Light management

Multiple light beam options available in the programme

### Versatile installation

Maximum flexibility of the bracket and integrated locking system for stable professional aiming

**Navata\_1** | Projector | 12 V | PowerLED 6 W 500 mA



#### type

White	CRI 95	<b>91812</b>
Black	CRI 95	<b>91813</b>
St.Grey	CRI 95	<b>91814</b>
Cor-Ten	CRI 95	<b>91815</b>

#### colour

3000 K	659 lm	<b>W</b>
--------	--------	----------

#### optic

15°	<b>15</b>
30°	<b>30</b>
60°	<b>60</b>

#### type

White	CRI 95	<b>91802</b>
Black	CRI 95	<b>91803</b>
St.Grey	CRI 95	<b>91804</b>
Cor-Ten	CRI 95	<b>91805</b>

#### colour

3000 K	659 lm	<b>W</b>
--------	--------	----------

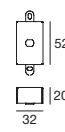
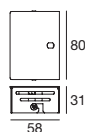
#### optic

5°	<b>05</b>
----	-----------

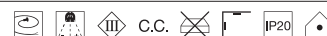
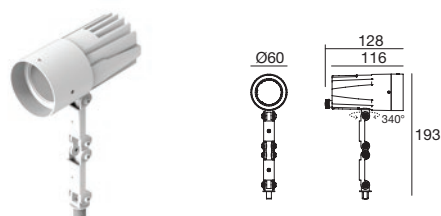
light unit to be completed by choosing between:

	<b>Basetta ON/OFF 6 W</b>
White	<b>98612</b>
Black	<b>98613</b>
St.Grey	<b>98614</b>
Cor-Ten	<b>98615</b>

	<b>Staffa</b>	<b>Driver ON/OFF 6 W</b>	<b>Driver DALI 18 W</b>	<b>Driver EM. 3H 18 W</b>
White	<b>98588</b>			
Black	<b>98589</b>			
St.Grey	<b>98600</b>			
Cor-Ten	<b>98590</b>			
		<b>99128</b>	<b>99114</b>	<b>99089</b>
			1/3 art.	3 art.



**Navata\_2** | Projector | 37 V | arrayLED 15 W 400 mA



#### type

White	CRI 95	<b>91614</b>
Black	CRI 95	<b>91657</b>
St.Grey	CRI 95	<b>91658</b>
Cor-Ten	CRI 95	<b>91675</b>

#### colour

3000 K	1414 lm	<b>W</b>
4000 K	1522 lm	<b>N</b>

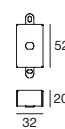
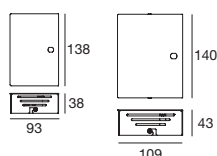
#### optic

15°	<b>15</b>
30°	<b>30</b>
60°	<b>60</b>

light unit to be completed by choosing between:

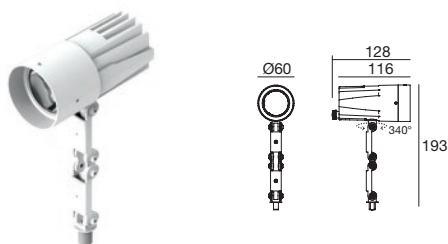
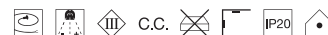
	<b>Basetta ON/OFF 15 W</b>		<b>Basetta DALI 15 W</b>
White	<b>98595</b>		<b>98580</b>
Black	<b>98596</b>		<b>98581</b>
St.Grey	<b>98599</b>		<b>98598</b>
Cor-Ten	<b>98597</b>		<b>98591</b>

	<b>Staffa</b>	<b>Driver ON/OFF 15 W</b>	<b>Driver DALI 15 W</b>	<b>Driver EM. 3H 15 W</b>
White	<b>98588</b>			
Black	<b>98589</b>			
St.Grey	<b>98600</b>			
Cor-Ten	<b>98590</b>			
		<b>99150</b>	<b>99151</b>	<b>99095</b>





## Navata\_2 | Projector | 12 V | arrayLED 8 W 630 mA



### type

White	CRI 95	<b>91676</b>
Black	CRI 95	<b>91677</b>
St.Grey	CRI 95	<b>91679</b>
Cor-Ten	CRI 95	<b>91686</b>

### colour

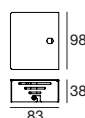
3000 K	475 lm	<b>W</b>
4000 K (CRI80)	713 lm	<b>N</b>

### optic

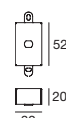
5°	<b>5</b>
----	----------

light unit to be completed by choosing between:

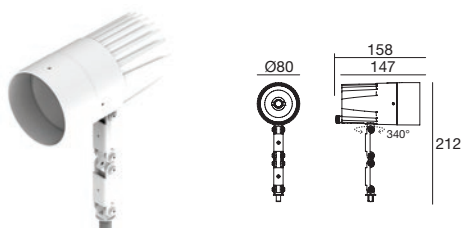
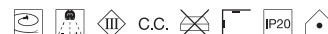
	<b>Basetta ON/OFF 8 W</b>
White	<b>98606</b>
Black	<b>98607</b>
St.Grey	<b>98610</b>
Cor-Ten	<b>98608</b>



	<b>Staffa</b>	<b>Driver ON/OFF 8 W</b>	<b>Driver DALI 16 W</b>	<b>Driver EM. 3H 8 W</b>
White	<b>98588</b>			
Black	<b>98589</b>			
St.Grey	<b>98600</b>			
Cor-Ten	<b>98590</b>			
		<b>99129</b>	<b>99114</b>	<b>99086</b>
			1/2 art.	3 art.



## Navata\_3 | Projector | 37 V | arrayLED 23 W 630 mA



### type

White	CRI 95	<b>91687</b>
Black	CRI 95	<b>91688</b>
St.Grey	CRI 95	<b>91713</b>
Cor-Ten	CRI 95	<b>91714</b>


### colour

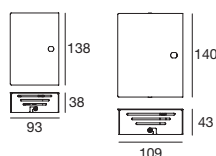
3000 K	2151 lm	<b>W</b>
4000 K	2471 lm	<b>N</b>

### optic

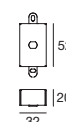
15°	<b>15</b>
30°	<b>30</b>
60°	<b>60</b>

light unit to be completed by choosing between:

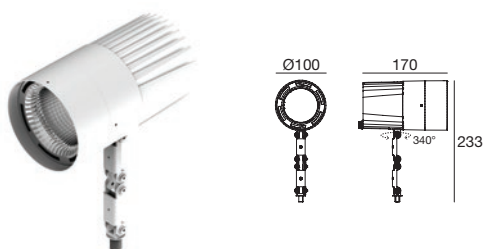
	<b>Basetta ON/OFF 23 W</b>	<b>Basetta DALI 23 W</b>
White	<b>98586</b>	<b>98680</b>
Black	<b>98587</b>	<b>98682</b>
St.Grey	<b>98601</b>	<b>98681</b>
Cor-Ten	<b>98594</b>	<b>98679</b>



	<b>Staffa</b>	<b>Driver ON/OFF 23 W</b>	<b>Driver DALI 23 W</b>	<b>Driver EM. 3H 23 W</b>
White	<b>98588</b>			
Black	<b>98589</b>			
St.Grey	<b>98600</b>			
Cor-Ten	<b>98590</b>			
		<b>99105</b>	<b>99344</b>	<b>99086</b>



## Navata\_4 | Projector | 37 V | arrayLED 45 W 1250 mA



### type

White	CRI 95	<b>91715</b>
Black	CRI 95	<b>91722</b>
St.Grey	CRI 95	<b>91723</b>
Cor-Ten	CRI 95	<b>91724</b>


### colour

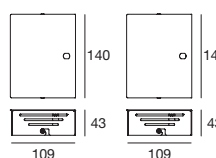
3000 K	4192 lm	<b>W</b>
4000 K	4485 lm	<b>N</b>

### optic

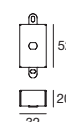
15°	<b>15</b>
30°	<b>30</b>
60°	<b>60</b>

light unit to be completed by choosing between:

	<b>Basetta ON/OFF 45 W</b>	<b>Basetta DALI 45 W</b>
White	<b>98584</b>	<b>98692</b>
Black	<b>98585</b>	<b>98694</b>
St.Grey	<b>98602</b>	<b>98693</b>
Cor-Ten	<b>98592</b>	<b>98691</b>



	<b>Staffa</b>	<b>Driver ON/OFF 50 W</b>	<b>Driver DALI 50 W</b>	<b>Driver EM. 3H 50 W</b>
White	<b>98588</b>			
Black	<b>98589</b>			
St.Grey	<b>98600</b>			
Cor-Ten	<b>98590</b>			
		<b>99136</b>	<b>99189</b>	<b>99084</b>





## ACCESSORIES NAVATA\* | Spotlights

\* not suitable for Navata Focus versions

### Navata\_2 | Optics



#### 15° optics

Chrome 98666

Only 15 W versions



#### 30° optics

Chrome 98667

Only 15 W versions



#### 60° optics

Chrome 98668

Only 15 W versions

### Navata\_2 | Accessories



#### blade

Black 98539



#### honeycomb louvre

Black 98540



#### cross louvre

Black 98541



#### anti-glare tube

Black 98542

### Navata\_3 | Optics



#### 15° optics

Chrome 98262



#### 30° optics

Chrome 98263



#### 60° optics

Chrome 98264

### Navata\_3 | Accessories



#### blade

Black 98544



#### honeycomb louvre

Black 98543



#### cross louvre

Black 98545



#### anti-glare tube

Black 98546

### Navata\_4 | Optics



#### 15° optics

Chrome 98524



#### 30° optics

Chrome 98525



#### 60° optics

Chrome 98526

### Navata\_4 | Accessories



#### blade

Black 98521



#### honeycomb louvre

Black 98522



#### cross louvre

Black 98520



#### anti-glare tube

Black 98519



#### flap

Black 98523



#### anti-glare screen

Black 98518

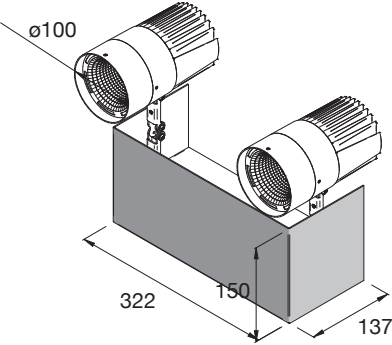

#### diffuser



Transp. 98515

Opaline 98516





**Navata** | Accessories

**98625**

Carter for installation on sight.  
Pre-set for multiple projectors  
compositions. Dedicated driver  
housing separated.



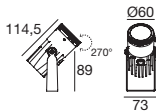
IRIS | SPOTLIGHTS

Outdoor directional spotlights with varying optics, available in three different sizes. The ideal solution to illuminate garden plants: the adjustable light follows the plant growth whereas the adjustable focus illuminates only the desired area.

**Varying optics**  
Beam width ranging from a minimum of 8 degrees to a maximum of 50 degrees by means of an adjustable front ring nut.

**Directional casing**  
220 degree rotation on the horizontal axis

Iris67\_1 | Projector | arrayLED 13 W 350 mA



type		
White	CRI 80	<b>97318</b>
Black	CRI 80	<b>97319</b>
Grey	CRI 80	<b>97320</b>

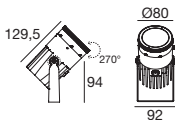


colour			optic	
3000 K	1520 lm	<b>W</b>	8°-50°	<b>85</b>
4000 K	1520 lm	<b>N</b>		
5000 K	1636 lm	<b>C</b>		

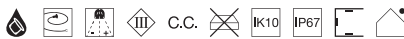


**99183**  
ON/OFF  
1 art.

Iris67\_2 | Projector | arrayLED 20 W 580 mA



type		
White	CRI 80	<b>97321</b>
Black	CRI 80	<b>97322</b>
Grey	CRI 80	<b>97323</b>

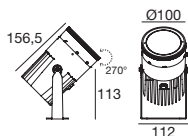


colour			optic	
3000 K	2396 lm	<b>W</b>	8°-50°	<b>85</b>
4000 K	2572 lm	<b>N</b>		
5000 K	2572 lm	<b>C</b>		

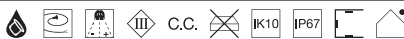


**99340**  
ON/OFF  
1 art.

Iris67\_3 | Projector | arrayLED 30 W 840 mA



type		
White	CRI 80	<b>97324</b>
Black	CRI 80	<b>97325</b>
Grey	CRI 80	<b>97326</b>



colour			optic	
3000 K	3945 lm	<b>W</b>	8°-50°	<b>85</b>
4000 K	3945 lm	<b>N</b>		
5000 K	4220 lm	<b>C</b>		



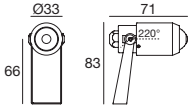

**99269**  
ON/OFF  
1 art.

CLIVO | SPOTLIGHTS

A discreet tilting spotlight, mounted on bracket, ideal for enhancing visibility of garden decorative elements such as statues or plants. The perfect solution that adds charm to both private and public green spaces.

- Passive heat dissipation  
Brass casing or AISI 316 stainless steel casing for high salinity environments
- Light management  
Varying optics, with adjustable beam width
- Freedom of movement  
Optimum casing tilting for improved aiming of light







Clivo\_2 | Projector | powerLED 2 W 630 mA



type	
White	CRI 80 97068
Black	CRI 80 97069
Chrome	CRI 80 97072
Nickel	CRI 80 97071
Cor-Ten	CRI 80 97070

colour	
3000 K	208 lm W
4000 K	222 lm N
5000 K	253 lm C

optic	
8°-50°	85



89420

ON/OFF  
1 - 2 art.

99179

ON/OFF  
3 - 6 art.

99186

ON/OFF  
6 - 12 art.

84890

Pegs

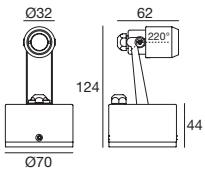

98112

Pegs

98513

Anti-glare



Clivo | Projector | 190-250 V | powerLED 2 W 630 mA



type	
Chrome	CRI 80 86217
Nickel	CRI 80 86218

colour	
3000 K	208 lm W
4000 K	222 lm N
5000 K	253 lm C

optic	
8°-50°	85



89371

Pegs

98513

Anti-glare

63



PERISKOP | SPOTLIGHTS

Outdoor spotlight, ideal for accent lighting. Aluminium casing. It is fitted with a black coated aluminium bracket allowing +/-180° casing tilting.

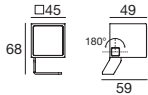
Passive heat dissipation

Aluminium casing

Light management

Methacrylate lens, protection toughened glass with black silk-screened edge

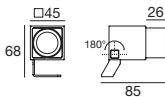
Periskop | Projector | powerLED 4.5 W 500 mA



type		colour			optic	
White	CRI 80	97569	3000 K	534 lm	W	15°
Black	CRI 80	97570	4000 K	570 lm	N	30°
Grey	CRI 80	97571	5000 K	648 lm	C	60°
Cor-Ten	CRI 80	97572				

89423	99181	99185	98550
ON/OFF	ON/OFF	ON/OFF	Pegs
1 art.	1 - 2 art.	2 - 4 art.	

Periskop blade | Projector | powerLED 2 W 630 mA



type		colour			optic	
White	CRI 80	97639	3000 K	164 lm	W	3°
Black	CRI 80	97640	4000 K	175 lm	N	
Grey	CRI 80	97649	5000 K	213 lm	C	
Cor-Ten	CRI 80	97650				

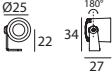

89420	99179	99186	98550
ON/OFF	ON/OFF	ON/OFF	Pegs
1 - 2 art.	3 - 6 art.	6 - 12 art.	

EYELET65 | SPOTLIGHTS




Directional spotlights with an extremely compact size, mounted on a bracket. Available in round or square version.

- Compact size
- Utmost flexibility of application
- Practical installation
- Easy installation thanks to the practical directional bracket

Eyelet65\_R | Projector | powerLED 2 W 630 mA

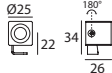



type			colour			optic	
White	CRI 80	91214	3000 K	208 lm	W	15°	15
Black	CRI 80	91215	4000 K	222 lm	N	30°	30
Grey	CRI 80	91216	5000 K	253 lm	C	60°	60






89420	99179	99186
ON/OFF	ON/OFF	ON/OFF
1 - 2 art.	3 - 6 art.	6 - 12 art.

Eyelet65\_Q | Projector | powerLED 2 W 630 mA



type			colour			optic	
White	CRI 80	91217	3000 K	208 lm	W	15°	15
Black	CRI 80	91219	4000 K	222 lm	N	30°	30
Grey	CRI 80	91220	5000 K	253 lm	C	60°	60



89420	99179	99186
ON/OFF	ON/OFF	ON/OFF
1 - 2 art.	3 - 6 art.	6 - 12 art.



## VUELTA | SPOTLIGHTS

Professional adjustable projector. Diecast body designed to optimize the passive thermal management, powder painted, available in black grey finish or light grey. Last generation high power Led array, CRI 80, SDM3. Optic group equipped with pure aluminium reflector available with asymmetric emission or symmetric 120°. Dedicated optic accessories available. Adjustable bracket with mechanical locking system integrated and rotation on the axe up to 180°. Driver on/off – Dali integrated inside the fixture's body. Fixing by means of screws.

### Passive thermal management

Diecast aluminium body

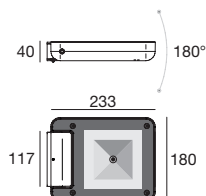
### Light management

Multiple light beam options available in the programme

### Versatile installation

Maximum flexibility of the bracket and integrated locking system for stable professional aiming

**Vuelta** |Projector | 220-240 V| ArrayLED 14 W 350 mA



#### type

Grey	CRI 80	<b>64520</b>
BK Grey	CRI 80	<b>64521</b>

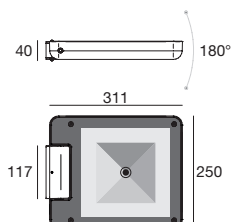
#### colour

3000 K 1727 lm **W**

#### optic

120° **12**

**Vuelta** |Projector | 220-240 V| ArrayLED 30 W 800 mA



#### type

Grey	CRI 80	<b>64528</b>
BK Grey	CRI 80	<b>64529</b>

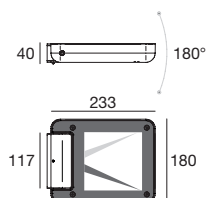
#### colour

3000 K 3968 lm **W**

#### optic

120° **12**

**Vuelta** |Projector | 220-240 V| ArrayLED 14 W 350 mA



#### type

Grey	CRI 80	<b>64522</b>
BK Grey	CRI 80	<b>64523</b>

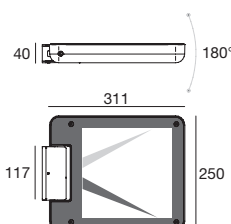
#### colour

3000 K 1727 lm **W**

#### optic

Asym. **07**

**Vuelta** |Projector | 220-240 V| ArrayLED 30 W 800 mA



#### type

Grey	CRI 80	<b>64530</b>
BK Grey	CRI 80	<b>64531</b>

#### colour

3000 K 3968 lm **W**

#### optic

Asym. **07**

## ARCADA | WALL LIGHT

Perfect for arches, lintels or even jambs, statues and reliefs. An indirect lighting with a homogeneous intensity involving the entire structure right from its base can be obtained through a photometric solid that precisely follows the arch intrados, avoiding unaesthetic hot spots and glare and minimizing light pollution.

### Passive heat dissipation

Die cast aluminium casing

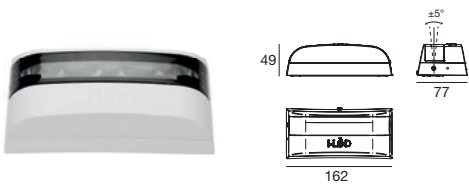
### Light management

Arch-shaped emission with a very narrow shape of the photometric solid coming out of the diffuser shorter side

### Specialised functionality

Ideal lighting for windows and depressed arches with no glare or light pollution

Arcada | Arc light | 190-250 V | powerLED 4 W 350 mA



#### type

White	CRI 80	<b>95454</b>
Black	CRI 80	<b>95612</b>
Grey	CRI 80	<b>95619</b>

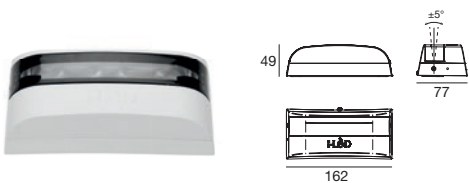
#### colour

2700 K	484 lm	<b>M</b>
3000 K	520 lm	<b>W</b>
4000 K	552 lm	<b>N</b>

#### optic

180°	<b>18</b>
------	-----------

Arcada | Arc light | powerLED 8 W 630 mA



#### type

White	CRI 80	<b>95458</b>
Black	CRI 80	<b>95616</b>
Grey	CRI 80	<b>95623</b>

#### colour

2700 K	780 lm	<b>M</b>
3000 K	832 lm	<b>W</b>
4000 K	888 lm	<b>N</b>

#### optic

180°	<b>18</b>
------	-----------



**99179**  
ON/OFF  
1 art.



**99186**  
ON/OFF  
2 - 3 art.



## REIKA | LINEAR PROFILES

Ideal profile for outdoor lighting of architectural features such as niches, cornices and windowsills. A sought-after solution for evocative lighting of prized architectural details.

### Passive heat dissipation

Anodised aluminium extruded casing


### Light management

Asymmetric emission

### Practical installation

Mounted on surface or on stainless steel brackets for directional lighting

### Reika\_2 | Linear profiles | topLED 6 W 24 V



#### type

Anod. AL. CRI 80 **97668**

#### colour


3000 K	439 lm	<b>W</b>
4000 K	478 lm	<b>N</b>

#### optic

20°	<b>20</b>
50°	<b>50</b>
90°	<b>90</b>
Asym.	<b>07</b>

		
<b>89487</b>	<b>84829</b>	<b>99332</b>
ON/OFF	ON/OFF	1-10V
1 - 2 art.	1 - 4 art.	1 - 25 art.

### Reika\_2 | Linear profiles | topLED 8.4 W 24 V



#### type

Anod. AL. CRI 80 **97669**

#### colour


3000 K	643 lm	<b>W</b>
4000 K	702 lm	<b>N</b>

#### optic

20°	<b>20</b>
50°	<b>50</b>
90°	<b>90</b>
Asym.	<b>07</b>

		
<b>89487</b>	<b>84829</b>	<b>99332</b>
ON/OFF	ON/OFF	1-10V
1 art.	1 - 2 art.	1 - 17 art.

### Reika\_2 | Linear profiles | topLED 12 W 24 V



#### type

Anod. AL. CRI 80 **97705**

#### colour

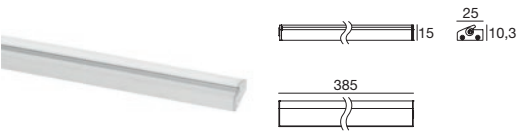
3000 K	877 lm	<b>W</b>
4000 K	956 lm	<b>N</b>

#### optic

20°	<b>20</b>
50°	<b>50</b>
90°	<b>90</b>
Asym.	<b>07</b>

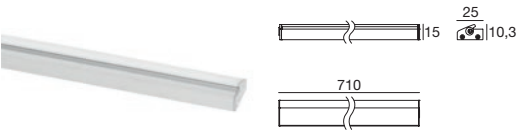
		
<b>89487</b>	<b>84829</b>	<b>99332</b>
ON/OFF	ON/OFF	1-10V
1 art.	1 - 2 art.	1 - 12 art.

Reika\_Y | Linear profiles | 180-300 V | topLED 13 W 350 mA



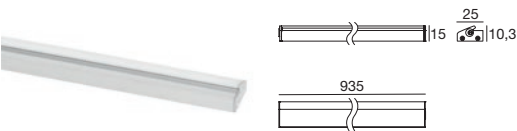
type			colour			optic	
Anod. Al.	CRI 95	<b>94860</b>	3000 K	975 lm	<b>W</b>	Asym.	<b>07</b>
Anod. Al.	CRI 80	<b>94857</b>	3000 K	1235 lm	<b>W</b>	Asym.	<b>07</b>
			4000 K	1300 lm	<b>N</b>		

Reika\_Y | Linear profiles | 180-300 V | topLED 23 W 500 mA



type			colour			optic	
Anod. Al.	CRI 95	<b>94861</b>	3000 K	1775 lm	<b>W</b>	Asym.	<b>07</b>
Anod. Al.	CRI 80	<b>94858</b>	3000 K	2223 lm	<b>W</b>	Asym.	<b>07</b>
			4000 K	2340 lm	<b>N</b>		

Reika\_Y | Linear profiles | 180-300 V | topLED 31 W 630 mA



type			colour			optic	
Anod. Al.	CRI 95	<b>94862</b>	3000 K	2340 lm	<b>W</b>	Asym.	<b>07</b>
Anod. Al.	CRI 80	<b>94859</b>	3000 K	2964 lm	<b>W</b>	Asym.	<b>07</b>
			4000 K	3120 lm	<b>N</b>		



XENIA | LINEAR PROFILES

Characterized by high brightness and flexible installation, this profile illuminates the exteriors of the building. It is available with different types of brackets, thus creating lines of light in places that are difficult to access.


Passive heat dissipation

Anodised aluminium extruded casing

Light distribution

Six optics available for several light effects, including the possibility to aim light (in the bracket-mounted version)


XENIA On/Off | Linear profiles | powerLED 4.5 W 500 mA



type		colour			optic	
Anod. AL	CRI 80	88685			20°	20
		3000 K	534 lm	W	50°	50
		4000 K	570 lm	N	90°	90
		5000 K	648 lm	C	Asym.	07
		Blue		B		

89423	99181	99185	89494
ON/OFF 1 art.	ON/OFF 1 - 2 art.	ON/OFF 2 - 4 art.	Anti-glare


XENIA On/Off | Linear profiles | powerLED 4.5 W 500 mA



type		colour			optic	
Anod. AL	CRI 80	89533			Wall W.	25
		3000 K	534 lm	W		
		4000 K	570 lm	N		
		5000 K	648 lm	C		
		Blue		B		

89423	99181	99185	89494
ON/OFF 1 art.	ON/OFF 1 - 2 art.	ON/OFF 2 - 4 art.	Anti-glare

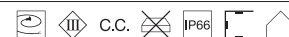
XENIA On/Off | Linear profiles | powerLED 9 W 500 mA



type		colour			optic	
Anod. AL	CRI 80	88686			20°	20
		3000 K	1068 lm	W	50°	50
		4000 K	1140 lm	N	90°	90
		5000 K	1296 lm	C	w.	07
		Blue		B		

99181	99185	89495
ON/OFF 1 art.	ON/OFF 1 - 2 art.	Anti-glare

**XENIA On/Off** | Linear profiles | powerLED 9 W 500 mA



**type**

Anod. AL	CRI 80	<b>89534</b>
----------	--------	--------------

**colour**

3000 K	1068 lm	<b>W</b>
4000 K	1140 lm	<b>N</b>
5000 K	1296 lm	<b>C</b>
Blue		<b>B</b>

**optic**

Wall W.	<b>25</b>
---------	-----------



**99181**  
ON/OFF  
1 art.


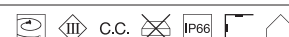


**99185**  
ON/OFF  
1 - 2 art.



**89495**  
Anti-glare

**XENIA On/Off** | Linear profiles | powerLED 15 W 500 mA



**type**

Anod. AL	CRI 80	<b>88687</b>
----------	--------	--------------

**colour**

3000 K	1780 lm	<b>W</b>
4000 K	1900 lm	<b>N</b>
5000 K	2160 lm	<b>C</b>
Blue		<b>B</b>

**optic**

20°	<b>20</b>
50°	<b>50</b>
90°	<b>90</b>
Asym.	<b>07</b>




**99185**  
ON/OFF  
1 art.



**89496**  
Anti-glare

**XENIA On/Off** | Linear profiles | powerLED 15 W 500 mA



**type**

Anod. AL	CRI 80	<b>89535</b>
----------	--------	--------------

**colour**

3000 K	1780 lm	<b>W</b>
4000 K	1900 lm	<b>N</b>
5000 K	2160 lm	<b>C</b>
Blue		<b>B</b>

**optic**

Wall W.	<b>25</b>
---------	-----------




**99185**  
ON/OFF  
1 art.



**89496**  
Anti-glare

**XENIA On/Off** | Linear profiles | powerLED 18 W 500 mA



**type**

Anod. AL	CRI 80	<b>88688</b>
----------	--------	--------------

**colour**

3000 K	2136 lm	<b>W</b>
4000 K	2280 lm	<b>N</b>
5000 K	2592 lm	<b>C</b>
Blue		<b>B</b>

**optic**

20°	<b>20</b>
50°	<b>50</b>
90°	<b>90</b>
Asym.	<b>07</b>



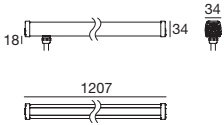
**99185**  
ON/OFF  
1 art.



**89497**  
Anti-glare



XENIA On/Off | Linear profiles | powerLED 18 W 500 mA



type

Anod. AL	CRI 80	89536
----------	--------	-------

colour

3000 K	2136 lm	W
4000 K	2280 lm	N
5000 K	2592 lm	C
Blue		B

optic

Wall W.	25
---------	----

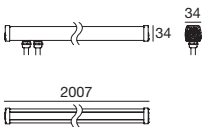


99185  
ON/OFF  
1 art.



89497  
Anti-glare

XENIA On/Off | Linear profiles | powerLED 30 W 500 mA



type

Anod. AL	CRI 80	88689
----------	--------	-------

colour

3000 K	3560 lm	W
4000 K	3800 lm	N
5000 K	4320 lm	C
Blue		B

optic

20°	20
50°	50
90°	90
Asym.	07

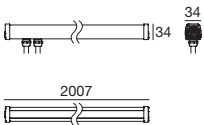


2 x 99185  
ON/OFF  
1 art.



89498  
Anti-glare

XENIA On/Off | Linear profiles | powerLED 30 W 500 mA



type

Anod. AL	CRI 80	89537
----------	--------	-------

colour

3000 K	3560 lm	W
4000 K	3800 lm	N
5000 K	4320 lm	C
Blue		B

optic

Wall W.	25
---------	----



2 x 99185  
ON/OFF  
1 art.



89498  
Anti-glare


Xenia | Anti-glaring



type	suitable for		
Anod. Al.	Xenia, Xenia_WW, Xenia RGB	307 mm	89494
Anod. Al.	Xenia, Xenia_WW, Xenia RGB	607 mm	89495
Anod. Al.	Xenia, Xenia_WW, Xenia RGB	1007 mm	89496
Anod. Al.	Xenia, Xenia_WW, Xenia RGB	1207 mm	89497
Anod. Al.	Xenia, Xenia_WW, Xenia RGB	2007 mm	89498

Anti-glaring

The anti-glare accessory drastically cuts down LED frontal glare. Ideal with asymmetric and 20° optics for wall lighting. The accessory must be ordered with the corresponding bar and mounted by our firm.

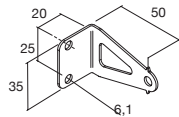


Figures showing bar with or without anti-glare accessory (fig. B and fig. A respectively).  
Note that eliminating frontal glare does not reduce light mission.

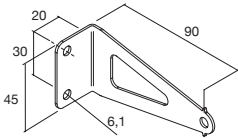
Xenia | Adjustable brackets

Fixing brackets

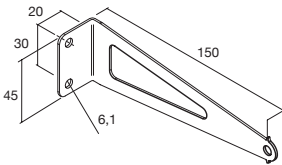
Brackets for fixing and rotating Xenia in-line spotlights. AISI 304 Polished.



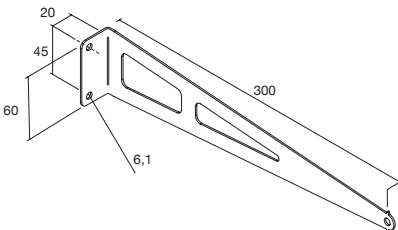
Steel 89044



Steel 89045



Steel 89046



Steel 89047



MORENA | LINEAR PROFILES

Designed to be used as cove lighting to illuminate coves and side recesses, commonly found in hotels, museums and places of worship. Lighting system featuring high-mobility thanks to the adjustment of base tilt and of LED tube rotation angles.

Passive heat dissipation

Anodised aluminium casing

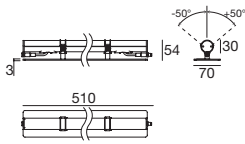
Light management

Polycarbonate diffusers that receive the light beam and soften its edges

Practical installation

Base for surface mounting also without using fixing screws

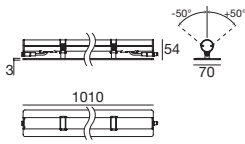
Morena | Linear profiles | topLED 8 W 220 mA



type			colour			optic	
Anod. Al.	CRI 80	96419	3000 K	990 lm	W	30°	30
			4000 K	1089 lm	N	60°	60
						120°	12

99198 ON/OFF 1 art.	99249 1-10V 1 art.	99151 DALI 1 art.	99231 1 m cable	99232 1 m extension

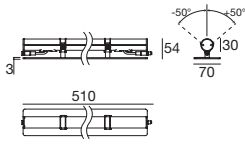
Morena | Linear profiles | topLED 20 W 500 mA



type			colour			optic	
Anod. Al.	CRI 80	96420	3000 K	2250 lm	W	30°	30
			4000 K	2471 lm	N	60°	60
						120°	12

99106 ON/OFF 1 art.	99115 1-10V 1 art.	99114 DALI 1 art.	99231 1 m cable	99232 1 m extension

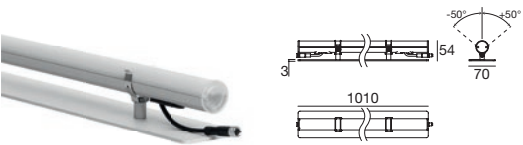
Morena | Linear profiles | 100-240 V | topLED 8 W 200 mA



type			colour			optic	
Anod. Al.	CRI 80	96383	3000 K	990 lm	W	30°	30
			4000 K	1089 lm	N	60°	60
						120°	12



99231 1 m cable	99232 1 m extension

Morena | Linear profiles | 100-240 V | topLED 20 W 500 mA

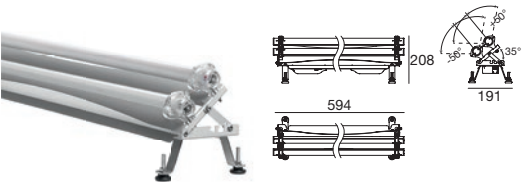


type			colour			optic	
Anod. AL	CRI 80	96384	3000 K	2250 lm	W	30°	30
			4000 K	2471 lm	N	60°	60
						120°	12

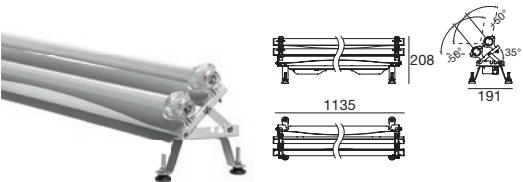
	
99231	99232
1 m cable	1 m extension

Morena\_X | Linear profiles | 190-250 V | topLED 18 W 200 mA



type			colour		optic	
Anod. AL	CRI 80	96657	Dynamic	D	60°	60

Morena\_X | Linear profiles | 190-250 V | topLED 36 W 400 mA



type			colour		optic	
Anod. AL	CRI 80	96658	Dynamic	D	60°	60



RUBBER | LED STRIP

Led Strip entirely covered in UV stabilized PVC for reliable protection. Available in 10 m long rolls, it has a flexible casing with a silicone resin diffuser, to create imaginative lines of light with a perfectly uniform emission.

Total protection

Full UV stabilized PVC cover ensures protection from humidity, water sprays and prolonged exposure to the sun

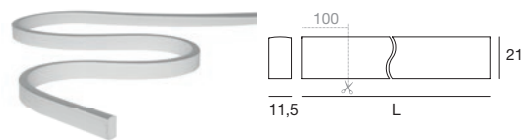
Light management

Silicone resin diffuser for a perfectly uniform diffusion

Functional aesthetics

10 m roll with flexible casing

Rubber | LED strip | stripLED 120 W 24 V



type	L	colour		
Opaline	10 m	3000 K	2600 lm	98407
Opaline	10 m	4000 K	3500 lm	98408
99331	99332	98411	98413	
ON/OFF 1 art.	1-10V 1 art.	End connector	IP65 connector	

Rubber | Linear profile



type	L	suitable for	
Anod. AL	1 m	Rubber - Rubber RGB	98412

Rubber | U-brackets



type	L	suitable for	
Anod. AL	10 x 20 mm	Rubber - Rubber RGB	98388

## SILICON\_CASED | LED STRIP

IP66 LED strip consisting of 60 LEDs (including RGB), 120 or 240 LEDs/metre, mounted on a flexible adhesive circuit, entirely covered in silicone. It may be folded or cut into 6-LED units without damaging the rest of the module. All tested.

### IP66

Entirely covered in silicone

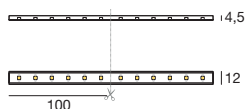
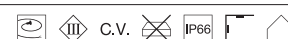
### Light management

LEDs with different power and luminous intensity levels

### Range depth

Version with 60 LEDs/ metre, "basic" and "high flux" (with higher wattage) plus several accessories

### Silicone\_C Basic | LED strip | stripLED 4.8 W / m 24 V



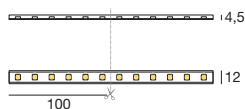

1 m piece	colour	
<b>98345</b>	2500 K	270 lm
<b>91001</b>	2700 K	360 lm
<b>98559</b>	3000 K	365 lm
<b>91002</b>	4000 K	370 lm
<b>91000</b>	5000 K	390 lm

5 m reel	colour	
<b>98346</b>	2500 K	1350 lm
<b>98027</b>	2700 K	1800 lm
<b>98560</b>	3000 K	1825 lm
<b>98028</b>	4000 K	1850 lm
<b>98026</b>	5000 K	1950 lm

<b>89179</b>	<b>89359</b>	<b>99332</b>
ON/OFF 1 - 5 m	ON/OFF 1 - 10 m	1-10V 1 - 31 m

<b>89179</b>	<b>89359</b>	<b>99332</b>
ON/OFF 1 reel	ON/OFF 1 - 2 reels	1-10V 1 - 6 reels

### Silicone\_C Hi-Flux | LED strip | stripLED 14.4 W / m 24 V



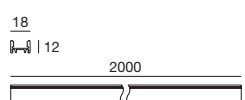
1 m piece	colour	
<b>98351</b>	2500 K	810 lm
<b>89748</b>	2700 K	1080 lm
<b>98563</b>	3000 K	1090 lm
<b>89984</b>	4000 K	1110 lm
<b>89749</b>	5000 K	1170 lm

5 m reel	colour	
<b>98352</b>	2500 K	4050 lm
<b>98042</b>	2700 K	5400 lm
<b>98564</b>	3000 K	5450 lm
<b>98043</b>	4000 K	5550 lm
<b>98041</b>	5000 K	5850 lm

<b>89488</b>	<b>89179</b>	<b>99332</b>
ON/OFF 1 m	ON/OFF 1 m	1-10V 1 - 10 m

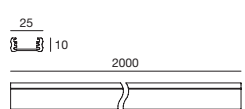
<b>99331</b>	<b>99332</b>
ON/OFF 1 - 2 reels	1-10V 1 - 2 reels

### LED Strips | Corner profile



type	L	suitable for	
Anod. AL	2000 mm	Ribbon, Dropper, Silicone Cased	<b>98392</b>
	<b>fixing kit</b>		<b>2 x caps</b>
<b>2 x</b>	<b>98394</b>	<b>98393</b>	<b>fixing kit</b>
			<b>98395</b>

### LED Strips | Corner profile



type	L	suitable for	
Anod. AL	2000 mm	Ribbon, Dropper, Silicone Cased	<b>98419</b>
	<b>fixing kit</b>		<b>2 x caps</b>
<b>98420</b>	<b>98418</b>	<b>PMMA strip</b>	<b>98395</b>



## SUNRISE | TRACK LUMINAIRES

A versatile spotlight with four different light powers and a superior colour rendering arrayLED source that prevents multiple shadows, whilst providing an excellent visual experience. High performance combined with elegant modern design. Fitted with a practical degree indicator.

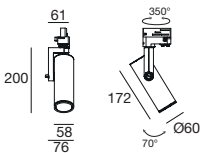
**Passive heat dissipation**

Anodised aluminium extruded casing

**Light management**

Four levels of light performances available, based on the customer's needs

**Sunrise\_1** | Track luminaires | 180-300 V | arrayLED 15 W 400 mA

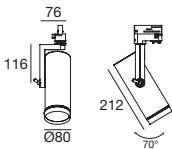


type		
White	CRI 95	<b>96279</b>
Black	CRI 95	<b>96281</b>
Grey	CRI 95	<b>96280</b>

colour		
3000 K	1414 lm	<b>W</b>
4000 K	1522 lm	<b>N</b>

optic	
15°	<b>15</b>
30°	<b>30</b>
60°	<b>60</b>

**Sunrise\_2** | Track luminaires | 180-300 V | arrayLED 20 W 580 mA

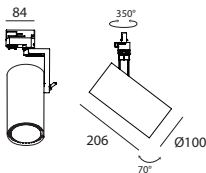


type		
White	CRI 95	<b>95784</b>
Black	CRI 95	<b>95785</b>
Grey	CRI 95	<b>95786</b>

colour		
3000 K	2062 lm	<b>W</b>
4000 K	2214 lm	<b>N</b>

optic	
15°	<b>15</b>
30°	<b>30</b>
60°	<b>60</b>

**Sunrise\_3** | Track luminaires | 180-300 V | arrayLED 35 W 950 mA




type		
White	CRI 95	<b>91450</b>
Black	CRI 95	<b>91451</b>
Grey	CRI 95	<b>91504</b>





colour		
2700 K	3064 lm	<b>M</b>
3000 K	3291 lm	<b>W</b>
4000 K	3519 lm	<b>N</b>

optic	
15°	<b>15</b>
30°	<b>30</b>
60°	<b>60</b>

### Sunrise\_1 | Optics

<b>15° optics</b>	
	Chrome <b>98320</b>
<b>30° optics</b>	
	Chrome <b>98321</b>
<b>60° optics</b>	
	Chrome <b>98322</b>





### Sunrise\_1 | Accessories

<b>blade</b>		<b>anti-glare tube</b>	
	Black <b>98539</b>		Black <b>98542</b>
<b>honeycomb louvre</b>		<b>cross louvre</b>	
	Black <b>98540</b>		Black <b>98541</b>





### Sunrise\_2 | Optics

<b>15° optics</b>	
	White <b>98323</b>
	Grey <b>98326</b>
	Black <b>98329</b>
<b>30° optics</b>	
	White <b>98324</b>
	Grey <b>98327</b>
	Black <b>98330</b>
<b>60° optics</b>	
	White <b>98325</b>
	Grey <b>98328</b>
	Black <b>98331</b>






### Sunrise\_2 | Accessories

<b>blade</b>		<b>anti-glare tube</b>	
	Black <b>98544</b>		Black <b>98546</b>
<b>honeycomb louvre</b>		<b>cross louvre</b>	
	Black <b>98543</b>		Black <b>98545</b>

### Sunrise\_3 | Optics

<b>15° optics</b>			<b>diffuser</b>	
	Chrome <b>98524</b>		Transp. <b>98515</b>	
			Opaline <b>98516</b>	
<b>30° optics</b>				
	Chrome <b>98525</b>			
<b>60° optics</b>				
	Chrome <b>98526</b>			

### Sunrise\_3 | Accessories

<b>blade</b>		<b>anti-glare tube</b>	
	Black <b>98521</b>		Black <b>98519</b>
<b>honeycomb louvre</b>		<b>flap</b>	
	Black <b>98522</b>		Black <b>98523</b>
<b>cross louvre</b>		<b>anti-glare screen</b>	
	Black <b>98520</b>		Black <b>98518</b>

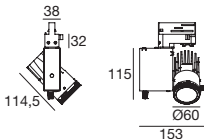


## IRIS\_T | TRACK LUMINAIRES

A spotlight offering highly customizable functions, fitted with a focus on-board graduated ring controlling the emission width and with a dim-on-board knob to adjust intensity.

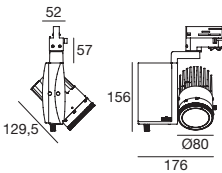
Passive heat dissipation  
Die cast coated aluminium  
Light management  
Practical and easy control of focus and light beam intensity

Iris\_T-1 | Track luminaires | 190-250 V | arrayLED 13 W 350 mA



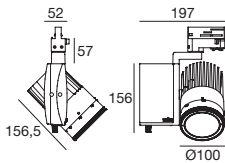
type		colour			optic	
White	CRI 95	97502	2700 K	1069 lm	M	8°-50° 85
Black	CRI 95	97503	3000 K	1146 lm	W	
Grey	CRI 95	97504	4000 K	1234 lm	N	
White	CRI 80	97327	2700 K	1421 lm	M	8°-50° 85
Black	CRI 80	97328	3000 K	1520 lm	W	
Grey	CRI 80	97329	4000 K	1520 lm	N	

Iris\_T-2 | Track luminaires | 180-300 V | arrayLED 20 W 580 mA



type		colour			optic	
White	CRI 95	97505	2700 K	1689 lm	M	8°-50° 85
Black	CRI 95	97506	3000 K	1806 lm	W	
Grey	CRI 95	97507	4000 K	1944 lm	N	
White	CRI 80	97330	2700 K	2238 lm	M	8°-50° 85
Black	CRI 80	97331	3000 K	2396 lm	W	
Grey	CRI 80	97332	4000 K	2572 lm	N	

Iris\_T-3 | Track luminaires | 180-300 V | arrayLED 30 W 840 mA



type		colour			optic	
White	CRI 95	97508	2700 K	2651 lm	M	8°-50° 85
Black	CRI 95	97509	3000 K	2839 lm	W	
Grey	CRI 95	97510	4000 K	3261 lm	N	
White	CRI 80	97333	2700 K	3670 lm	M	8°-50° 85
Black	CRI 80	97334	3000 K	3945 lm	W	
Grey	CRI 80	97335	4000 K	3945 lm	N	

## VEKTOR | TRACK LUMINAIRES

Spotlight fitted with a LED array source and optics featuring Shape-it!, a light shaping system. It is extremely versatile thanks to the dim-on board knob and the focus that can be zoomed by adjusting the front spyglass.

### Passive heat dissipation

Extruded aluminium casing

### Light management

Excellent colour rendering thanks to a CRI 95 LED array

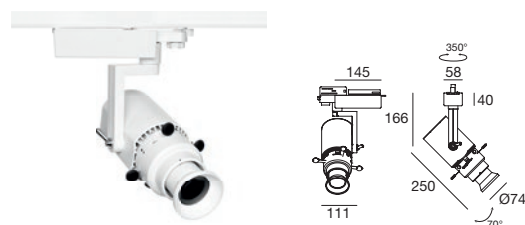
### Integrated electronics

Electronics integrated in the discreet external compartment, installed parallel to the track

### Type of light control

Version with dim-on-board knob ensuring an easy and functional light control

**Vektor\_1 DIMMABLE** | Track luminaires | 180-300 V | arrayLED 30 W 840 mA



#### type

White	CRI 95	<b>96395</b>
Black	CRI 95	<b>96396</b>
Grey	CRI 95	<b>96397</b>

#### colour

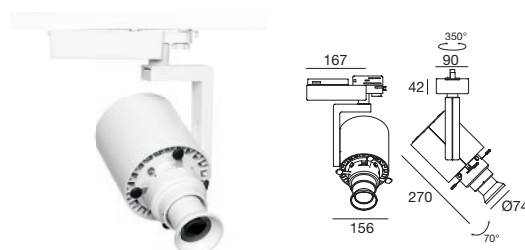
3000 K	3034 lm	<b>W</b>
4000 K	3244 lm	<b>N</b>

#### optic

Shaper	<b>66</b>
--------	-----------



**Vektor\_2 DIMMABLE** | Track luminaires | 180-300 V | arrayLED 50 W 1300 mA



#### type

White	CRI 95	<b>96398</b>
Black	CRI 95	<b>96399</b>
Grey	CRI 95	<b>96400</b>

#### colour

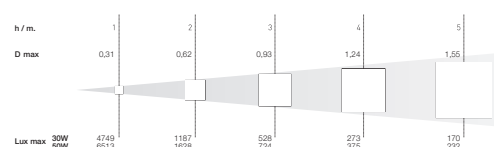
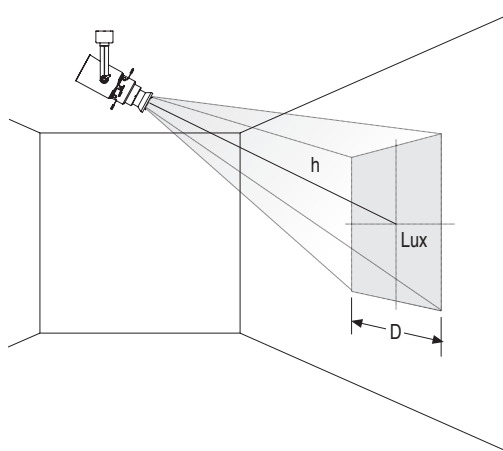
3000 K	4310 lm	<b>W</b>
4000 K	4611 lm	<b>N</b>

#### optic

Shaper	<b>66</b>
--------	-----------



Vektor track spotlight presents Shape-It!: a light shaping system created by i-LèD for the retail sector. Born out of the experience acquired in the field of museum lighting, Shape-It! allows for the creation of perfectly square-shaped projections ideal for original accent lighting squares. The system consists of a diaphragm with four AISI 304 steel louvers and an optics with manually adjustable focus for maximum precision. The diaphragm allows for the creation of the desired light spot with an even distribution of light on the entire surface; the adjustable focus clearly defines the edges of the light spot providing a perfect light projection.





## PORTIK | CEILING LUMINAIRES

An cylindrical or square-shaped outdoor downlight that blends into any environment thanks to simple and universal geometric lines. The family of downlights Portik is fitted with an optical unit consisting of a reflector with the cutting-edge F.O.L.™ filtering system providing homogeneous lighting. Additionally, it comes in a wide range of options: four different optics, three power levels and three finishes.

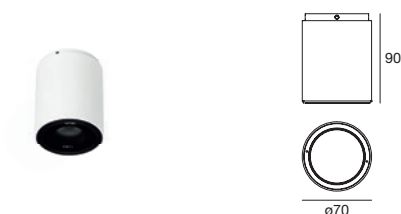
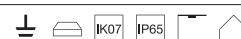
### Passive heat dissipation

Aluminium casing available in three finishes, black optical compartment

### Light management

F.O.L.™ system for a homogeneous light projection with defined edges also for the asymmetric emission version

**Portik\_R** | Ceiling luminaires | 190-250 V | powerLED 4 W 350 mA



#### type

White	CRI 80	<b>96080</b>
Black	CRI 80	<b>96081</b>
Grey	CRI 80	<b>96082</b>

#### colour

2700 K	420 lm	<b>M</b>
3000 K	443 lm	<b>W</b>
4000 K	490 lm	<b>N</b>

#### optic

15°	<b>15</b>
30°	<b>30</b>
60°	<b>60</b>
Asym.	<b>07</b>

**Portik\_R** | Ceiling luminaires | 180-300 V | powerLED 13 W 350 mA



#### type

White	CRI 80	<b>96074</b>
Black	CRI 80	<b>96075</b>
Grey	CRI 80	<b>96076</b>


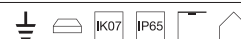
#### colour

2700 K	1298 lm	<b>M</b>
3000 K	1400 lm	<b>W</b>
4000 K	1497 lm	<b>N</b>

#### optic

15°	<b>15</b>
30°	<b>30</b>
60°	<b>60</b>

**Portik\_R** | Ceiling luminaires | 180-300 V | arrayLED 25 W 720 mA



#### type

White	CRI 80	<b>96068</b>
Black	CRI 80	<b>96069</b>
Grey	CRI 80	<b>96070</b>

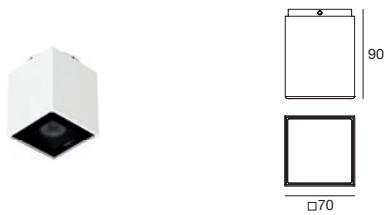
#### colour

2700 K	3101 lm	<b>M</b>
3000 K	3321 lm	<b>W</b>
4000 K	3568 lm	<b>N</b>

#### optic

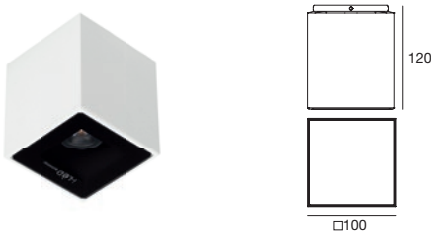
15°	<b>15</b>
30°	<b>30</b>
60°	<b>60</b>

Portik\_Q | Ceiling luminaires | 190-250 V | powerLED 4 W 350 mA



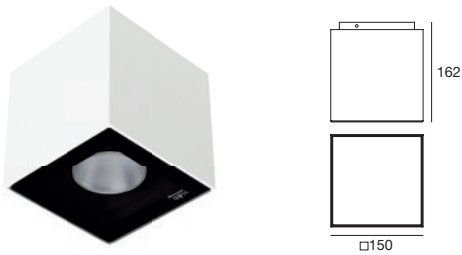
type			colour			optic	
White	CRI 80	<b>96077</b>	2700 K	420 lm	<b>M</b>	15°	<b>15</b>
Black	CRI 80	<b>96078</b>	3000 K	443 lm	<b>W</b>	30°	<b>30</b>
Grey	CRI 80	<b>96079</b>	4000 K	490 lm	<b>N</b>	60°	<b>60</b>

Portik\_Q | Ceiling luminaires | 180-300 V | powerLED 13 W 350 mA



type			colour			optic	
White	CRI 80	<b>96071</b>	2700 K	1298 lm	<b>M</b>	15°	<b>15</b>
Black	CRI 80	<b>96072</b>	3000 K	1400 lm	<b>W</b>	30°	<b>30</b>
Grey	CRI 80	<b>96073</b>	4000 K	1497 lm	<b>N</b>	60°	<b>60</b>

Portik\_Q | Ceiling luminaires | 180-300 V | arrayLED 25 W 720 mA



type			colour			optic	
White	CRI 80	<b>96065</b>	2700 K	3101 lm	<b>M</b>	15°	<b>15</b>
Black	CRI 80	<b>96066</b>	3000 K	3321 lm	<b>W</b>	30°	<b>30</b>
Grey	CRI 80	<b>96067</b>	4000 K	3568 lm	<b>N</b>	60°	<b>60</b>



## VEDETTE | WALL LIGHT

A reliable effective wall light with minimalist modern lines featuring low consumptions and a very warm light. Available in the round and square version, with single- or double-light emission, it offers a wide selection of optics that will meet the most diverse needs and tastes.

### Passive heat dissipation

Anodised aluminium casing or AISI 316 stainless steel casing for high salinity environments

### Independent power supply

Resin-potted driver integrated in the lighting fixture casing and neoprene cables

### Light management

Versions with single or double emission and up to 5 different optics available

#### Vedette\_Q Single emission | Wall light | 190-250 V | powerLED 2 W 630 mA



##### type

White	CRI 80	<b>96102</b>
Black	CRI 80	<b>96103</b>
Grey	CRI 80	<b>96104</b>
Cor-Ten	CRI 80	<b>96105</b>

##### colour

2700 K	195 lm	<b>M</b>
3000 K	208 lm	<b>W</b>
4000 K	222 lm	<b>N</b>

##### optic

8°	<b>08</b>
15°	<b>15</b>
30°	<b>30</b>
60°	<b>60</b>
Diff.	<b>00</b>

#### Vedette\_Q | Wall light | 190-250 V | powerLED 2 W 350 mA



##### type

White	CRI 80	<b>96106</b>
Black	CRI 80	<b>96107</b>
Grey	CRI 80	<b>96108</b>
Cor-Ten	CRI 80	<b>96109</b>


##### colour

2700 K	242 lm	<b>M</b>
3000 K	260 lm	<b>W</b>
4000 K	276 lm	<b>N</b>

##### optic

8°	<b>08</b>
15°	<b>15</b>
30°	<b>30</b>
60°	<b>60</b>
Diff.	<b>00</b>

#### Vedette\_Q Single emission | Wall light | 180-300 V | powerLED 8 W 630 mA



##### type

White	CRI 80	<b>96110</b>
Black	CRI 80	<b>96111</b>
Grey	CRI 80	<b>96112</b>
Cor-Ten	CRI 80	<b>96113</b>


##### colour

2700 K	639 lm	<b>M</b>
3000 K	674 lm	<b>W</b>
4000 K	745 lm	<b>N</b>

##### optic

15°	<b>15</b>
30°	<b>30</b>
60°	<b>60</b>
Diff.	<b>00</b>

#### Vedette\_Q Double emission | Wall light | 180-300 V | powerLED 8 W 350 mA



##### type

White	CRI 80	<b>96114</b>
Black	CRI 80	<b>96115</b>
Grey	CRI 80	<b>96116</b>
Cor-Ten	CRI 80	<b>96117</b>

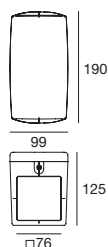
##### colour

2700 K	840 lm	<b>M</b>
3000 K	886 lm	<b>W</b>
4000 K	980 lm	<b>N</b>

##### optic

15°	<b>15</b>
30°	<b>30</b>
60°	<b>60</b>
Diff.	<b>00</b>

**Vedette\_Q Single emission** | Wall light | 180-300 V | powerLED 15 W 400 mA



**type**

White	CRI 80	<b>96118</b>
Black	CRI 80	<b>96119</b>
Grey	CRI 80	<b>96120</b>
Cor-Ten	CRI 80	<b>96121</b>

**colour**

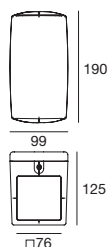
2700 K	1446 lm	<b>M</b>
3000 K	1560 lm	<b>W</b>
4000 K	1670 lm	<b>N</b>

**optic**

15°	<b>15</b>
30°	<b>30</b>
60°	<b>60</b>
Diff.	<b>00</b>



**Vedette\_Q Double emission** | Wall light | 180-300 V | powerLED 26 W 350 mA



**type**

White	CRI 80	<b>96122</b>
Black	CRI 80	<b>96123</b>
Grey	CRI 80	<b>96124</b>
Cor-Ten	CRI 80	<b>96125</b>

**colour**

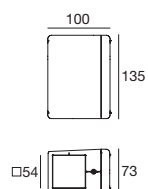
2700 K	2596 lm	<b>M</b>
3000 K	2800 lm	<b>W</b>
4000 K	2994 lm	<b>N</b>

**optic**

15°	<b>15</b>
30°	<b>30</b>
60°	<b>60</b>
Diff.	<b>00</b>



**Vedette\_Q blade Single emission** | Wall light | 180-300 V | powerLEDs 6 W 630 mA



**type**

White	CRI 80	<b>97048</b>
Black	CRI 80	<b>97049</b>
Grey	CRI 80	<b>97050</b>
Cor-Ten	CRI 80	<b>97051</b>

**colour**

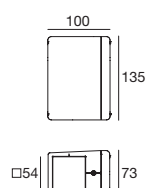
2700 K	585 lm	<b>M</b>
3000 K	624 lm	<b>W</b>
4000 K	666 lm	<b>N</b>

**optic**

5°	<b>05</b>
----	-----------



**Vedette\_Q blade Double emission** | Wall light | 180-300 V | powerLEDs 12 W 630 mA



**type**

White	CRI 80	<b>97185</b>
Black	CRI 80	<b>97186</b>
Grey	CRI 80	<b>97187</b>
Cor-Ten	CRI 80	<b>97188</b>

**colour**

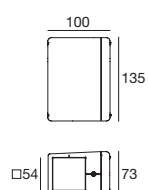
2700 K	1170 lm	<b>M</b>
3000 K	1248 lm	<b>W</b>
4000 K	1332 lm	<b>N</b>

**optic**

5°	<b>05</b>
----	-----------



**Vedette\_Q blade Double emission** | Wall light | 180-300 V | arrayLED 12 W 630 mA



**type**

White	CRI 80	<b>97052</b>
Black	CRI 80	<b>97053</b>
Grey	CRI 80	<b>97054</b>
Cor-Ten	CRI 80	<b>97055</b>

**colour**

2700 K	1219 lm	<b>M</b>
3000 K	1304 lm	<b>W</b>
4000 K	1346 lm	<b>N</b>

**optic**

5° + 60°	<b>56</b>
----------	-----------





## CICADA | WALL LIGHT

Outdoor wall light manufactured in die-cast aluminium with double emission and a refined modern design. WallWasher effect. It "floods" the wall with a soft light beam enhancing the architectural structure. Glare is minimized thanks to a special black silk-screened glass.

### Passive heat dissipation

Aluminium casing

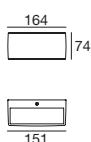
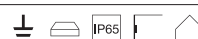
### Light management

Single or double emission version

### Installation by means of bracket

fixing bracket for installation on walls

**Cicada\_LV** | Wall light | 180-300 V | powerLED 6 W 630 mA



#### type

White	CRI 80	<b>97290</b>
Black	CRI 80	<b>97291</b>
Grey	CRI 80	<b>97292</b>

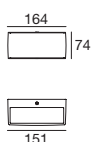
#### colour

3000 K	624 lm	<b>W</b>
4000 K	666 lm	<b>N</b>
5000 K	759 lm	<b>C</b>

#### optic

15°	<b>15</b>
30°	<b>30</b>
60°	<b>60</b>
Wall W.	<b>25</b>

**Cicada\_LV** | Wall light | 180-300 V | powerLED 12 W 630 mA



#### type

White	CRI 80	<b>97293</b>
Black	CRI 80	<b>97294</b>
Grey	CRI 80	<b>97295</b>

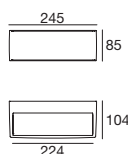

#### colour

3000 K	1248 lm	<b>W</b>
4000 K	1332 lm	<b>N</b>
5000 K	1518 lm	<b>C</b>

#### optic

15°	<b>15</b>
30°	<b>30</b>
60°	<b>60</b>
Wall W.	<b>25</b>

**Cicada\_LV** | Wall light | 180-300 V | powerLEDs 12 W 630 mA



#### type

White	CRI 80	<b>97302</b>
Black	CRI 80	<b>97303</b>
Grey	CRI 80	<b>97304</b>

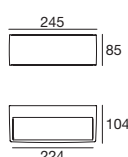
#### colour

3000 K	1248 lm	<b>W</b>
4000 K	1332 lm	<b>N</b>
5000 K	1518 lm	<b>C</b>

#### optic

15°	<b>15</b>
30°	<b>30</b>
60°	<b>60</b>
Wall W.	<b>25</b>

**Cicada\_LV** | Wall light | 180-300 V | powerLEDs 24 W 630 mA



#### type

White	CRI 80	<b>97305</b>
Black	CRI 80	<b>97306</b>
Grey	CRI 80	<b>97307</b>


#### colour

3000 K	2496 lm	<b>W</b>
4000 K	2664 lm	<b>N</b>
5000 K	3036 lm	<b>C</b>

#### optic

15°	<b>15</b>
30°	<b>30</b>
60°	<b>60</b>
Wall W.	<b>25</b>

Cicada\_HV | Wall light | topLED 6 W 190-240 V AC



type			colour			optic	
White	CRI 80	97296	3000 K	600 lm	W	Diff.	00
Black	CRI 80	97297	4000 K	630 lm	N		
Grey	CRI 80	97298	5000 K	660 lm	C		

Cicada\_HV | Wall light | topLED 12 W 190-240 V AC



type			colour			optic	
White	CRI 80	97299	3000 K	1200 lm	W	Diff.	00
Black	CRI 80	97300	4000 K	1260 lm	N		
Grey	CRI 80	97301	5000 K	1320 lm	C		

Cicada\_HV | Wall light | topLED 12 W 190-240 V AC



type			colour			optic	
White	CRI 80	97308	3000 K	1200 lm	W	Diff.	00
Black	CRI 80	97309	4000 K	1260 lm	N		
Grey	CRI 80	97310	5000 K	1320 lm	C		

Cicada\_HV | Wall light | topLED 24 W 190-240 V AC



type			colour			optic	
White	CRI 80	97311	3000 K	2400 lm	W	Diff.	00
Black	CRI 80	97312	4000 K	2520 lm	N		
Grey	CRI 80	97313	5000 K	2640 lm	C		





MYIA | WALL LIGHT

Outdoor triangular wall light, with right angle emission. This innovative luminaire creates original and highly impressive angular light effects giving a touch of style to walls and facades.

- Light management  
90-degree angle emission for even lighting both horizontally and vertically
- Graceful aesthetics  
Triangular shape suitable for corner structures from an aesthetic and functional viewpoint
- Design: OKAPI light

Myia | Wall light | 190-250 V | arrayLED 8 W 220 mA



type







White	CRI 80	91596
Black	CRI 80	91597
Grey	CRI 80	91598

colour

2700 K	950 lm	M
3000 K	950 lm	W
4000 K	1022 lm	N

optic

90°	90
-----	----



88

KLER | SUSPENSIONS

Kler is a suspension light featuring effective diffused lighting and fitted with a sandblasted protective diffusing glass. The cylindrical shape lends a pleasant appearance to this compact light, whereas the arrayLED source ensures high-quality light with no multiple shadows.

Passive heat dissipation

Aluminium casing

Light management

Three light performances are available, depending on customer's needs

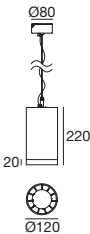
Minimalist aesthetics

A classic shape with a pleasant appearance, available in white or black

Integrated electronics

Casing-integrated electronics

Kler\_P | Suspended luminaires | 180-300 V | arrayLED 25 W 720 mA



type			colour			optic	
White	CRI 80	97056	2700 K	3101 lm	M	15°	15
Black	CRI 80	97057	3000 K	3321 lm	W	30°	30
Grey	CRI 80	97058	4000 K	3568 lm	N	60°	60



SUELO | WALK-OVER SPOTLIGHTS

This drive-over uplight, offering directional and non-directional emissions, is available in several versions with many different finishes, optics and shapes and features high energy efficiency and maximum external protection. Suelo is...visual comfort, performance and the reliability of the Aqua-Stop system.

- Passive heat dissipation  
Aluminium dissipating casing
- Light management  
Protective shade with black silk-screened pattern along the edge for glare reduction
- Sturdy appearance  
Sturdy flange available in three different material and finish versions

Suelo\_RJ | Drive-over spotlight | powerLED 8 W 630 mA

type

Grey

CRI 80

93957

99179

ON/OFF

1 art.

99186

ON/OFF

2 - 3 art.

colour

2700 K639 lm

M

3000 K674 lm

W

4000 K745 lm

N

optic

15°

15

30°

30

60°

60

98121

Outer casing

Suelo\_RJ | Drive-over spotlight | 190-250 V | powerLED 8 W 630 mA

type

Grey

CRI 80

93963

98122

Outer casing

colour

2700 K639 lm

M

3000 K674 lm

W

4000 K745 lm

N

optic

15°

15

30°

30

60°

60

98122

Outer casing

Suelo\_RJ | Drive-over spotlight | 180-300 V | powerLED 13 W 350 mA

type

Grey

CRI 80

96086

84932

Outer casing

colour

2700 K1298 lm

M

3000 K1400 lm

W

4000 K1497 lm

N

optic

15°

15

30°

30

60°

60

84932


Outer casing

90

Suelo\_RJ | Drive-over spotlight | 180-300 V | arrayLED 25 W 720 mA



type			colour			optic	
Grey CRI 80 96088			2700 K	3101 lm	M	15°	15
			3000 K	3321 lm	W	30°	30
			4000 K	3568 lm	N	60°	60



Suelo | In-ground outer-casing



type	Ø mm	h. mm	
PVC	140	140	98121

Suelo | In-ground outer-casing



type	Ø mm	h. mm	
PVC	110	220	98122

Suelo | In-ground outer-casing



type	Ø mm	h. mm	
PVC	170	240	84932

Suelo | In-ground outer-casing



type	Ø mm	h. mm	
PVC	270	260	98353



FASIM | WALK-OVER SPOTLIGHTS

The ultimate cutting-edge uplight, providing maximum rotation for outdoor applications and featuring exclusive optics with 3° beam angle for highly impressive architectural lighting also in extremely tall buildings. Also available in the tilting version.

Passive heat dissipation

Anodised aluminium casing and stainless steel flange

Light management

Black silk-screened glass to minimise glare towards the observer even from a very close distance

Reliable outdoor installations

Maximum resistance against mechanical impacts and a higher cable protection against water and humidity thanks to the Aqua-Stop system

Fasim\_2J | Walk-over spotlight | 180-300 V | powerLED 8 W 630 mA



type			colour			optic	
Steel	CRI 80	95969	2700 K	639 lm	M	15°	15
			3000 K	674 lm	W	30°	30
			4000 K	745 lm	N	60°	60

type			colour			optic	
Steel	CRI 80	95968	2700 K	639 lm	M	Asym.	07
			3000 K	674 lm	W		
			4000 K	745 lm	N		



84928  
Outer casing

Fasim\_2J | Walk-over spotlight | 180-300 V | powerLED 13 W 350 mA



type			colour			optic	
Steel	CRI 80	95977	2700 K	1298 lm	M	15°	15
			3000 K	1400 lm	W	30°	30
			4000 K	1497 lm	N	60°	60

type			colour			optic	
Steel	CRI 80	94415	2700 K	1723 lm	M	Asym.	07
			3000 K	1845 lm	W		
			4000 K	1982 lm	N		




84906  
Outer casing

Fasim\_2 | Walk-over spotlight | 180-300 V | powerLEDs 8 W 630 mA



type			colour			optic	
Steel	CRI 80	94657	2700 K	780 lm	M	3°	03
			3000 K	832 lm	W		
			4000 K	888 lm	N		




84928  
Outer casing

Fasim\_2 | Walk-over spotlight | 180-300 V | powerLEDs 14 W 500 mA

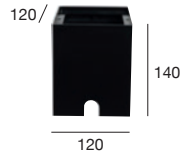


type			colour			optic	
Steel	CRI 80	94659	2700 K	1503 lm	M	3°	03
			3000 K	1602 lm	W		
			4000 K	1710 lm	N		




84906  
Outer casing

Fasim\_2 | In-ground outer-casing



type	size mm	h. mm	
PVC	120 x 120	140	84928






























Fasim\_2 | In-ground outer-casing



type	size mm	h. mm	
PVC	169 x 158	129	84906



## SYMBOLS

	Indoor installation		Round installation hole
	Outdoor installation		Quadrangular installation hole
	Wall mounting		Single emission luminaire
	Ground mounting		Double emission luminaire
	Ceiling mounting		<i>Simply Dim</i>
	Ceiling or wall mounting		1-10 V
	Ceiling, wall or ground mounting		DALI
	Ceiling or ground mounting	C.C.	Constant Current
	Protection class (IEC 60529) against foreign bodies and water	C.V.	Constant Voltage
	Protection degrees (IEC 62262) against external mechanical impacts		Dimming
	Directional light beam		
	Tilting light beam		
	Walk-over lighting fixture		
	Drive-over lighting fixture (2,500 kg)		
	Power supply cable included		
	Class I - IEC protection class		
	Class II - IEC protection class		
	Class III - IEC protection class		
	Driver included		
	Driver not included		
	Article protected by resin potting		
	Available in emergency version		

All articles belong to energy class A++.

The lumens indicated refer to the light source emission.

The connection diagrams for electronics articles are included in the technical documentation.

FINISHES




**White** | RAL 9003 embossed



**Grey** | RAL 9006 embossed




**Black Grey** | RAL 7021 embossed



**Black** | RAL 9005 embossed




**Stone Grey**




**Cor-Ten** | Finish




**Anodized aluminium**



**Opaline** | PMMA




**Transparent** | PMMA



**Steel**



**Chrome**



**other finishes available on request**



## ADDRESSES

### Linea Light S.r.l. Italy

via della Fornace, 59 z.i.  
31023 Castelminio di Resana (TV) - Italy  
Phone: +39 0423 78 68  
Fax: +39 0423 78 69 00  
info@linealight.com

### LightVillage Milano - Exhibition Area Only

via Morimondo, 26 int. 17G  
20143 Milano  
Phone: +39 02 36750915  
Fax: +39 02 36750915  
milano@lightvillage.it

### Linea Light France

Z.A. Heiden Est, 12 rue des Pay-Bas  
68310 Wittelsheim - France  
Phone: +33 389 75 52 23  
Fax: +33 389 75 59 07  
info@linealight.fr

### Linea Light UK Ltd

Suite 109 - Business Design Centre  
52 Upper Street - Islington N10QH - London - UK  
Phone: +44 0203 6371983  
info@linealight-uk.com

### Linea Light Deutschland GmbH

Aktienstraße 214  
45473 Mülheim a.d. Ruhr - Germany  
Phone: +49 208 299979-0  
Fax: +49 208 299979-10  
service@linealight.de

### Linea Light GCC - Middle East & Gulf Countries

Jumeirah Lake Towers  
JBC2 - 35th Floor Office 02 - Dubai - UAE  
P.O. Box 125902  
Phone: +971 4 4218275  
Fax: +971 4 4218274  
info@linealight.ae

### Linea Light Polska Sp. z o.o.

ul. Wiosenna, 47  
41253 Czeladz - Poland  
Phone: +48 32 265 11 21  
Fax: +48 32 265 04 42  
biuro@linealight.com.pl

### Linea Light Russia

Luzhnetskaya nab., 2/4, str. 3, of. 304  
119270 Moscow - Russian Federation  
Phone: +7 495 639 99 41  
info@linealight.ru

### Linea Light USA | Inter Lux

3741 Commerce Drive  
Suites 306-308  
Baltimore, MD 21227 - USA  
Phone: +1 410 381 1497  
Fax: +1 410 381 1589  
answers@inter-lux.com

### Linea Light Asia-Pacific Ltd

YuXiang Industrial Area  
528478 HengLan Town, ZhongShan City,  
GuangDong Province, China  
Phone: +86 760 87618355  
Fax: +86 760 87553990  
info@linealight.cn



linealight.com