

Surgical Outcomes of the Australasian College of Podiatric Surgeons



National Audit
March 2011 to Feb 2012

© Copyright Australasian College of Podiatric Surgeons 2012

This work is copyright. Apart from any fair use as permitted under the Copyright Act 1968, no part of this work may be reproduced by any process whatsoever without prior written permission from the Australasian College of Podiatric Surgeons. Requests and enquiries concerning reproduction and rights should be directed to podiatric.surgeons@rsm.com.au

Methodology

Foot & ankle surgery

- ACPS audit committee determined variables for collection
- Australian Council on Healthcare Standards (ACHS) input & clinical indicators
- Excel data capture of all activity by 17 podiatric surgeons (ACPS Fellows)
- Medicare Benefits Schedule database (MBS)



Analysis

Built on previous study,

"Foot and Ankle surgery in Australia: A descriptive analysis of the Medicare Benefits Schedule 1997 – 2006"

Menz, Gilheany & Landorf 2008

Data analysis independently provided by the (ACHS)



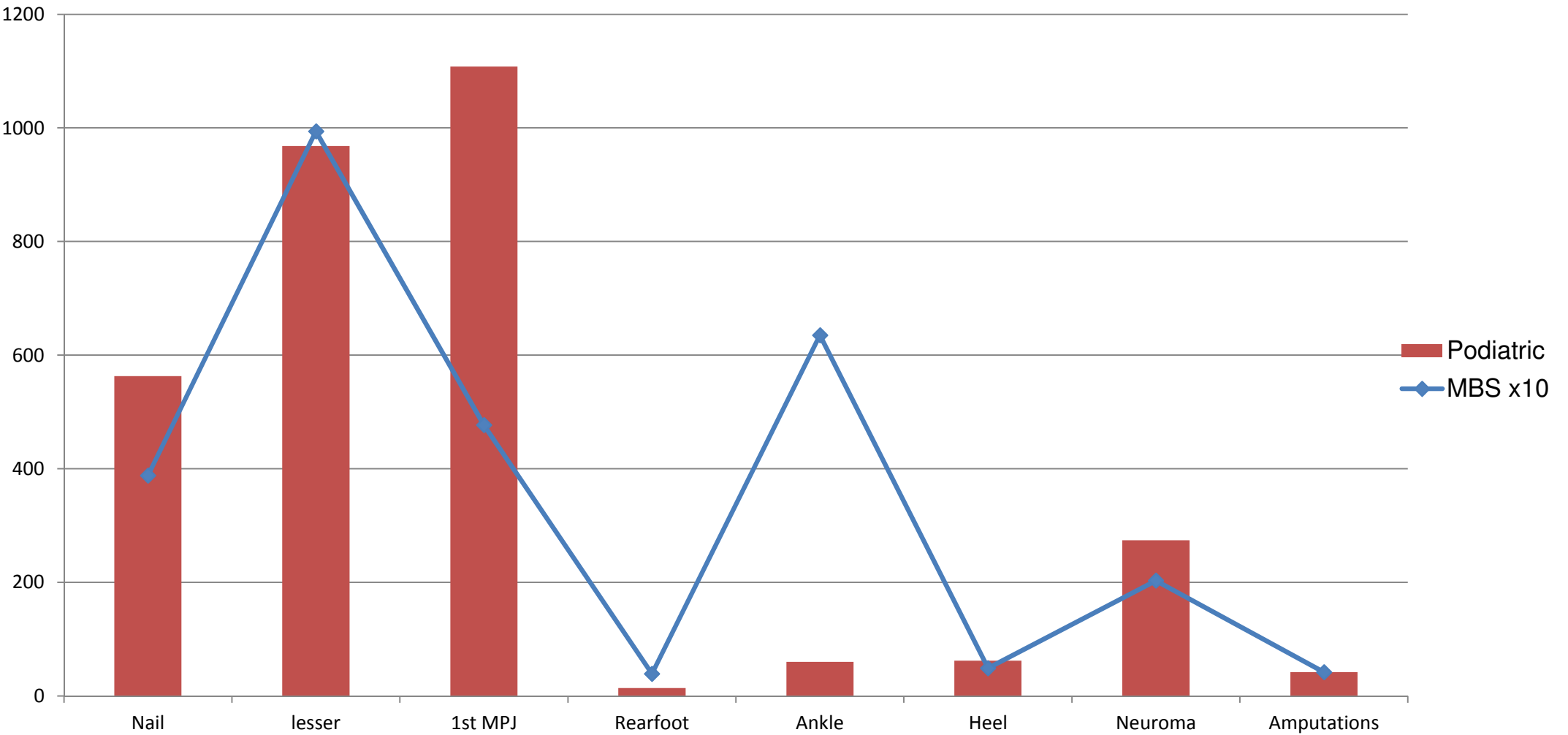
Analysis

- Total practice audit compared to MBS
- Nail, lesser toe, ankle, 1st MPJ, neuroma, amputations heel, rearfoot



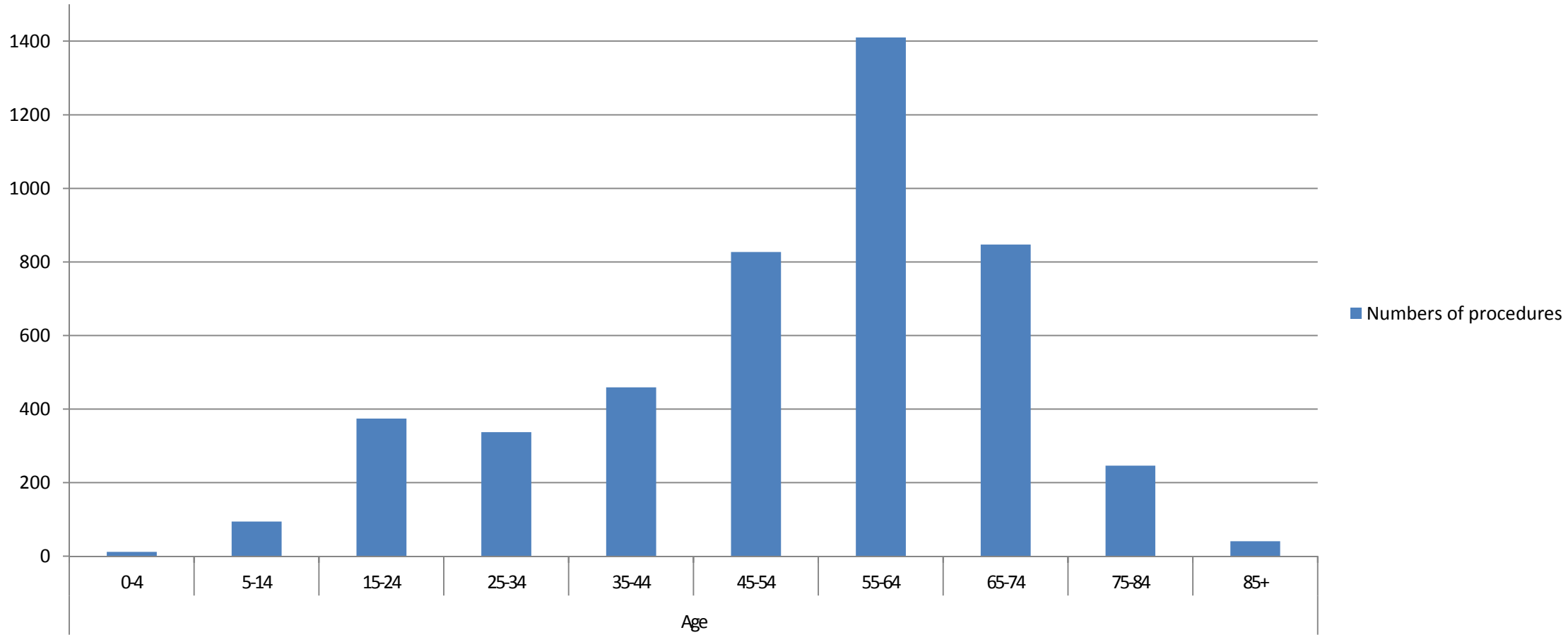
- Nail, 1st MPJ, Rearfoot
- AVLOS
- ACHS Clinical Indicators (Day Surgery & Hospital Wide)
- Complications

MBS/Podiatric by procedure group



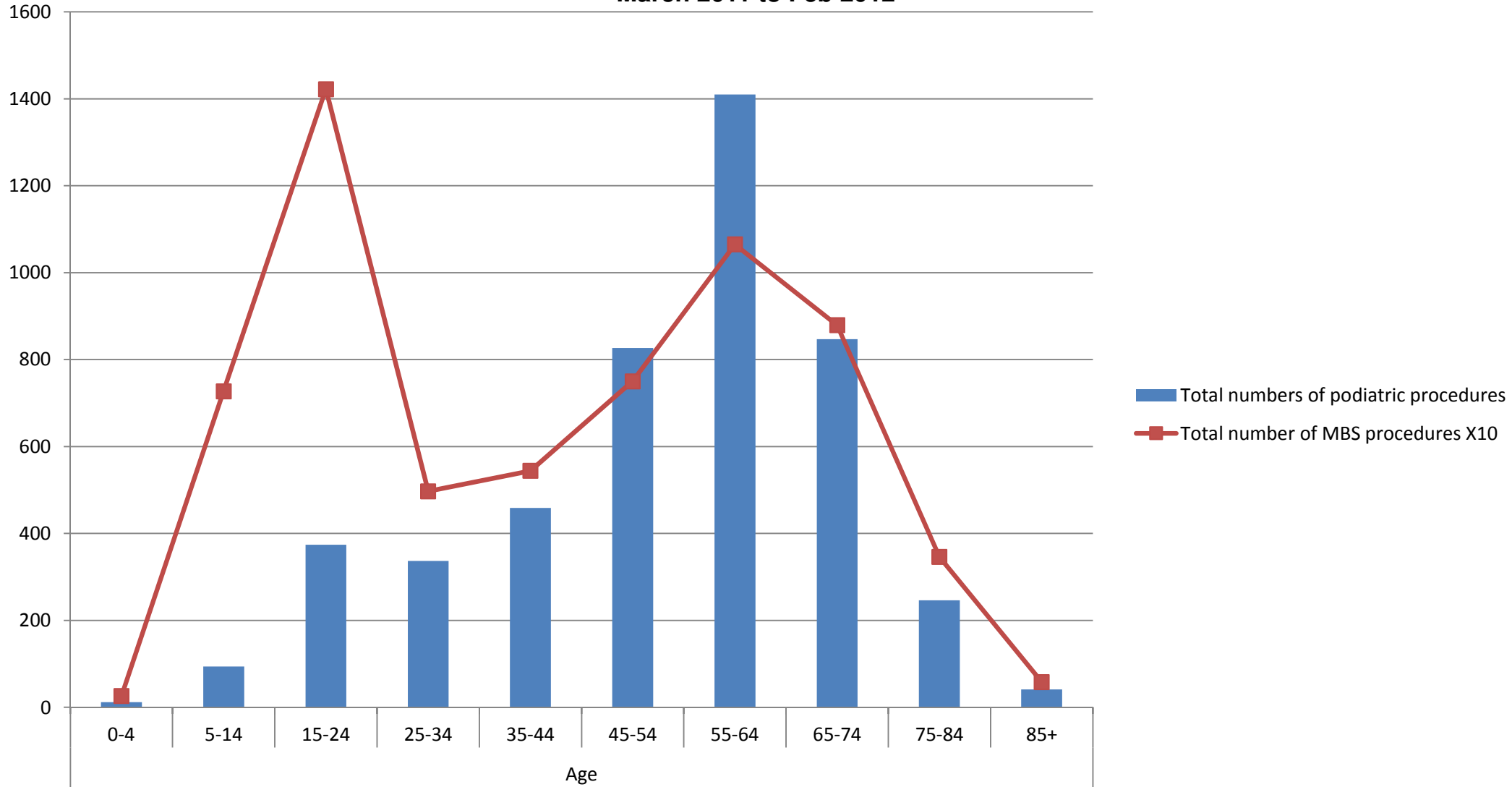
Total Numbers of Podiatric Procedures/Age (4647)

March 2011 -Feb 2012

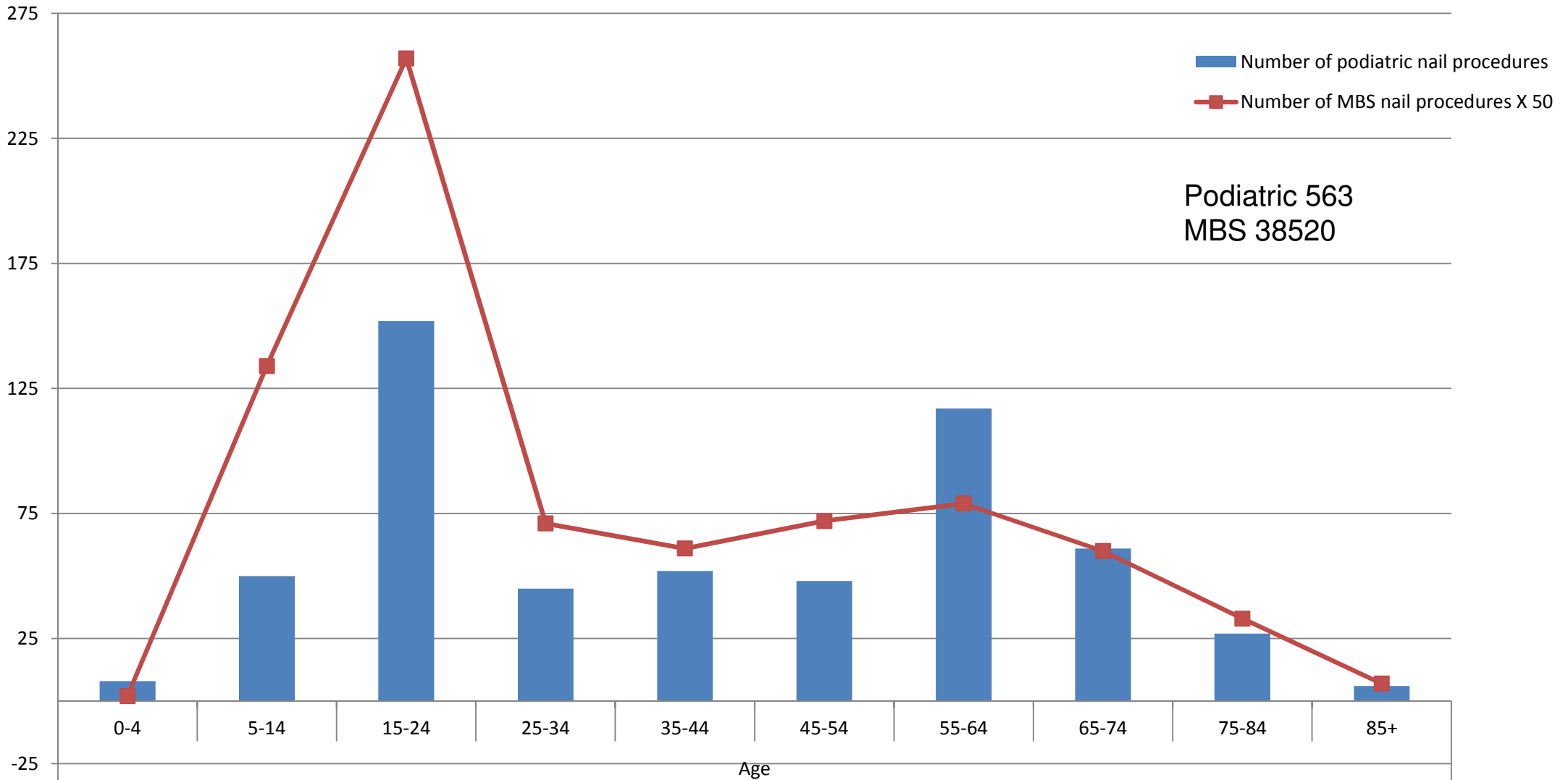


Total Procedures Podiatric/MBS/Age

March 2011 to Feb 2012

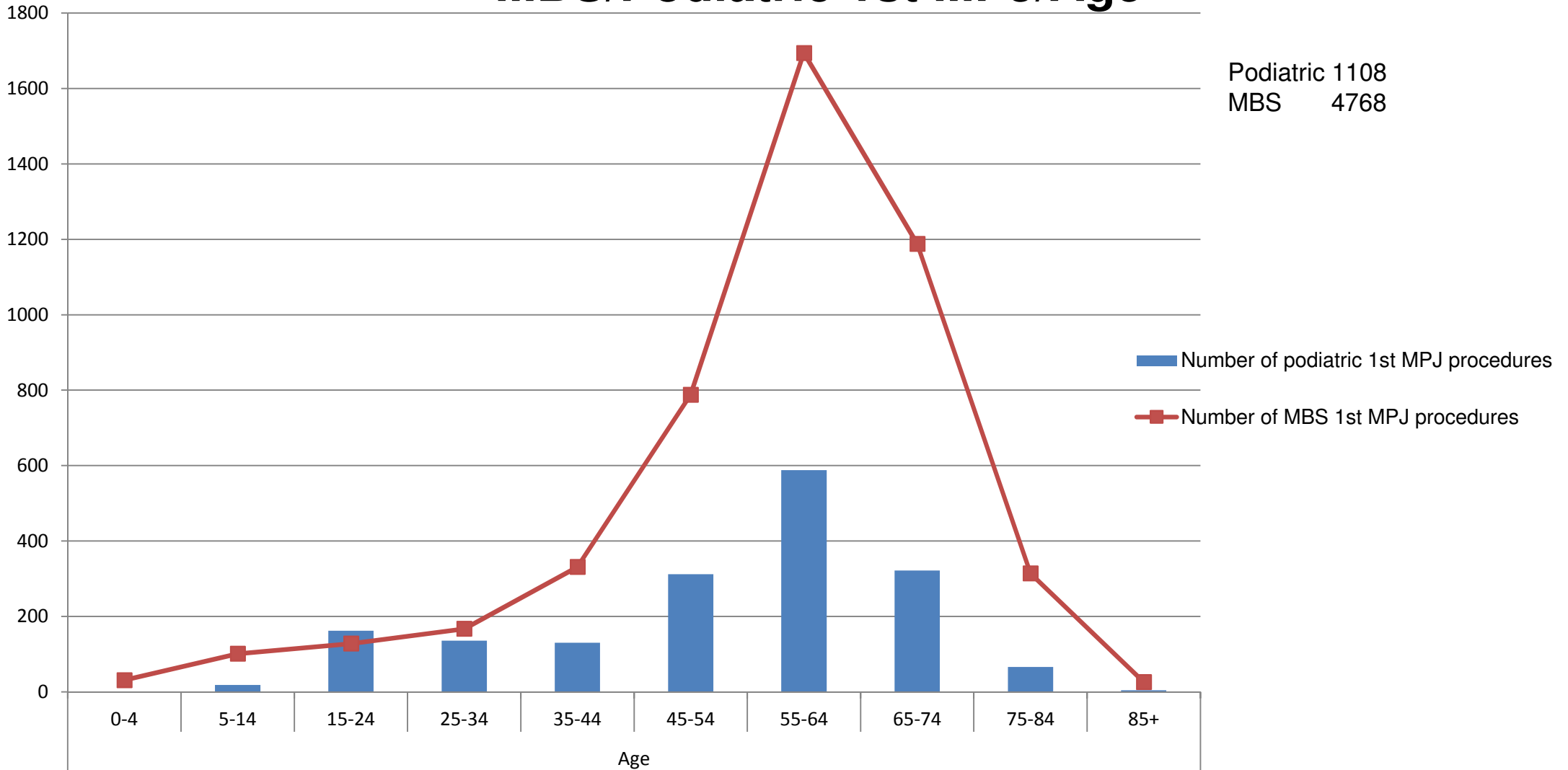


Podiatric/MBS Nail Procedures/Age

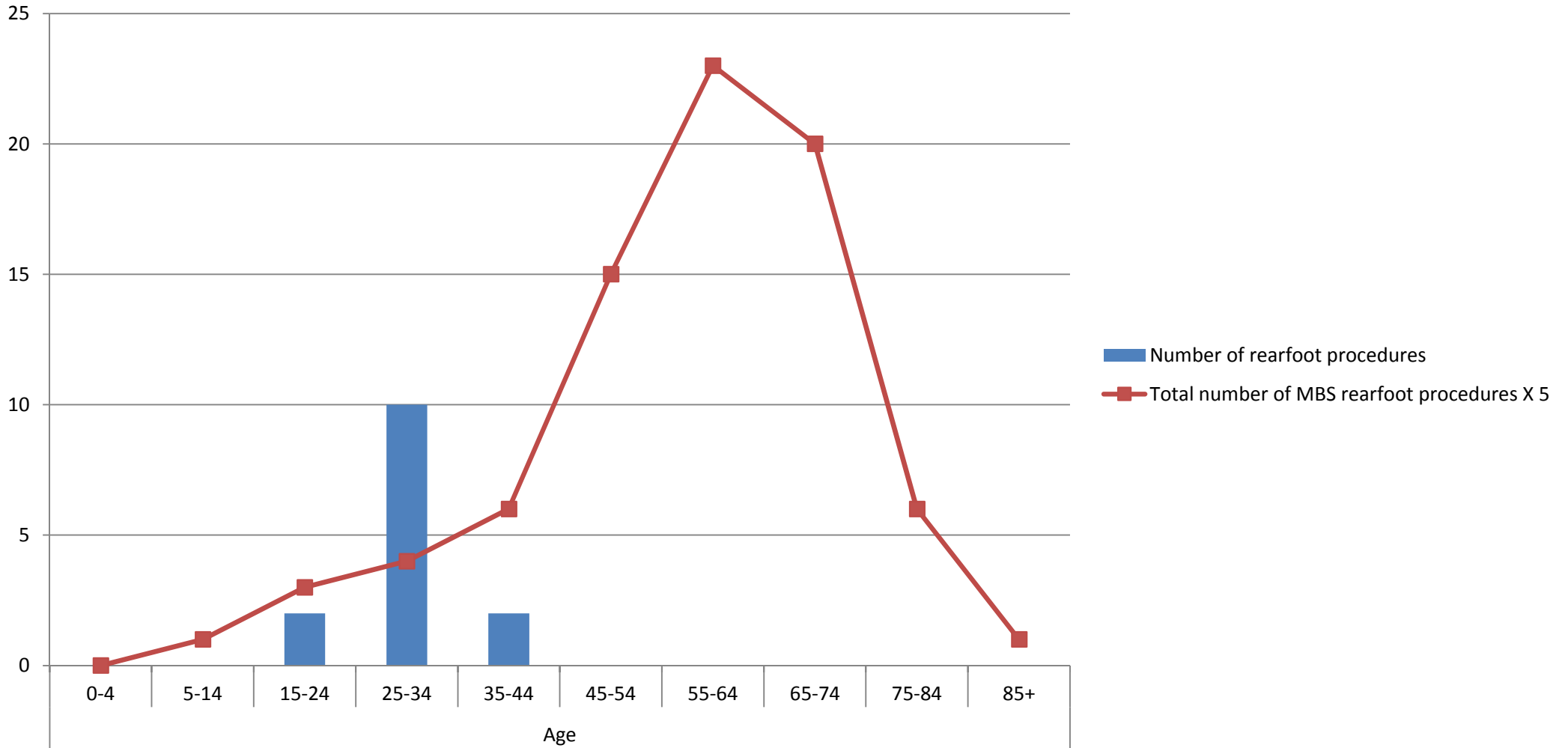


MBS/Podiatric 1st MPJ/Age

Podiatric 1108
MBS 4768



Podiatric/MBS Rearfoot Procedures/Age



STJ fusion & Tarsal coalition

Podiatric 14 (0.3%)

MBS 390 (0.6%)

Finding – Total Practice Audit



ACPS Fellows practice a similar case mix as MBS funded providers of foot and ankle surgery

Prevalence of Comorbidities in 1819 admissions

Comorbidity	Frequency
Diabetes –type 1 insulin using	266 (15%)
Diabetes –type 2 non insulin using	248 (14%)
Hypertension	230 (13 %)
Ischaemic heart disease	119 (6.5%)
Osteoarthritis	95 (5%)



Prevalence of diabetes in 1819 admissions



Comorbidity	Frequency
Diabetes –type 1 insulin using	266 (15%)
Diabetes –type 2 non insulin using	248 (14%)
Diabetes –type 2 insulin using	80 (4%)

Average Length of Stay



- Nail
- 1st MPJ
- Rearfoot (STJ fusion & Tarsal coalition)
- 1 day

ACHS Clinical Indicators Day Surgery (V4)

Day Surgery C.I.	Podiatric	ACHS aggregate rate
Failure to arrive	0	1
Cancellation pre-existing/acute medical condition	0	0.3
Cancellation: admin/organisational	0	0.7
Unplanned O/N admit *	2.3	1.1

ACHS Clinical Indicators Hospital Wide(V11.1)

Hospital Wide C.I.	Podiatric	ACHS aggregate rate
Unplanned readmission 28 days	0	1
Unplanned readmission 14 days	0	1
Unplanned return to O.R. during admission	0	0.3
Elective surgical patient admitted on day of surgery	100%	90%

Complications

Group 1 infection (outpatient management)

Group 2 infection (inpatient management)

ACHS reporting requirement

Group 3 DVT (outpatient / inpatient management)

Group 4 pulmonary embolus



Group 2 – Infection requiring inpatient management



Across 4647 procedures the infection rate was zero

Group 1 – Infection requiring outpatient management



Procedure Group	Superficial SSI
Nail	3.1 to 8.7
1 st MPJ	1.4 to 11.8
Rearfoot (STJ fusion / Tarsal coalition)	0

Group 3 DVT

90604 - Correction of bone deformity

Group 4 Pulmonary embolus

50109 - Arthrodesis of joint, not elsewhere classified



1 case in 1900 cases = 0.05 %

Findings

Retrospective audit 4647 procedures in 12 months from March 2011

- Same case mix as current MBS funded providers
- Virtually all admissions are same day or day surgery
- Readmission & "take back" rate = 0%
- ACHS defined infection rate = 0%
- D.V.T. and P.E. rate = 0.02%



Findings

Retrospective audit 4647 procedures in 12 months from March 2011

- Adds to existing evidence that Fellows of the ACPS provide safe and quality foot and ankle surgery that is at least equivalent to existing MBS providers.
- MBS funding should be provided for ACPS Fellows.

